

2026 ZYN British Superbike Championship - Round 2

R&G Moto4 British Cup



FREE PRACTICE 1 - CLASSIFICATION

POS	NO	NAME	NAT	ENTRY	TIME	ON	LAPS	GAP	DIFF	MPH
1	24	Ryan FROST	GBR	Honda - Fibre Tec Honda By MLav Racing	1:39.004	14	15			90.44
2	88	Mason FOSTER	GBR	Honda - Mortimer Racing	1:39.736	10	11	0.732	0.732	89.78
3	63	Jack DUNABIE	GBR	Honda - Kovara Projects / RS Racing	1:40.060	10	13	1.056	0.324	89.49
4	15	Harrison DAY	GBR	Honda - LRA Moto supported by HV Solutions	1:40.171	11	15	1.167	0.111	89.39
5	37	Marco HOLT	GBR	Honda - City Lifting / RS Racing	1:40.470	10	14	1.466	0.299	89.12
6	16	Jack BURROWS	GBR	Honda - Burrows Engineering / RK Racing	1:40.565	4	13	1.561	0.095	89.04
7	64	Clayton EDMUNDS	GBR	Honda - City Lifting / RS Racing	1:40.823	10	14	1.819	0.258	88.81
8	67	George BOWES	GBR	Honda - A Edwards Racing	1:41.058	10	13	2.054	0.235	88.60
9	7	Luke FITCHETT	GBR	Honda - Kovara Projects / RS Racing	1:41.160	11	14	2.156	0.102	88.51
10	19	Tyler HUMPHRIES	GBR	Honda - Fibre Tec Honda By MLav Racing	1:41.194	14	15	2.190	0.034	88.48
11	78	Joshua WILLIAMS	GBR	Honda - Dunsley Heat Racing	1:41.811	14	15	2.807	0.617	87.95
12	90	Aeziah DIVINE	BMU	Honda - Fibre Tec Honda By MLav Racing	1:42.199	11	11	3.195	0.388	87.61
13	42	Thorley TREVORROW	GBR	Honda - Fibre Tec Honda By MLav Racing	1:42.258	11	15	3.254	0.059	87.56
14	31	Henry McCARTNEY	GBR	Honda - Stanford Racing	1:42.309	4	7	3.305	0.051	87.52
15	11	Jensen BISHOP	GBR	Honda - Wilson Racing	1:43.539	3	11	4.535	1.230	86.48
16	34	Charlie CUNNINGHAM	GBR	Honda - Mortimer Racing	1:44.035	14	14	5.031	0.496	86.07
17	23	Alex REMESAL-LOMAS	ESP	Honda - Fibre Tec Honda By MLav Racing	1:44.170	9	13	5.166	0.135	85.96
18	12	Archie HOOPER	GBR	Honda - AH Racing	1:45.392	12	13	6.388	1.222	84.96
19	65	Lilly RHODES	GBR	Honda - Wilson Racing	1:48.310	10	13	9.306	2.918	82.67
QUALIFYING LAPTIME (110.0% of 1:39.004) = 1:48.904										
20	58	Max RHODES	GBR	Honda - Wilson Racing	1:50.798	9	13	11.794	2.488	80.81
21	71	Lucy CURTIS	GBR	Honda - Fibre Tec Honda By MLav Racing	1:50.834	11	14	11.830	0.036	80.79

Weather / Track : Bright / Dry

These results are provisional until the conclusion of any judicial and technical matters.

Date: 15/05/2026 Start: 17:10 Finish: 17:35
Donington Park GP: 2.4873 miles

Race Director: Stuart Higgs

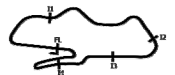
Timekeeper: Richard Evans

S. Higgs

R. EVANS

Digitally Approved at 17:42 Friday, 15 May 2026

Digitally Approved at 17:41 Friday, 15 May 2026



Results can be found at www.tsl-timing.com

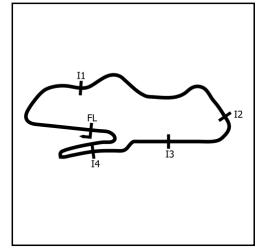
Printed - 17:38 Friday, 15 May 2026



2026 ZYN British Superbike Championship - Round 2

R&G Moto4 British Cup

FREE PRACTICE 1 - SECTOR ANALYSIS



SECTOR 1 = FL to I1, SECTOR 2 = I1 to I2, SECTOR 3 = I2 to I3, SECTOR 4 = I3 to I4, SECTOR 5 = I4 to FL, DIFF = Difference To Personal Best Lap, P = Crossed Finish Line in Pit Lane, D = Time Disallowed

P1 24		Ryan FROST					Honda - Fibre Tec Honda By MLav Racing					
IDEAL LAP TIME : 1:38.839		BEST LAP TIME : 1:39.004					DIFFERENCE : 0.165					
LAP	SECTOR 1	SECTOR 2	SECTOR 3	SECTOR 4	SECTOR 5	LAP TIME	MPH	DIFF	TIME OF DAY			
1 -	OUTLAP	86.3	35.076	15.491	105.1	13.942	29.281	89.8		17:12:05.623		
2 -	22.184	113.9	26.764	13.129	122.0	12.640	26.559	91.5	1:41.276	88.41	2.272	17:13:46.899
3 -	21.837	110.9	26.917	13.039	122.2	12.101	26.478	91.3	1:40.372	89.21	1.368	17:15:27.271
4 -	22.045	118.1	26.786	13.498	118.3	12.380	26.180	90.1	1:40.889	88.75	1.885	17:17:08.160
5 -	22.041	122.0	26.762	13.275	119.1	12.040	26.313	90.3	1:40.431	89.16	1.427	17:18:48.591
6 -	22.038	120.2	26.865	13.290	118.3	12.062	26.240	90.4	1:40.495	89.10	1.491	17:20:29.086
7 -	22.016	121.3	26.603	13.266	117.1	12.013	25.982	90.4	1:39.880	89.65	0.876	17:22:08.966
8 -	21.973	120.0	26.658	13.253	117.7	12.059	25.918	90.4	1:39.861	89.66	0.857	17:23:48.827
9 -	21.873	121.1	26.477	13.282	117.7	12.009	25.975	91.1	1:39.616	89.88	0.612	17:25:28.443
10 -	21.993	119.8	26.443	13.261	118.1	11.944	25.868	91.0	1:39.509 (3)	89.98	0.505	17:27:07.952
11 -	21.788	122.2	26.829	13.265	118.3	11.972	25.851	90.8	1:39.705	89.80	0.701	17:28:47.657
12 -	21.807	120.2	26.633	13.230	118.3	11.964	25.875	90.8	1:39.509 (3)	89.98	0.505	17:30:27.166
13 -	21.818	120.2	26.487	13.193	118.5	11.949	25.817	91.1	1:39.264 (2)	90.20	0.260	17:32:06.430
14 -	21.800	120.0	26.344	13.192	118.9	11.865	25.803	91.4	1:39.004 (1)	90.44		17:33:45.434
15 -	22.954	115.1	29.752	13.130	120.6	11.939	26.014	91.1	1:43.789	86.27	4.785	17:35:29.223

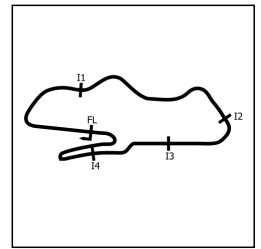
P2 88		Mason FOSTER					Honda - Mortimer Racing					
IDEAL LAP TIME : 1:39.736		BEST LAP TIME : 1:39.736					DIFFERENCE : 0.000					
LAP	SECTOR 1	SECTOR 2	SECTOR 3	SECTOR 4	SECTOR 5	LAP TIME	MPH	DIFF	TIME OF DAY			
1 -	OUTLAP	106.6	28.899	14.005	114.5	12.763	26.875	89.2		17:19:07.321		
2 -	22.207	117.5	27.724	13.494	117.1	12.721	26.511	89.7	1:42.657	87.22	2.921	17:20:49.978
3 -	22.142	116.5	27.302	13.517	115.1	12.443	26.446	90.0	1:41.850	87.91	2.114	17:22:31.828
4 -	22.060	116.5	27.583	13.571	115.3	12.194	26.304	90.1	1:41.712	88.03	1.976	17:24:13.540
5 -	22.055	118.9	27.026	13.548	114.9	12.118	26.073	91.3	1:40.820	88.81	1.084	17:25:54.360
6 -	21.985	118.5	27.104	13.333	117.5	12.292	26.704	90.1	1:41.418	88.29	1.682	17:27:35.778
7 -	22.037	117.9	27.011	13.394	116.3	12.129	26.018	91.0	1:40.589 (3)	89.02	0.853	17:29:16.367
8 -	21.928	118.7	27.079	13.362	115.7	12.138	25.987	91.3	1:40.494 (2)	89.10	0.758	17:30:56.861
9 -	21.991	119.4	26.893	13.227	119.6	12.360	28.013	89.8	1:42.484	87.37	2.748	17:32:39.345
10 -	21.910	118.3	26.744	13.204	119.4	11.993	25.885	92.8	1:39.736 (1)	89.78		17:34:19.081
11 -	22.433	100.7	29.317	13.894	116.7	12.360	27.662	87.7	1:45.666	84.74	5.930	17:36:04.747

P3 63		Jack DUNABIE					Honda - Kovara Projects / RS Racing					
IDEAL LAP TIME : 1:39.631		BEST LAP TIME : 1:40.060					DIFFERENCE : 0.429					
LAP	SECTOR 1	SECTOR 2	SECTOR 3	SECTOR 4	SECTOR 5	LAP TIME	MPH	DIFF	TIME OF DAY			
1 -	OUTLAP	97.5	29.486	13.913	116.9	13.182	27.558	89.8		17:12:22.200		
2 -	22.383	107.7	27.487	13.457	118.3	12.883	27.024	89.4	1:43.234	86.73	3.174	17:14:05.434
3 -	21.997	119.1	27.148	13.373	118.3	12.393	26.550	90.6	1:41.461	88.25	1.401	17:15:46.895
4 -	21.911	120.0	27.145	13.357	117.9	12.352	IN PIT		1:40.614 P	88.99	0.554	17:17:27.509
5 -	OUTLAP	105.1	28.138	13.610	117.3	12.467	26.607	90.4	3:36.372	41.38	1:56.312	17:21:03.881
6 -	21.912	119.4	26.904	13.302	118.1	13.199	26.499	91.0	1:41.816	87.94	1.756	17:22:45.697
7 -	21.898	120.2	26.819	13.421	117.9	12.251	26.220	91.1	1:40.609 (3)	89.00	0.549	17:24:26.306
8 -	21.873	119.6	26.647	13.400	118.3	12.424	27.925	90.5	1:42.269	87.55	2.209	17:26:08.575
9 -	22.033	121.3	26.916	13.387	118.3	12.155	26.632	91.5	1:41.123	88.55	1.063	17:27:49.698
10 -	21.689	120.4	26.745	13.283	118.1	12.111	26.232	89.9	1:40.060 (1)	89.49		17:29:29.758
11 -	22.303	115.7	27.282	13.554	118.7	12.239	IN PIT		1:40.329 P	89.25	0.269	17:31:10.087
12 -	OUTLAP	114.3	27.085	13.354	118.3	12.041	26.238	91.1	2:38.403	56.52	58.343	17:33:48.490
13 -	21.782	120.4	27.029	13.315	119.6	11.928	26.084	91.1	1:40.138 (2)	89.42	0.078	17:35:28.628

2026 ZYN British Superbike Championship - Round 2

R&G Moto4 British Cup

FREE PRACTICE 1 - SECTOR ANALYSIS



SECTOR 1 = FL to I1, SECTOR 2 = I1 to I2, SECTOR 3 = I2 to I3, SECTOR 4 = I3 to I4, SECTOR 5 = I4 to FL, DIFF = Difference To Personal Best Lap, P = Crossed Finish Line in Pit Lane, D = Time Disallowed

P4 15		Harrison DAY					Honda - LRA Moto supported by HV Solutions					
IDEAL LAP TIME : 1:39.709		BEST LAP TIME : 1:40.171					DIFFERENCE : 0.462					
LAP	SECTOR 1	SECTOR 2	SECTOR 3	SECTOR 4	SECTOR 5	LAP TIME	MPH	DIFF	TIME OF DAY			
1 -	OUTLAP	93.7	29.901	14.210	118.7	13.484	28.528	90.6		17:12:12.284		
2 -	23.120	105.8	29.323	13.765	117.1	13.156	27.549	91.9	1:46.913	83.75	6.742	17:13:59.197
3 -	22.478	110.9	27.798	13.591	118.7	12.943	27.101	91.5	1:43.911	86.17	3.740	17:15:43.108
4 -	22.437	111.6	27.709	13.486	118.7	12.593	26.939	90.9	1:43.164	86.79	2.993	17:17:26.272
5 -	22.485	112.5	27.480	13.582	119.4	12.451	26.871	91.9	1:42.869	87.04	2.698	17:19:09.141
6 -	22.292	115.3	27.451	13.469	118.1	12.325	26.512	92.0	1:42.049	87.74	1.878	17:20:51.190
7 -	22.112	114.9	27.020	13.353	118.9	12.188	26.323	92.4	1:40.996	88.66	0.825	17:22:32.186
8 -	21.946	118.7	27.729	13.623	117.7	12.369	26.949	92.5	1:42.616	87.26	2.445	17:24:14.802
9 -	21.897	119.1	27.114	13.363	118.5	12.076	26.076	92.8	1:40.526 (3)	89.07	0.355	17:25:55.328
10 -	21.835	117.7	27.354	13.252	120.2	12.272	26.907	93.3	1:41.620	88.11	1.449	17:27:36.948
11 -	21.759	118.7	27.109	13.265	120.0	12.048	25.990	92.4	1:40.171 (1)	89.39		17:29:17.119
12 -	21.778	118.3	26.931	13.519	120.2	12.167	26.395	93.7	1:40.790	88.84	0.619	17:30:57.909
13 -	21.632	119.4	26.856	13.334	119.8	12.018	26.369	92.4	1:40.209 (2)	89.35	0.038	17:32:38.118
14 -	21.927	113.1	27.381	13.213	120.4	13.182	34.162	91.3	1:49.865	81.50	9.694	17:34:27.983
15 -	22.160	114.1	27.222	13.321	119.1	12.404	26.329	91.5	1:41.436	88.27	1.265	17:36:09.419

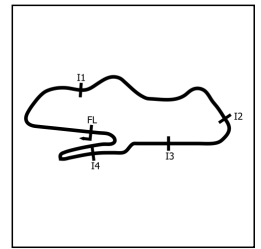
P5 37		Marco HOLT					Honda - City Lifting / RS Racing					
IDEAL LAP TIME : 1:40.330		BEST LAP TIME : 1:40.470					DIFFERENCE : 0.140					
LAP	SECTOR 1	SECTOR 2	SECTOR 3	SECTOR 4	SECTOR 5	LAP TIME	MPH	DIFF	TIME OF DAY			
1 -	OUTLAP	92.8	30.052	14.098	114.3	13.572	27.488	87.9		17:11:53.537		
2 -	23.109	106.8	29.288	14.394	103.0	13.275	27.041	90.0	1:47.107	83.60	6.637	17:13:40.644
3 -	22.687	112.7	28.124	13.669	109.4	12.612	26.087	89.1	1:43.179	86.78	2.709	17:15:23.823
4 -	22.442	113.7	27.771	13.451	116.7	12.290	26.322	89.3	1:42.276	87.55	1.806	17:17:06.099
5 -	22.486	111.6	27.679	13.540	115.9	12.315	IN PIT		1:39.461 P	90.02		17:18:45.560
6 -	OUTLAP	94.6	29.499	13.680	116.5	12.512	26.493	89.4	3:58.879 D	37.48	2:18.409	17:22:44.439
7 -	22.492	110.5	27.581	13.415	117.7	12.411	26.123	91.0	1:42.022	87.76	1.552	17:24:26.461
8 -	22.233	114.5	27.175	13.488	109.1	12.388	26.192	88.8	1:41.476 (3)	88.24	1.006	17:26:07.937
9 -	22.312	112.7	27.404	13.343	117.9	12.180	26.184	89.8	1:41.423 (2)	88.28	0.953	17:27:49.360
10 -	22.151	110.7	26.935	13.171	119.1	12.076	26.137	91.0	1:40.470 (1)	89.12		17:29:29.830
11 -	22.092	116.9	27.250	13.565	116.7	12.059	26.531	90.0	1:41.497	88.22	1.027	17:31:11.327
12 -	22.195	111.6	27.293	13.504	115.9	12.127	26.386	89.3	1:41.505	88.21	1.035	17:32:52.832
13 -	22.098	117.1	27.376	13.467	117.7	14.734	27.384	91.9	1:45.059	85.23	4.589	17:34:37.891
14 -	22.160	113.9	27.509	13.726	117.1	12.045	26.106	89.2	1:41.546	88.18	1.076	17:36:19.437

P6 16		Jack BURROWS					Honda - Burrows Engineering / RK Racing					
IDEAL LAP TIME : 1:40.013		BEST LAP TIME : 1:40.565					DIFFERENCE : 0.552					
LAP	SECTOR 1	SECTOR 2	SECTOR 3	SECTOR 4	SECTOR 5	LAP TIME	MPH	DIFF	TIME OF DAY			
1 -	OUTLAP	100.1	29.393	13.940	115.3	12.914	27.722	87.8		17:12:14.600		
2 -	22.400	116.3	27.480	13.535	116.1	12.445	26.611	88.5	1:42.471	87.38	1.906	17:13:57.071
3 -	22.227	119.8	27.184	13.553	115.9	12.320	26.328	89.0	1:41.612	88.12	1.047	17:15:38.683
4 -	22.158	119.4	26.761	13.453	115.9	12.049	26.144	89.2	1:40.565 (1)	89.04		17:17:19.248
5 -	22.161	118.3	26.830	13.373	116.3	11.979	26.197	89.9	1:40.540 D	89.06		17:18:59.788
6 -	22.003	119.8	26.732	13.428	116.1	11.884	26.372	89.3	1:40.419 D	89.17		17:20:40.207
7 -	22.073	120.9	26.735	13.269	119.1	11.951	IN PIT		1:37.925 P	91.44		17:22:18.132
8 -	OUTLAP	112.9	28.463	13.588	116.1	12.023	26.468	89.1	3:42.242 D	46.58	1:31.647	17:25:30.344
9 -	22.308	116.5	27.292	13.594	116.1	11.965	26.632	88.8	1:41.794 D	87.96	1.226	17:27:12.135
10 -	22.162	118.1	26.930	13.481	116.9	12.406	26.521	89.0	1:41.500 (3)	88.22	0.935	17:28:53.635
11 -	22.275	117.9	26.983	13.492	116.1	11.989	IN PIT		1:37.442 P	91.89		17:30:31.077
12 -	OUTLAP	113.9	28.397	13.639	115.7	12.059	26.637	88.5	2:53.672	51.55	1:13.107	17:33:24.749
13 -	22.157	119.1	26.854	13.504	116.7	11.865	26.431	88.8	1:40.811 (2)	88.82	0.246	17:35:05.560

2026 ZYN British Superbike Championship - Round 2

R&G Moto4 British Cup

FREE PRACTICE 1 - SECTOR ANALYSIS



SECTOR 1 = FL to I1, SECTOR 2 = I1 to I2, SECTOR 3 = I2 to I3, SECTOR 4 = I3 to I4, SECTOR 5 = I4 to FL, DIFF = Difference To Personal Best Lap, P = Crossed Finish Line in Pit Lane, D = Time Disallowed

P7 64 Clayton EDMUNDS		Honda - City Lifting / RS Racing										
IDEAL LAP TIME : 1:40.362		BEST LAP TIME : 1:40.823					DIFFERENCE : 0.461					
LAP	SECTOR 1	SECTOR 2	SECTOR 3	SECTOR 4	SECTOR 5	LAP TIME	MPH	DIFF	TIME OF DAY			
1 -	OUTLAP	97.5	28.914	13.598	115.5	12.898	26.968	88.5		17:11:50.844		
2 -	22.444	118.1	27.376	13.608	115.9	12.449	26.492	89.1	1:42.369	87.47	1.546	17:13:33.213
3 -	22.133	119.8	27.262	13.374	116.5	12.191	26.561	88.6	1:41.521	88.20	0.698	17:15:14.734
4 -	22.458	112.9	28.097	13.837	114.9	12.277	IN PIT		1:41.473 P	88.24	0.650	17:16:56.207
5 -	OUTLAP	109.6	27.714	13.428	116.3	12.208	26.139	89.1	3:50.818	38.79	2:09.995	17:20:47.025
6 -	22.193	119.8	26.926	13.377	116.3	12.184	26.698	90.0	1:41.378	88.32	0.555	17:22:28.403
7 -	22.275	115.3	27.038	14.657	113.3	12.313	26.625	89.2	1:42.908	87.01	2.085	17:24:11.311
8 -	22.332	118.3	27.017	13.317	116.9	12.163	26.377	89.3	1:41.206	88.47	0.383	17:25:52.517
9 -	22.188	118.1	26.989	13.468	116.3	12.056	26.176	89.4	1:40.877 (2)	88.76	0.054	17:27:33.394
10 -	22.161	117.7	27.106	13.361	117.1	12.047	26.148	89.8	1:40.823 (1)	88.81		17:29:14.217
11 -	21.983	120.6	27.853	13.375	117.5	11.997	26.598	89.4	1:41.806	87.95	0.983	17:30:56.023
12 -	22.145	117.9	27.119	13.544	113.1	12.424	26.215	89.2	1:41.447	88.26	0.624	17:32:37.470
13 -	22.140	117.7	27.095	13.492	116.7	12.046	26.260	90.6	1:41.033 (3)	88.62	0.210	17:34:18.503
14 -	23.441	106.8	27.957	13.410	117.7	12.303	IN PIT		1:40.844 P	88.79	0.021	17:35:59.347

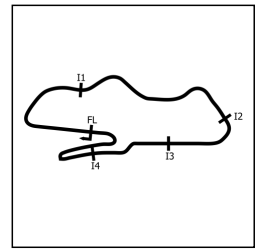
P8 67 George BOWES		Honda - A Edwards Racing										
IDEAL LAP TIME : 1:40.573		BEST LAP TIME : 1:41.058					DIFFERENCE : 0.485					
LAP	SECTOR 1	SECTOR 2	SECTOR 3	SECTOR 4	SECTOR 5	LAP TIME	MPH	DIFF	TIME OF DAY			
1 -	OUTLAP	112.2	28.306	13.609	117.7	12.813	28.138					17:12:03.337
2 -	22.444	114.7	27.320	13.497	117.1	12.611	26.695	89.7	1:42.567	87.30	1.509	17:13:45.904
3 -	22.372	116.3	26.895	13.219	118.5	12.408	26.707	90.3	1:41.601	88.13	0.543	17:15:27.505
4 -	22.109	116.3	26.988	13.627	119.4	12.474	26.922	90.8	1:42.120	87.68	1.062	17:17:09.625
5 -	22.291	112.4	27.031	13.435	116.3	12.492	26.762	89.0	1:42.011	87.77	0.953	17:18:51.636
6 -	22.382	117.5	27.146	18.375	89.3	13.509	IN PIT		1:49.042 P	82.11	7.984	17:20:40.678
7 -	OUTLAP	106.0	27.888	13.660	115.3	12.665	26.946	89.3	3:57.313	37.73	2:16.255	17:24:37.991
8 -	22.496	115.3	27.010	13.504	116.1	12.408	26.466	89.9	1:41.884	87.88	0.826	17:26:19.875
9 -	22.234	116.9	27.041	13.429	116.3	12.347	26.210	89.2	1:41.261 (2)	88.42	0.203	17:28:01.136
10 -	22.118	120.0	26.813	13.410	117.3	12.402	26.315	89.1	1:41.058 (1)	88.60		17:29:42.194
11 -	21.984	120.2	26.893	13.388	117.3	12.448	IN PIT		1:40.010 P	89.53		17:31:22.204
12 -	OUTLAP	115.7	27.344	13.443	115.7	12.633	26.511	89.0	2:10.187	68.78	29.129	17:33:32.391
13 -	22.276	116.3	27.096	13.370	116.5	12.381	26.381	89.4	1:41.504 (3)	88.21	0.446	17:35:13.895

P9 7 Luke FITCHETT		Honda - Kovara Projects / RS Racing										
IDEAL LAP TIME : 1:40.903		BEST LAP TIME : 1:41.160					DIFFERENCE : 0.257					
LAP	SECTOR 1	SECTOR 2	SECTOR 3	SECTOR 4	SECTOR 5	LAP TIME	MPH	DIFF	TIME OF DAY			
1 -	OUTLAP	98.2	30.435	14.289	114.9	13.249	27.752	88.5				17:12:02.482
2 -	22.925	109.8	28.015	13.747	116.3	12.730	26.902	89.9	1:44.319	85.83	3.159	17:13:46.801
3 -	22.150	115.1	27.476	13.465	117.5	12.683	26.818	89.4	1:42.592	87.28	1.432	17:15:29.393
4 -	22.457	118.3	27.626	13.473	116.9	12.639	26.901	89.7	1:43.096	86.85	1.936	17:17:12.489
5 -	22.530	118.7	27.314	13.442	117.5	12.542	IN PIT		1:41.201 P	88.48	0.041	17:18:53.690
6 -	OUTLAP	105.5	28.604	13.826	114.1	12.898	27.031	89.3	3:59.021	37.46	2:17.861	17:22:52.711
7 -	22.917	109.6	27.485	13.688	116.1	12.678	27.442	89.2	1:44.210	85.92	3.050	17:24:36.921
8 -	22.421	118.3	27.030	13.446	116.1	12.541	26.538	89.4	1:41.976	87.80	0.816	17:26:18.897
9 -	22.240	117.5	26.954	13.430	115.7	12.395	26.563	90.0	1:41.582	88.15	0.422	17:28:00.479
10 -	22.266	117.9	27.181	13.362	115.9	12.252	26.378	90.0	1:41.439 (3)	88.27	0.279	17:29:41.918
11 -	22.044	118.1	26.962	13.317	116.1	12.463	26.374	90.4	1:41.160 (1)	88.51		17:31:23.078
12 -	22.006	119.4	27.305	13.333	115.5	12.330	26.457	90.0	1:41.431 (2)	88.28	0.271	17:33:04.509
13 -	22.101	119.1	27.729	13.409	116.1	12.356	26.407	90.5	1:42.002	87.78	0.842	17:34:46.511
14 -	22.035	115.5	27.056	13.457	116.5	12.632	26.717	89.0	1:41.897	87.87	0.737	17:36:28.408

2026 ZYN British Superbike Championship - Round 2

R&G Moto4 British Cup

FREE PRACTICE 1 - SECTOR ANALYSIS



SECTOR 1 = FL to I1, SECTOR 2 = I1 to I2, SECTOR 3 = I2 to I3, SECTOR 4 = I3 to I4, SECTOR 5 = I4 to FL, DIFF = Difference To Personal Best Lap, P = Crossed Finish Line in Pit Lane, D = Time Disallowed

P10 19		Tyler HUMPHRIES					Honda - Fibre Tec Honda By MLav Racing					
IDEAL LAP TIME : 1:41.194		BEST LAP TIME : 1:41.194					DIFFERENCE : 0.000					
LAP	SECTOR 1	SECTOR 2	SECTOR 3	SECTOR 4	SECTOR 5	LAP TIME	MPH	DIFF	TIME OF DAY			
1 -	OUTLAP	88.1	29.339	13.964	114.9	14.033	27.713	90.8		17:11:54.711		
2 -	22.700	107.2	28.747	13.771	116.3	12.991	27.509	90.8	1:45.718	84.70	4.524	17:13:40.429
3 -	22.735	112.9	28.457	13.690	117.7	12.770	26.927	89.3	1:44.579	85.62	3.385	17:15:25.008
4 -	22.782	112.2	28.044	13.649	116.9	12.891	26.875	90.6	1:44.241	85.90	3.047	17:17:09.249
5 -	22.594	112.4	28.023	13.615	117.7	12.657	26.647	90.6	1:43.536	86.48	2.342	17:18:52.785
6 -	22.636	94.6	28.138	13.824	115.7	12.655	27.008	90.4	1:44.261	85.88	3.067	17:20:37.046
7 -	22.472	108.2	27.722	13.682	115.3	12.559	26.764	90.6	1:43.199	86.76	2.005	17:22:20.245
8 -	22.376	110.7	27.760	13.662	116.5	12.414	26.516	91.3	1:42.728	87.16	1.534	17:24:02.973
9 -	22.422	107.7	27.700	13.570	117.3	12.486	26.536	91.0	1:42.714 (3)	87.17	1.520	17:25:45.687
10 -	22.469	109.6	27.806	13.546	117.1	12.832	26.914	90.6	1:43.567	86.46	2.373	17:27:29.254
11 -	22.601	108.0	27.633	13.715	117.3	12.554	26.546	91.3	1:43.049	86.89	1.855	17:29:12.303
12 -	22.553	108.9	27.775	13.603	116.7	12.558	26.967	90.4	1:43.456	86.55	2.262	17:30:55.759
13 -	22.353	110.5	27.374	13.358	119.4	12.336	26.570	91.6	1:41.991 (2)	87.79	0.797	17:32:37.750
14 -	22.190	109.4	27.217	13.356	120.2	12.208	26.223	92.1	1:41.194 (1)	88.48		17:34:18.944
15 -	22.461	101.3	27.713	13.692	117.3	12.844	26.590	91.1	1:43.300	86.68	2.106	17:36:02.244

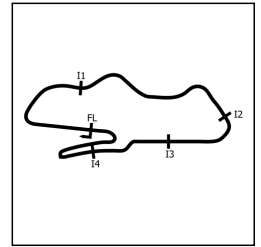
P11 78		Joshua WILLIAMS					Honda - Dunsley Heat Racing					
IDEAL LAP TIME : 1:41.250		BEST LAP TIME : 1:41.811					DIFFERENCE : 0.561					
LAP	SECTOR 1	SECTOR 2	SECTOR 3	SECTOR 4	SECTOR 5	LAP TIME	MPH	DIFF	TIME OF DAY			
1 -	OUTLAP	105.0	29.218	13.688	115.7	12.956	27.718	86.1		17:12:00.721		
2 -	22.917	110.9	27.649	13.503	117.3	12.567	26.974	89.5	1:43.610	86.42	1.799	17:13:44.331
3 -	22.428	114.9	27.802	13.472	116.7	12.367	26.617	90.1	1:42.686	87.20	0.875	17:15:27.017
4 -	22.509	114.7	27.719	13.366	119.6	12.489	26.948	90.9	1:43.031	86.91	1.220	17:17:10.048
5 -	22.682	97.3	27.935	13.370	120.0	12.634	26.647	88.7	1:43.268	86.71	1.457	17:18:53.316
6 -	22.620	110.5	27.880	13.652	117.5	12.605	27.150	90.4	1:43.907	86.17	2.096	17:20:37.223
7 -	22.424	111.1	27.762	13.579	117.9	12.698	IN PIT		1:42.936 P	86.99	1.125	17:22:20.159
8 -	OUTLAP	112.0	27.915	13.695	114.7	12.457	26.958	87.0	2:23.309	62.48	41.498	17:24:43.468
9 -	22.557	113.5	27.309	13.513	115.3	12.398	27.039	90.8	1:42.816	87.09	1.005	17:26:26.284
10 -	22.522	113.9	27.370	13.545	115.5	12.386	26.462	89.5	1:42.285	87.54	0.474	17:28:08.569
11 -	22.464	113.9	27.529	13.503	115.3	12.358	26.661	88.8	1:42.515	87.34	0.704	17:29:51.084
12 -	22.400	115.9	27.554	13.497	115.1	12.267	26.631	89.8	1:42.349	87.48	0.538	17:31:33.433
13 -	22.438	115.1	27.410	13.494	115.9	12.151	26.445	90.0	1:41.938 (3)	87.84	0.127	17:33:15.371
14 -	22.318	115.5	27.341	13.591	116.1	12.073	26.488	90.4	1:41.811 (1)	87.95		17:34:57.182
15 -	22.057	114.1	27.350	13.481	115.5	12.285	26.760	89.9	1:41.933 (2)	87.84	0.122	17:36:39.115

P12 90		Aeziah DIVINE					Honda - Fibre Tec Honda By MLav Racing					
IDEAL LAP TIME : 1:42.199		BEST LAP TIME : 1:42.199					DIFFERENCE : 0.000					
LAP	SECTOR 1	SECTOR 2	SECTOR 3	SECTOR 4	SECTOR 5	LAP TIME	MPH	DIFF	TIME OF DAY			
1 -	OUTLAP	90.3	29.215	14.009	115.1	13.452	27.687	88.4		17:11:53.805		
2 -	22.958	106.5	29.530	13.830	115.1	13.010	27.253	88.5	1:46.581	84.01	4.382	17:13:40.386
3 -	23.107	109.2	28.354	13.700	116.1	12.764	26.983	88.7	1:44.908	85.35	2.709	17:15:25.294
4 -	22.636	111.6	28.148	13.568	117.1	12.863	27.003	89.3	1:44.218	85.92	2.019	17:17:09.512
5 -	22.628	110.7	27.912	13.742	116.7	12.995	27.138	89.3	1:44.415	85.75	2.216	17:18:53.927
6 -	22.540	107.5	28.314	13.743	117.7	12.926	IN PIT		1:43.597 P	86.43	1.398	17:20:37.524
7 -	OUTLAP	112.2	28.287	13.728	113.1	12.835	26.571	87.8	2:01.891	73.46	19.692	17:22:39.415
8 -	22.559	114.3	27.950	13.832	113.9	12.794	26.638	88.1	1:43.773 (3)	86.28	1.574	17:24:23.188
9 -	22.739	112.2	28.148	13.739	113.7	12.848	26.726	88.8	1:44.200	85.93	2.001	17:26:07.388
10 -	22.641	113.9	27.826	13.638	115.5	12.536	26.458	88.7	1:43.099 (2)	86.85	0.900	17:27:50.487
11 -	22.382	113.7	27.449	13.556	115.5	12.452	26.360	88.0	1:42.199 (1)	87.61		17:29:32.686
12 -	22.567	114.5	27.563	13.618	115.3	12.557						

2026 ZYN British Superbike Championship - Round 2

R&G Moto4 British Cup

FREE PRACTICE 1 - SECTOR ANALYSIS



SECTOR 1 = FL to I1, SECTOR 2 = I1 to I2, SECTOR 3 = I2 to I3, SECTOR 4 = I3 to I4, SECTOR 5 = I4 to FL, DIFF = Difference To Personal Best Lap, P = Crossed Finish Line in Pit Lane, D = Time Disallowed

P13 42		Thorley TREVORROW				Honda - Fibre Tec Honda By MLav Racing						
IDEAL LAP TIME : 1:42.007		BEST LAP TIME : 1:42.258				DIFFERENCE : 0.251						
LAP	SECTOR 1	SECTOR 2	SECTOR 3	SECTOR 4	SECTOR 5	LAP TIME	MPH	DIFF	TIME OF DAY			
1 -	OUTLAP	89.9	30.008	13.692	118.5	13.865	27.086	90.4		17:11:54.027		
2 -	23.070	101.0	29.435	13.655	114.7	13.395	27.233	90.6	1:46.788	83.85	4.530	17:13:40.815
3 -	23.136	100.1	28.542	13.508	119.4	12.869	26.688	90.8	1:44.743	85.48	2.485	17:15:25.558
4 -	22.881	102.4	28.030	13.666	118.7	12.885	26.683	90.6	1:44.145	85.98	1.887	17:17:09.703
5 -	22.906	97.6	27.912	13.358	120.2	12.765	26.962	91.1	1:43.903	86.18	1.645	17:18:53.606
6 -	22.733	101.8	28.265	13.793	116.7	12.760	26.845	90.5	1:44.396	85.77	2.138	17:20:38.002
7 -	22.544	108.2	28.053	13.568	116.5	12.600	26.666	90.1	1:43.431	86.57	1.173	17:22:21.433
8 -	22.682	107.3	28.063	13.717	116.1	12.596	27.289	89.0	1:44.347	85.81	2.089	17:24:05.780
9 -	22.640	106.8	28.169	13.811	115.7	13.101	29.299	89.1	1:47.020	83.67	4.762	17:25:52.800
10 -	22.556	109.4	27.699	13.671	117.3	12.596	26.730	90.8	1:43.252 (3)	86.72	0.994	17:27:36.052
11 -	22.243	109.2	27.895	13.413	118.5	12.426	26.281	91.3	1:42.258 (1)	87.56		17:29:18.310
12 -	22.275	110.9	27.830	13.718	117.5	12.571	26.657	90.0	1:43.051 (2)	86.89	0.793	17:31:01.361
13 -	22.600	107.7	27.985	13.849	113.9	13.048	IN PIT		1:43.723 P	86.33	1.465	17:32:45.084
14 -	OUTLAP	102.1	29.026	13.634	117.1	12.534	26.433	90.9	2:02.629	73.02	20.371	17:34:47.713
15 -	22.354	110.5	28.559	13.952	114.3	13.223	IN PIT		1:46.645 P	83.96	4.387	17:36:34.358

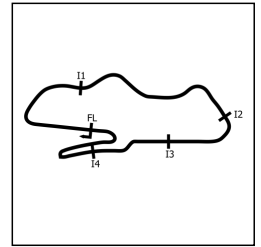
P14 31		Henry McCARTNEY				Honda - Stanford Racing						
IDEAL LAP TIME : 1:41.871		BEST LAP TIME : 1:42.309				DIFFERENCE : 0.438						
LAP	SECTOR 1	SECTOR 2	SECTOR 3	SECTOR 4	SECTOR 5	LAP TIME	MPH	DIFF	TIME OF DAY			
1 -	OUTLAP	100.4	29.687	14.011	112.0	13.333	27.258	85.8				17:12:00.744
2 -	22.717	112.5	27.816	13.525	115.5	12.613	27.016	85.5	1:43.687	86.36	1.378	17:13:44.431
3 -	22.628	114.3	27.242	13.633	114.7	12.307	26.513	87.3	1:42.323 (2)	87.51	0.014	17:15:26.754
4 -	22.454	114.3	27.254	13.460	116.1	12.733	26.408	87.1	1:42.309 (1)	87.52		17:17:09.063
5 -	OUTLAP	91.9	30.847	14.266	113.1	13.071	28.193	85.8	16:00.637	9.32	14:18.328	17:33:09.700
6 -	23.611	103.4	28.525	14.060	113.3	12.681	27.109	86.8	1:45.986	84.48	3.677	17:34:55.686
7 -	22.769	111.4	27.794	13.844	113.7	12.370	26.608	87.4	1:43.385 (3)	86.61	1.076	17:36:39.071

P15 11		Jensen BISHOP				Honda - Wilson Racing						
IDEAL LAP TIME : 1:44.224		BEST LAP TIME : 1:43.539				DIFFERENCE : -0.685						
LAP	SECTOR 1	SECTOR 2	SECTOR 3	SECTOR 4	SECTOR 5	LAP TIME	MPH	DIFF	TIME OF DAY			
1 -												17:12:02.952
2 -							1:44.455	85.72			0.916	17:13:47.407
3 -							1:43.539 (1)	86.48				17:15:30.946
4 -							1:43.985 (2)	86.11			0.446	17:17:14.931
5 -							1:44.560	85.63			1.021	17:18:59.491
6 -							1:44.138 (3)	85.98			0.599	17:20:43.629
7 -							1:44.282	85.86			0.743	17:22:27.911
8 -	OUTLAP	106.8	28.127	13.570	116.3	12.760	27.589	89.9	4:04.253	36.66	2:20.714	17:26:32.164
9 -	22.841	107.8	28.386	13.677	116.9	12.633	27.236	89.9	1:44.773	85.46	1.234	17:28:16.937
10 -	22.759	114.1	28.026	13.973	116.3	12.878	27.423	89.2	1:45.059	85.23	1.520	17:30:01.996
11 -	23.121	110.3	28.532	13.700	116.7	13.115	IN PIT		1:45.566 P	84.82	2.027	17:31:47.562

2026 ZYN British Superbike Championship - Round 2

R&G Moto4 British Cup

FREE PRACTICE 1 - SECTOR ANALYSIS



SECTOR 1 = FL to I1, SECTOR 2 = I1 to I2, SECTOR 3 = I2 to I3, SECTOR 4 = I3 to I4, SECTOR 5 = I4 to FL, DIFF = Difference To Personal Best Lap, P = Crossed Finish Line in Pit Lane, D = Time Disallowed

P16 34		Charlie CUNNINGHAM					Honda - Mortimer Racing						
IDEAL LAP TIME : 1:43.796		BEST LAP TIME : 1:44.035					DIFFERENCE : 0.239						
LAP	SECTOR 1	SECTOR 2	SECTOR 3	SECTOR 4	SECTOR 5	LAP TIME	MPH	DIFF	TIME OF DAY				
1 -	OUTLAP	90.6	29.853	14.043	112.5	13.768	28.273	83.2		17:11:56.765			
2 -	23.842	101.0	29.545	14.381	111.2	13.478	27.462	87.6	1:48.708	82.37	4.673	17:13:45.473	
3 -	23.090	105.0	28.784	13.837	114.1	13.221	27.673	86.4	1:46.605	83.99	2.570	17:15:32.078	
4 -	23.108	105.8	28.608	13.888	112.5	13.187	27.211	86.7	1:46.002	84.47	1.967	17:17:18.080	
5 -	23.216	104.3	28.526	13.880	112.7	13.112	27.032	87.4	1:45.766	84.66	1.731	17:19:03.846	
6 -	23.436	104.5	28.952	14.059	111.2	13.276	IN PIT		1:48.055	P	82.86	4.020	17:20:51.901
7 -	OUTLAP	102.6	28.874	14.041	112.7	13.258	27.129	87.4	3:16.946	45.46	1:32.911	17:24:08.847	
8 -	22.936	104.8	28.495	13.840	112.5	13.050	26.790	88.0	1:45.111	85.19	1.076	17:25:53.958	
9 -	22.841	110.1	28.275	13.758	113.5	13.044	27.013	87.9	1:44.931	85.33	0.896	17:27:38.889	
10 -	22.862	108.2	28.173	13.847	113.1	13.109	26.840	87.4	1:44.831	85.41	0.796	17:29:23.720	
11 -	22.897	107.5	28.232	14.018	111.4	13.044	26.856	88.0	1:45.047	85.24	1.012	17:31:08.767	
12 -	22.813	107.5	28.187	13.767	113.1	12.996	26.793	89.9	1:44.556	(3)	85.64	0.521	17:32:53.323
13 -	22.625	110.5	28.355	13.661	113.3	12.993	26.801	88.3	1:44.435	(2)	85.74	0.400	17:34:37.758
14 -	22.742	111.2	27.931	13.783	112.2	12.885	26.694	88.4	1:44.035	(1)	86.07		17:36:21.793

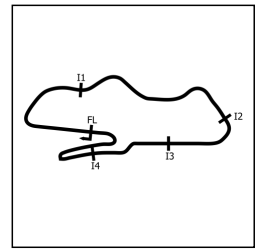
P17 23		Alex REMESAL-LOMAS					Honda - Fibre Tec Honda By MLav Racing						
IDEAL LAP TIME : 1:43.883		BEST LAP TIME : 1:44.170					DIFFERENCE : 0.287						
LAP	SECTOR 1	SECTOR 2	SECTOR 3	SECTOR 4	SECTOR 5	LAP TIME	MPH	DIFF	TIME OF DAY				
1 -	OUTLAP	78.4	35.610	15.261	115.5	14.708	30.098	86.1		17:12:07.893			
2 -	24.993	90.0	30.754	14.425	114.7	13.613	27.965	89.1	1:51.750	80.12	7.580	17:13:59.643	
3 -	23.482	98.5	29.164	14.041	115.5	13.089	27.868	88.8	1:47.644	83.18	3.474	17:15:47.287	
4 -	23.003	103.0	28.598	14.175	114.9	12.999	27.498	86.7	1:46.273	84.25	2.103	17:17:33.560	
5 -	23.504	103.5	28.710	13.807	116.1	12.844	27.243	86.4	1:46.108	84.39	1.938	17:19:19.668	
6 -	22.998	103.5	28.370	14.158	112.5	13.020	27.108	89.2	1:45.654	84.75	1.484	17:21:05.322	
7 -	22.771	104.8	28.256	13.765	116.1	12.927	27.194	89.0	1:44.913	(3)	85.35	0.743	17:22:50.235
8 -	22.782	106.3	28.563	13.882	115.9	12.801	27.096	89.4	1:45.124	85.17	0.954	17:24:35.359	
9 -	22.626	107.3	27.768	13.701	116.3	12.939	27.136	89.1	1:44.170	(1)	85.96		17:26:19.529
10 -	22.517	107.8	28.000	13.726	116.5	13.040	IN PIT		1:45.460	P	84.90	1.290	17:28:04.989
11 -	OUTLAP	92.6	31.056	14.459	115.3	13.607	27.784	88.7	4:24.442	33.86	2:40.272	17:32:29.431	
12 -	22.847	105.5	28.161	13.732	117.7	12.891	27.187	89.4	1:44.818	(2)	85.42	0.648	17:34:14.249
13 -	22.528	107.5	28.182	14.423	114.3	13.057	IN PIT		1:45.010	P	85.27	0.840	17:35:59.259

P18 12		Archie HOOPER					Honda - AH Racing						
IDEAL LAP TIME : 1:45.060		BEST LAP TIME : 1:45.392					DIFFERENCE : 0.332						
LAP	SECTOR 1	SECTOR 2	SECTOR 3	SECTOR 4	SECTOR 5	LAP TIME	MPH	DIFF	TIME OF DAY				
1 -	OUTLAP	83.6	31.660	15.316	96.5	16.071	29.094					17:12:15.601	
2 -	24.883	87.2	30.267	14.145	115.1	14.447	27.829	89.4	1:51.571	80.25	6.179	17:14:07.172	
3 -	24.801	87.2	30.155	13.984	115.5	14.039	27.671	89.8	1:50.650	80.92	5.258	17:15:57.822	
4 -	23.930	85.4	29.718	14.069	115.9	13.683	IN PIT		1:49.152	P	82.03	3.760	17:17:46.974
5 -	OUTLAP	88.6	29.621	13.782	117.1	13.547	27.945	87.3	2:53.349	51.65	1:07.957	17:20:40.323	
6 -	23.519	90.8	29.397	14.245	113.9	13.851	27.791	90.8	1:48.803	82.29	3.411	17:22:29.126	
7 -	23.465	91.1	29.531	13.896	116.7	13.449	IN PIT		1:46.659	P	83.95	1.267	17:24:15.785
8 -	OUTLAP	86.7	29.533	14.161	115.5	13.235	27.565	90.6	2:55.566	51.00	1:10.174	17:27:11.351	
9 -	23.631	88.6	28.878	13.962	116.3	13.438	27.427	90.4	1:47.336	83.42	1.944	17:28:58.687	
10 -	23.162	94.5	28.897	13.676	118.3	14.052	27.763	89.8	1:47.550	83.25	2.158	17:30:46.237	
11 -	23.330	91.1	28.914	13.796	116.3	13.160	27.325	90.5	1:46.525	(3)	84.05	1.133	17:32:32.762
12 -	22.942	95.4	28.648	13.722	117.1	13.120	26.960	90.6	1:45.392	(1)	84.96		17:34:18.154
13 -	23.178	92.5	28.955	13.593	118.3	12.917	27.535	90.1	1:46.178	(2)	84.33	0.786	17:36:04.332

2026 ZYN British Superbike Championship - Round 2

R&G Moto4 British Cup

FREE PRACTICE 1 - SECTOR ANALYSIS



SECTOR 1 = FL to I1, SECTOR 2 = I1 to I2, SECTOR 3 = I2 to I3, SECTOR 4 = I3 to I4, SECTOR 5 = I4 to FL, DIFF = Difference To Personal Best Lap, P = Crossed Finish Line in Pit Lane, D = Time Disallowed

P19 65		Lilly RHODES				Honda - Wilson Racing							
IDEAL LAP TIME : 1:47.717		BEST LAP TIME : 1:48.310				DIFFERENCE : 0.593							
LAP	SECTOR 1	SECTOR 2	SECTOR 3	SECTOR 4	SECTOR 5	LAP TIME	MPH	DIFF	TIME OF DAY				
1 -	OUTLAP	101.9	30.226	14.670	113.7	13.898	30.140	86.1		17:12:08.795			
2 -	24.444	95.8	30.747	14.680	108.7	13.629	28.755	87.4	1:52.255	79.76	3.945	17:14:01.050	
3 -	24.093	106.6	29.711	14.437	109.6	13.597	28.335	86.9	1:50.173	81.27	1.863	17:15:51.223	
4 -	23.831	101.2	29.804	14.368	108.4	13.517	28.754	85.3	1:50.274	81.20	1.964	17:17:41.497	
5 -	24.401	100.9	29.916	14.331	113.3	13.364	IN PIT		1:50.627	P	80.94	2.317	17:19:32.124
6 -	OUTLAP	105.8	29.787	14.516	114.1	14.123	28.829	87.7	3:16.452	45.58	1:28.142	17:22:48.576	
7 -	23.824	104.5	29.246	14.320	113.1	13.194	28.207	88.4	1:48.791	82.30	0.481	17:24:37.367	
8 -	23.654	106.8	28.936	14.312	112.0	13.525	28.248	87.9	1:48.675	(2)	82.39	0.365	17:26:26.042
9 -	23.780	105.5	29.219	14.277	112.9	13.185	28.260	87.3	1:48.721	82.36	0.411	17:28:14.763	
10 -	23.508	105.5	29.263	14.346	112.0	13.154	28.039	87.9	1:48.310	(1)	82.67		17:30:03.073
11 -	23.460	105.8	29.350	14.464	112.2	13.266	28.359	86.3	1:48.899	82.22	0.589	17:31:51.972	
12 -	23.789	103.5	29.579	14.451	112.7	13.383	28.080	87.0	1:49.282	81.93	0.972	17:33:41.254	
13 -	23.752	106.3	29.481	14.330	113.5	13.233	27.890	88.0	1:48.686	(3)	82.38	0.376	17:35:29.940

P20 58		Max RHODES				Honda - Wilson Racing							
IDEAL LAP TIME : 1:49.804		BEST LAP TIME : 1:50.798				DIFFERENCE : 0.994							
LAP	SECTOR 1	SECTOR 2	SECTOR 3	SECTOR 4	SECTOR 5	LAP TIME	MPH	DIFF	TIME OF DAY				
1 -	OUTLAP	88.5	33.168	15.465	108.5	16.373	32.166	84.9				17:12:18.611	
2 -	25.556	90.6	31.581	15.242	109.8	15.683	31.237	85.5	1:59.299	75.05	8.501	17:14:17.910	
3 -	25.356	96.6	31.195	15.020	110.0	14.779	30.075	86.4	1:56.425	76.91	5.627	17:16:14.335	
4 -	24.797	98.8	30.792	14.804	109.2	14.670	30.011	85.5	1:55.074	77.81	4.276	17:18:09.409	
5 -	25.045	95.0	31.245	14.832	109.6	14.381	IN PIT		1:58.651	P	75.46	7.853	17:20:08.060
6 -	OUTLAP	89.3	31.615	14.550	110.0	14.212	29.201	86.5	3:12.654	46.47	1:21.856	17:23:20.714	
7 -	24.407	99.2	30.303	14.476	110.5	13.994	29.145	86.3	1:52.325	79.71	1.527	17:25:13.039	
8 -	24.550	98.5	30.486	14.434	110.5	13.710	29.088	86.3	1:52.268	79.75	1.470	17:27:05.307	
9 -	23.857	101.9	30.144	14.300	110.9	13.938	28.559	87.1	1:50.798	(1)	80.81		17:28:56.105
10 -	24.031	99.4	29.727	14.298	111.1	13.628	29.138	88.0	1:50.822	(2)	80.80	0.024	17:30:46.927
11 -	24.118	103.0	29.640	14.244	111.4	13.751	32.792	85.9	1:54.545	78.17	3.747	17:32:41.472	
12 -	23.740	98.2	30.234	14.399	110.3	13.621	29.355	86.0	1:51.349	(3)	80.41	0.551	17:34:32.821
13 -	24.077	101.0	30.453	14.912	108.5	13.806	29.150	85.4	1:52.398	79.66	1.600	17:36:25.219	

P21 71		Lucy CURTIS				Honda - Fibre Tec Honda By MLav Racing							
IDEAL LAP TIME : 1:50.384		BEST LAP TIME : 1:50.834				DIFFERENCE : 0.450							
LAP	SECTOR 1	SECTOR 2	SECTOR 3	SECTOR 4	SECTOR 5	LAP TIME	MPH	DIFF	TIME OF DAY				
1 -	OUTLAP	79.2	34.839	15.130	103.5	15.550	30.610	85.3				17:12:08.784	
2 -	25.078	88.0	32.524	14.708	112.7	14.532	29.921	85.4	1:56.763	76.68	5.929	17:14:05.547	
3 -	24.569	91.4	32.203	14.556	112.9	14.409	29.463	84.9	1:55.200	77.72	4.366	17:16:00.747	
4 -	24.771	91.0	31.538	14.661	110.9	14.311	29.630	84.8	1:54.911	77.92	4.077	17:17:55.658	
5 -	24.952	90.6	31.402	14.853	111.6	13.956	28.943	85.7	1:54.106	78.47	3.272	17:19:49.764	
6 -	24.498	92.1	31.107	14.687	110.5	13.991	29.115	85.9	1:53.398	78.96	2.564	17:21:43.162	
7 -	24.588	91.9	30.783	14.742	110.9	13.953	28.938	86.1	1:53.004	79.24	2.170	17:23:36.166	
8 -	24.299	93.5	30.506	14.566	111.6	13.775	28.717	83.7	1:51.863	80.04	1.029	17:25:28.029	
9 -	24.354	93.4	30.490	14.461	112.4	13.722	28.648	86.4	1:51.675	80.18	0.841	17:27:19.704	
10 -	24.081	94.5	30.491	14.486	112.2	13.702	28.666	86.0	1:51.426	80.36	0.592	17:29:11.130	
11 -	24.311	96.2	30.161	14.493	113.5	13.557	28.312	86.8	1:50.834	(1)	80.79		17:31:01.964
12 -	23.998	96.9	30.522	14.452	112.5	13.568	28.667	86.0	1:51.207	(3)	80.52	0.373	17:32:53.171
13 -	24.387	95.0	30.367	14.458	113.5	13.765	28.682	86.7	1:51.659	80.19	0.825	17:34:44.830	
14 -	24.136	95.0	30.539	14.366	113.7	13.547	28.591	84.6	1:51.179	(2)	80.54	0.345	17:36:36.009

2026 ZYN British Superbike Championship - Round 2

R&G Moto4 British Cup

FREE PRACTICE 1 - BEST SECTORS

SECTOR 1		SECTOR 2		SECTOR 3		SECTOR 4		SECTOR 5		IDEAL / BEST COMPARISON							
POS	NO	TIME	NO	TIME	NO	TIME	NO	TIME	NO	TIME	POS	NO	NAME	IDEAL	BEST	DIFF	
														PERFECT LAP	1:38.683		
1	15	21.632	24	26.344	24	13.039	24	11.865	24	25.803	1	24	FROST	1:38.839	1:39.004	0.165	
2	63	21.689	63	26.647	37	13.171	16	11.865	88	25.885	2	63	DUNABIE	1:39.631	1:40.060	0.429	
3	24	21.788	16	26.732	88	13.204	63	11.928	15	25.990	3	15	DAY	1:39.709	1:40.171	0.462	
4	88	21.910	88	26.744	15	13.213	88	11.993	63	26.084	4	88	FOSTER	1:39.736	1:39.736	0.000	
5	64	21.983	67	26.813	67	13.219	64	11.997	37	26.087	5	16	BURROWS	1:40.013	1:40.565	0.552	
6	67	21.984	15	26.856	16	13.269	15	12.018	64	26.139	6	37	HOLT	1:40.330	1:40.470	0.140	
7	16	22.003	64	26.926	63	13.283	37	12.045	16	26.144	7	64	EDMUNDS	1:40.362	1:40.823	0.461	
8	7	22.006	37	26.935	64	13.317	78	12.073	67	26.210	8	67	BOWES	1:40.573	1:41.058	0.485	
9	78	22.057	7	26.954	7	13.317	19	12.208	19	26.223	9	7	FITCHETT	1:40.903	1:41.160	0.257	
10	37	22.092	19	27.217	19	13.356	7	12.252	42	26.281	10	19	HUMPHRIES	1:41.194	1:41.194	0.000	
11	19	22.190	31	27.242	42	13.358	31	12.307	90	26.360	11	78	WILLIAMS	1:41.250	1:41.811	0.561	
12	42	22.243	78	27.309	78	13.366	67	12.347	7	26.374	12	31	McCARTNEY	1:41.871	1:42.309	0.438	
13	90	22.382	90	27.449	31	13.460	42	12.426	31	26.408	13	42	TREVORROW	1:42.007	1:42.258	0.251	
14	31	22.454	42	27.699	90	13.556	90	12.452	78	26.445	14	90	DIVINE	1:42.199	1:42.199	0.000	
15	23	22.517	23	27.768	11	13.570	11	12.633	34	26.694	15	34	CUNNINGHAM	1:43.796	1:44.035	0.239	
16	34	22.625	34	27.931	12	13.593	23	12.801	12	26.960	16	23	REMESAL-LOMAS	1:43.883	1:44.170	0.287	
17	11	22.759	11	28.026	34	13.661	34	12.885	23	27.096	17	11	BISHOP	1:44.224	1:43.539	-0.685	
18	12	22.942	12	28.648	23	13.701	12	12.917	11	27.236	18	12	HOOPER	1:45.060	1:45.392	0.332	
19	65	23.460	65	28.936	58	14.244	65	13.154	65	27.890	19	65	RHODES	1:47.717	1:48.310	0.593	
20	58	23.740	58	29.640	65	14.277	71	13.547	71	28.312	20	58	RHODES	1:49.804	1:50.798	0.994	
21	71	23.998	71	30.161	71	14.366	58	13.621	58	28.559	21	71	CURTIS	1:50.384	1:50.834	0.450	

2026 ZYN British Superbike Championship - Round 2

R&G Moto4 British Cup

FREE PRACTICE 1 - BEST SPEEDS

POS	INTERMEDIATE 1		INTERMEDIATE 2		INTERMEDIATE 3		INTERMEDIATE 4		FINISH LINE		
	NO	NAME	MPH	NO SPEED TRAP INFO	NO	NAME	MPH	NO SPEED TRAP INFO	NO	NAME	MPH
1	24	FROST	122.2		24	FROST	122.2		15	DAY	93.7
2	63	DUNABIE	121.3		15	DAY	120.4		88	FOSTER	92.8
3	16	BURROWS	120.9		19	HUMPHRIES	120.2		19	HUMPHRIES	92.1
4	64	EDMUNDS	120.6		42	TREVORROW	120.2		37	HOLT	91.9
5	67	BOWES	120.2		78	WILLIAMS	120.0		24	FROST	91.5
6	88	FOSTER	119.4		88	FOSTER	119.6		63	DUNABIE	91.5
7	15	DAY	119.4		63	DUNABIE	119.6		42	TREVORROW	91.3
8	7	FITCHETT	119.4		67	BOWES	119.4		78	WILLIAMS	90.9
9	37	HOLT	117.1		37	HOLT	119.1		67	BOWES	90.8
10	78	WILLIAMS	115.9		16	BURROWS	119.1		12	HOOPER	90.8
11	90	DIVINE	114.5		12	HOOPER	118.3		64	EDMUNDS	90.6
12	31	McCARTNEY	114.3		64	EDMUNDS	117.7		7	FITCHETT	90.5
13	11	BISHOP	114.1		90	DIVINE	117.7		16	BURROWS	89.9
14	19	HUMPHRIES	112.9		23	REMESAL-LOMAS	117.7		11	BISHOP	89.9
15	34	CUNNINGHAM	111.2		7	FITCHETT	117.5		34	CUNNINGHAM	89.9
16	42	TREVORROW	110.9		11	BISHOP	116.9		23	REMESAL-LOMAS	89.4
17	23	REMESAL-LOMAS	107.8		31	McCARTNEY	116.1		90	DIVINE	89.3
18	65	RHODES	106.8		34	CUNNINGHAM	114.1		65	RHODES	88.4
19	58	RHODES	103.0		65	RHODES	114.1		58	RHODES	88.0
20	71	CURTIS	96.9		71	CURTIS	113.7		31	McCARTNEY	87.4
21	12	HOOPER	95.4		58	RHODES	111.4		71	CURTIS	86.8

2026 ZYN British Superbike Championship - Round 2

R&G Moto4 British Cup

FREE PRACTICE 1 - TOP SPEEDS @ INTERMEDIATE 3

POS	NO	NAME	VEHICLE	TOP 5 SPEEDS (MPH)					AVG	BEST
1	24	FROST	Honda	122.2	122.0	120.6	119.1	118.9	120.6	122.2
2	15	DAY	Honda	120.4	120.2	120.2	120.0	119.8	120.1	120.4
3	42	TREVORROW	Honda	120.2	119.4	118.7	118.5	118.5	119.1	120.2
4	19	HUMPHRIES	Honda	120.2	119.4	117.7	117.7	117.3	118.4	120.2
5	78	WILLIAMS	Honda	120.0	119.6	117.9	117.5	117.3	118.4	120.0
6	88	FOSTER	Honda	119.6	119.4	117.5	117.1	116.7	118.0	119.6
7	63	DUNABIE	Honda	119.6	118.7	118.3	118.3	118.3	118.6	119.6
8	67	BOWES	Honda	119.4	118.5	117.7	117.3	117.3	118.0	119.4
9	16	BURROWS	Honda	119.1	116.9	116.7	116.3	116.1	117.0	119.1
10	37	HOLT	Honda	119.1	117.9	117.7	117.7	117.1	117.9	119.1
11	12	HOOPER	Honda	118.3	118.3	117.1	117.1	116.7	117.5	118.3
12	90	DIVINE	Honda	117.7	117.1	116.7	116.1	115.5	116.6	117.7
13	23	REMESAL-LOMAS	Honda	117.7	116.5	116.3	116.1	116.1	116.5	117.7
14	64	EDMUNDS	Honda	117.7	117.5	117.1	116.9	116.7	117.2	117.7
15	7	FITCHETT	Honda	117.5	117.5	116.9	116.5	116.3	116.9	117.5
16	11	BISHOP	Honda	116.9	116.7	116.3	116.3		116.5	116.9
17	31	McCARTNEY	Honda	116.1	115.5	114.7	113.7	113.3	114.6	116.1
18	34	CUNNINGHAM	Honda	114.1	113.5	113.3	113.1	113.1	113.4	114.1
19	65	RHODES	Honda	114.1	113.7	113.5	113.3	113.1	113.5	114.1
20	71	CURTIS	Honda	113.7	113.5	113.5	112.9	112.7	113.3	113.7
21	58	RHODES	Honda	111.4	111.1	110.9	110.5	110.5	110.9	111.4

2026 ZYN British Superbike Championship - Round 2

R&G Moto4 British Cup

FREE PRACTICE 1 - STATISTICS

Competitors Started 21
Planned Start 2026-05-15 @ 17:10:00.000
Actual Start 2026-05-15 @ 17:10:00.964
Finish Time 2026-05-15 @ 17:35:00.964
Track Length 2.4873mi.
Total Laps 276
Total Distance Covered 686.5082mi.

Session Fastest Lap History

NO	NAME	LAP TIME	TIME OF DAY	LAP	VEHICLE
64	Clayton EDMUNDS	1:42.369	17:13:33.213	2	Honda
24	Ryan FROST	1:41.276	17:13:46.899	2	Honda
24	Ryan FROST	1:40.372	17:15:27.271	3	Honda
24	Ryan FROST	1:39.880	17:22:08.966	7	Honda
24	Ryan FROST	1:39.861	17:23:48.827	8	Honda
24	Ryan FROST	1:39.616	17:25:28.443	9	Honda
24	Ryan FROST	1:39.509	17:27:07.952	10	Honda
24	Ryan FROST	1:39.264	17:32:06.430	13	Honda
24	Ryan FROST	1:39.004	17:33:45.434	14	Honda

Flag History

TYPE	TIME OF DAY
GREEN	17:10:00.964
FINISH	17:35:00.964

Flag Statistics

TYPE	COUNT	TOTAL LAPS	TOTAL TIME
Green	1	15	28:08.951
Red	0	0	0.000
Safety Car	0	0	0.000
FCY	0	0	0.000

2026 ZYN British Superbike Championship - Round 2

R&G Moto4 British Cup

FREE PRACTICE 1 - SESSION NOTES

TIME	MESSAGE
17:12:28	#11 - NO WORKING TRANSPONDER
17:17:14	NO.16 EXCEEDED TRACK LIMITS T10 - LAPTIME CANCELLED
17:18:01	NO.31 FALLER AT T1 REDGATE - RIDER OK
17:20:38	NO.16 EXCEEDED TRACK LIMITS T7 - LAPTIME CANCELLED (17:18 + 17:19)
17:22:59	NO.37 EXCEEDED TRACK LIMITS T10 - LAPTIME CANCELLED
17:25:21	NO.16 EXCEEDED TRACK LIMITS T10 - LAPTIME CANCELLED
17:27:00	
17:31:21	NO.90 FALLER AT T11 MELBOURNE HAIRPIN - RIDER OK

2026 ZYN British Superbike Championship - Round 2

R&G Moto4 British Cup

FREE PRACTICE 1 - WEATHER CONDITIONS

