

# 2026 ZYN British Superbike Championship - Round 2

## R&G Moto4 British Cup



### QUALIFYING - CLASSIFICATION

POS	NO	NAME	NAT	ENTRY	TIME	ON	LAPS	GAP	DIFF	MPH
1	24	Ryan FROST	GBR	Honda - Fibre Tec Honda By MLav Racing	1:38.378	12	12			91.02
2	63	Jack DUNABIE	GBR	Honda - Kovara Projects / RS Racing	1:38.637	13	13	0.259	0.259	90.78
3	88	Mason FOSTER	GBR	Honda - Mortimer Racing	1:38.870	15	15	0.492	0.233	90.56
4	16	Jack BURROWS	GBR	Honda - Burrows Engineering / RK Racing	1:38.876	14	15	0.498	0.006	90.56
5	64	Clayton EDMUNDS	GBR	Honda - City Lifting / RS Racing	1:39.541	13	13	1.163	0.665	89.95
6	15	Harrison DAY	GBR	Honda - LRA Moto supported by HV Solutions	1:39.719	14	15	1.341	0.178	89.79
7	7	Luke FITCHETT	GBR	Honda - Kovara Projects / RS Racing	1:40.280	12	13	1.902	0.561	89.29
8	31	Henry McCARTNEY	GBR	Honda - Stanford Racing	1:40.318	13	14	1.940	0.038	89.26
9	19	Tyler HUMPHRIES	GBR	Honda - Fibre Tec Honda By MLav Racing	1:40.480	7	14	2.102	0.162	89.11
10	23	Alex REMESAL-LOMAS	ESP	Honda - Fibre Tec Honda By MLav Racing	1:40.734	13	14	2.356	0.254	88.89
11	67	George BOWES	GBR	Honda - A Edwards Racing	1:40.903	14	15	2.525	0.169	88.74
12	42	Thorley TREVORROW	GBR	Honda - Fibre Tec Honda By MLav Racing	1:40.970	10	15	2.592	0.067	88.68
13	37	Marco HOLT	GBR	Honda - City Lifting / RS Racing	1:41.045	2	4	2.667	0.075	88.61
14	78	Joshua WILLIAMS	GBR	Honda - Dunsley Heat Racing	1:41.137	12	13	2.759	0.092	88.53
15	11	Jensen BISHOP	GBR	Honda - Wilson Racing	1:42.530	14	15	4.152	1.393	87.33
16	34	Charlie CUNNINGHAM	GBR	Honda - Mortimer Racing	1:43.760	12	13	5.382	1.230	86.29
17	12	Archie HOOPER	GBR	Honda - AH Racing	1:44.181	12	15	5.803	0.421	85.95
18	65	Lilly RHODES	GBR	Honda - Wilson Racing	1:45.868	7	14	7.490	1.687	84.58
QUALIFYING LAPTIME (110.0% of 1:38.378) = 1:48.215										
19	71	Lucy CURTIS	GBR	Honda - Fibre Tec Honda By MLav Racing	1:48.647	10	13	10.269	2.779	82.41
20	58	Max RHODES	GBR	Honda - Wilson Racing	1:48.683	10	14	10.305	0.036	82.39

Weather / Track : Overcast / Dry

These results are provisional until the conclusion of any judicial and technical matters.

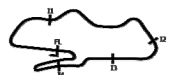
Date: 16/05/2026 Start: 11:50 Finish: 12:15  
Donington Park GP: 2.4873 miles

Race Director: Stuart Higgs

Timekeeper: Richard Evans

S. Higgs

R. EVANS



Digitally Approved at 12:38 Saturday, 16 May 2026

Digitally Approved at 12:22 Saturday, 16 May 2026

Results can be found at [www.tsl-timing.com](http://www.tsl-timing.com)

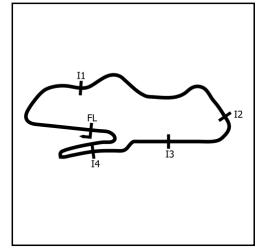
Printed - 12:18 Saturday, 16 May 2026



# 2026 ZYN British Superbike Championship - Round 2

## R&G Moto4 British Cup

### QUALIFYING - SECTOR ANALYSIS



SECTOR 1 = FL to I1, SECTOR 2 = I1 to I2, SECTOR 3 = I2 to I3, SECTOR 4 = I3 to I4, SECTOR 5 = I4 to FL, DIFF = Difference To Personal Best Lap, P = Crossed Finish Line in Pit Lane, D = Time Disallowed

P1 24		Ryan FROST				Honda - Fibre Tec Honda By MLav Racing							
IDEAL LAP TIME : 1:38.290		BEST LAP TIME : 1:38.378				DIFFERENCE : 0.088							
LAP	SECTOR 1	SECTOR 2	SECTOR 3	SECTOR 4	SECTOR 5	LAP TIME	MPH	DIFF	TIME OF DAY				
1 -	OUTLAP	104.6	28.532	13.839	117.9	12.634	26.561	90.1		11:51:50.835			
2 -	21.768	<b>122.9</b>	26.811	<b>13.124</b>	117.9	12.187	25.938	90.1	1:39.828	89.69	1.450	11:53:30.663	
3 -	21.811	119.4	26.511	13.169	<b>120.6</b>	11.916	26.038	<b>90.9</b>	1:39.445	90.04	1.067	11:55:10.108	
4 -	22.523	110.1	27.503	13.468	118.1	12.742		IN PIT	1:42.828	<b>P</b>	87.08	4.450	11:56:52.936
5 -	OUTLAP	109.8	27.407	13.452	117.1	12.222	26.934	89.8	7:46.389	19.19	6:08.011	12:04:39.325	
6 -	21.939	120.4	26.330	13.155	117.9	12.049	25.821	90.4	1:39.294	90.18	0.916	12:06:18.619	
7 -	21.736	120.6	26.387	13.247	117.3	11.938	25.749	89.8	1:39.057	90.39	0.679	12:07:57.676	
8 -	21.768	119.6	26.330	13.224	117.5	11.853	25.579	90.5	1:38.754	<b>(2)</b>	90.67	0.376	12:09:36.430
9 -	<b>21.686</b>	119.8	26.177	13.228	117.3	11.877	25.858	89.1	1:38.826	<b>(3)</b>	90.60	0.448	12:11:15.256
10 -	21.845	106.0	26.553	13.273	117.3	11.924	25.619	90.1	1:39.214	90.25	0.836	12:12:54.470	
11 -	21.731	118.7	26.320	13.249	117.3	11.953	25.626	90.3	1:38.879	90.55	0.501	12:14:33.349	
12 -	21.692	120.4	<b>26.134</b>	13.206	117.9	<b>11.829</b>	<b>25.517</b>	90.4	<b>1:38.378</b>	<b>(1)</b>	<b>91.02</b>		<b>12:16:11.727</b>

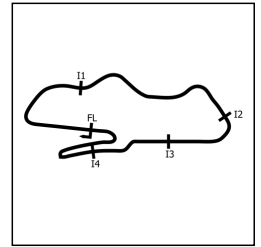
P2 63		Jack DUNABIE				Honda - Kovara Projects / RS Racing							
IDEAL LAP TIME : 1:38.368		BEST LAP TIME : 1:38.637				DIFFERENCE : 0.269							
LAP	SECTOR 1	SECTOR 2	SECTOR 3	SECTOR 4	SECTOR 5	LAP TIME	MPH	DIFF	TIME OF DAY				
1 -	OUTLAP	95.5	28.582	13.579	<b>120.9</b>	12.910	27.001	91.4				11:51:53.348	
2 -	21.744	120.0	26.871	13.309	120.6	12.449	26.065	91.8	1:40.438	89.15	1.801	11:53:33.786	
3 -	21.859	109.1	27.358	13.278	119.8	12.167	26.981	91.9	1:41.643	88.09	3.006	11:55:15.429	
4 -	22.199	116.3	27.193	13.449	115.1	12.646		IN PIT	1:41.060	<b>P</b>	88.60	2.423	11:56:56.489
5 -	OUTLAP	112.9	27.093	13.477	117.3	12.268	26.188	91.4	4:56.892	30.16	3:18.255	12:01:53.381	
6 -	21.640	<b>122.6</b>	26.781	13.344	117.7	12.082	25.857	91.5	1:39.704	89.81	1.067	12:03:33.085	
7 -	21.601	119.6	26.489	13.316	118.7	12.013	25.734	91.8	1:39.153	90.30	0.516	12:05:12.238	
8 -	21.529	121.1	<b>26.278</b>	13.240	118.1	11.950	25.804	91.1	1:38.801	<b>(2)</b>	90.63	0.164	12:06:51.039
9 -	21.563	120.6	26.384	13.276	117.9	12.078	25.734	91.8	1:39.035	<b>(3)</b>	90.41	0.398	12:08:30.074
10 -	21.480	120.6	26.421	13.315	117.9	11.979	27.683	91.6	1:40.878	88.76	2.241	12:10:10.952	
11 -	21.592	120.9	26.429	13.293	118.3	12.233	30.177	91.6	1:43.724	86.32	5.087	12:11:54.676	
12 -	21.507	<b>122.6</b>	26.907	<b>13.096</b>	120.6	11.978	26.170	<b>92.1</b>	1:39.658	89.85	1.021	12:13:34.334	
13 -	<b>21.457</b>	118.5	26.453	13.190	119.1	<b>11.871</b>	<b>25.666</b>	<b>92.1</b>	<b>1:38.637</b>	<b>(1)</b>	<b>90.78</b>		<b>12:15:12.971</b>

P3 88		Mason FOSTER				Honda - Mortimer Racing							
IDEAL LAP TIME : 1:38.801		BEST LAP TIME : 1:38.870				DIFFERENCE : 0.069							
LAP	SECTOR 1	SECTOR 2	SECTOR 3	SECTOR 4	SECTOR 5	LAP TIME	MPH	DIFF	TIME OF DAY				
1 -	OUTLAP	106.0	28.468	13.646	115.5	12.657	26.551	89.1				11:51:46.269	
2 -	22.137	117.3	27.060	13.472	115.7	12.286	26.263	89.4	1:41.218	88.46	2.348	11:53:27.487	
3 -	21.934	116.3	26.858	13.338	116.5	12.114	25.984	90.5	1:40.228	89.34	1.358	11:55:07.715	
4 -	21.882	116.5	27.009	13.483	115.1	12.240	27.181	89.7	1:41.795	87.96	2.925	11:56:49.510	
5 -	21.922	119.1	26.974	13.495	114.5	12.208	25.824	89.4	1:40.423	89.16	1.553	11:58:29.933	
6 -	21.890	118.9	26.926	13.766	113.5	12.284	26.090	89.8	1:40.956	88.69	2.086	12:00:10.889	
7 -	21.750	119.4	26.685	13.359	116.7	11.983	25.641	89.3	1:39.418	90.06	0.548	12:01:50.307	
8 -	21.862	119.4	26.895	14.362	100.1	12.706	31.520	90.4	<del>1:47.345</del>	<b>D</b>	83.41	8.475	12:03:37.652
9 -	21.771	<b>120.9</b>	<b>26.565</b>	13.278	<b>120.4</b>	12.149	25.703	91.0	1:39.466	90.02	0.596	12:05:17.118	
10 -	21.759	118.7	26.665	13.355	115.3	<b>11.962</b>	26.353	89.9	1:40.094	89.46	1.224	12:06:57.212	
11 -	21.780	118.9	26.768	13.336	115.5	12.018	26.002	90.1	1:39.904	89.63	1.034	12:08:37.116	
12 -	21.757	117.9	26.705	13.391	115.7	11.983	25.644	90.3	1:39.480	90.01	0.610	12:10:16.596	
13 -	21.776	118.7	26.665	13.335	115.5	12.011	25.603	<b>91.1</b>	1:39.390	<b>(3)</b>	90.09	0.520	12:11:55.986
14 -	21.659	120.0	26.641	13.367	116.3	11.964	25.545	91.0	1:39.176	<b>(2)</b>	90.28	0.306	12:13:35.162
15 -	<b>21.601</b>	118.9	26.604	<b>13.225</b>	115.5	11.992	<b>25.448</b>	<b>91.1</b>	<b>1:38.870</b>	<b>(1)</b>	<b>90.56</b>		<b>12:15:14.032</b>

# 2026 ZYN British Superbike Championship - Round 2

## R&G Moto4 British Cup

### QUALIFYING - SECTOR ANALYSIS



SECTOR 1 = FL to I1, SECTOR 2 = I1 to I2, SECTOR 3 = I2 to I3, SECTOR 4 = I3 to I4, SECTOR 5 = I4 to FL, DIFF = Difference To Personal Best Lap, P = Crossed Finish Line in Pit Lane, D = Time Disallowed

<b>P4 16</b>		<b>Jack BURROWS</b>					Honda - Burrows Engineering / RK Racing					
IDEAL LAP TIME : 1:38.442		BEST LAP TIME : 1:38.876					DIFFERENCE : 0.434					
LAP	SECTOR 1	SECTOR 2	SECTOR 3	SECTOR 4	SECTOR 5	LAP TIME	MPH	DIFF	TIME OF DAY			
1 -	OUTLAP	105.3	28.730	13.556	<b>120.0</b>	12.383	26.430	89.2		11:51:47.008		
2 -	21.788	118.7	26.769	13.410	116.5	12.115	26.204	88.1	1:40.286	89.28	1.410	11:53:27.294
3 -	21.972	120.4	26.721	13.401	115.7	11.940	26.012	89.2	1:40.046	89.50	1.170	11:55:07.340
4 -	23.912	96.9	27.681	13.362	116.5	12.266	26.766	88.7	1:43.987	86.11	5.111	11:56:51.327
5 -	21.799	119.1	26.545	13.384	116.5	11.860	25.885	89.4	1:39.473	90.01	0.597	11:58:30.800
6 -	21.770	120.6	26.359	13.382	115.5	11.888	25.970	89.4	1:39.369	90.11	0.493	12:00:10.169
7 -	21.926	118.7	26.493	13.501	115.3	11.908	30.745	89.5	1:44.573	85.62	5.697	12:01:54.742
8 -	21.639	<b>121.1</b>	26.429	13.281	116.1	12.229	26.136	89.2	1:39.714	89.80	0.838	12:03:34.456
9 -	21.814	118.3	26.363	13.347	116.1	11.823	25.811	89.4	1:39.158	90.30	0.282	12:05:13.614
10 -	21.792	120.2	<b>26.224</b>	13.429	115.9	<b>11.796</b>	25.824	89.4	1:39.065	90.38	0.189	12:06:52.679
11 -	21.709	119.4	26.314	13.327	116.3	11.841	25.764	89.8	1:38.955 (3)	90.49	0.079	12:08:31.634
12 -	21.686	120.4	26.390	13.350	115.9	11.802	<b>25.683</b>	90.0	1:38.911 (2)	90.53	0.035	12:10:10.545
13 -	22.479	119.6	26.323	<b>13.130</b>	118.5	12.050	28.071	<b>90.5</b>	1:42.053	87.74	3.177	12:11:52.598
<b>14 -</b>	<b>21.609</b>	119.1	26.283	13.314	115.9	11.857	25.813	89.9	<b>1:38.876 (1)</b>	<b>90.56</b>		<b>12:13:31.474</b>
15 -	21.688	118.5	26.300	13.971	113.7	12.099	26.609	85.1	1:40.667	88.95	1.791	12:15:12.141

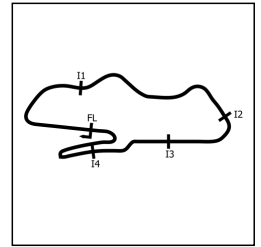
<b>P5 64</b>		<b>Clayton EDMUNDS</b>					Honda - City Lifting / RS Racing					
IDEAL LAP TIME : 1:39.308		BEST LAP TIME : 1:39.541					DIFFERENCE : 0.233					
LAP	SECTOR 1	SECTOR 2	SECTOR 3	SECTOR 4	SECTOR 5	LAP TIME	MPH	DIFF	TIME OF DAY			
1 -	OUTLAP	106.5	29.868	13.792	117.9	12.568	26.625	89.3		11:51:46.624		
2 -	22.090	<b>122.6</b>	27.230	13.421	118.5	12.100	26.420	90.0	1:41.261	88.42	1.720	11:53:27.885
3 -	21.997	120.9	27.087	13.365	118.7	11.958	26.084	<b>90.8</b>	1:40.491	89.10	0.950	11:55:08.376
4 -	22.168	118.7	27.451	13.527	117.1	12.067	IN PIT		1:43.189 P	86.77	3.648	11:56:51.565
5 -	OUTLAP	120.4	27.314	13.431	117.7	12.090	26.174	90.3	5:02.341	29.61	3:22.800	12:01:53.906
6 -	21.967	122.0	26.908	13.557	119.1	12.153	26.165	<b>90.8</b>	1:40.750	88.87	1.209	12:03:34.656
7 -	21.787	121.3	26.759	13.276	118.5	11.981	25.997	90.4	1:39.800	89.72	0.259	12:05:14.456
8 -	21.819	120.4	26.792	13.279	<b>119.4</b>	11.955	25.828	90.1	1:39.673 (3)	89.83	0.132	12:06:54.129
9 -	<b>21.737</b>	121.1	26.815	13.331	116.9	12.031	26.025	90.0	1:39.939	89.59	0.398	12:08:34.068
10 -	21.839	118.7	26.848	13.462	116.7	12.044	25.911	89.0	1:40.104	89.45	0.563	12:10:14.172
11 -	21.972	119.4	26.878	13.362	117.1	11.965	25.868	<b>90.8</b>	1:40.045	89.50	0.504	12:11:54.217
12 -	21.781	119.4	26.786	13.288	117.7	11.975	<b>25.820</b>	90.3	1:39.650 (2)	89.85	0.109	12:13:33.867
<b>13 -</b>	21.825	120.2	<b>26.733</b>	<b>13.198</b>	118.9	<b>11.820</b>	25.965	90.3	<b>1:39.541 (1)</b>	<b>89.95</b>		<b>12:15:13.408</b>

<b>P6 15</b>		<b>Harrison DAY</b>					Honda - LRA Moto supported by HV Solutions					
IDEAL LAP TIME : 1:39.542		BEST LAP TIME : 1:39.719					DIFFERENCE : 0.177					
LAP	SECTOR 1	SECTOR 2	SECTOR 3	SECTOR 4	SECTOR 5	LAP TIME	MPH	DIFF	TIME OF DAY			
1 -	OUTLAP	102.2	29.629	13.737	116.7	13.136	26.590	91.4		11:51:47.825		
2 -	21.918	113.9	27.191	<b>13.214</b>	119.6	12.100	26.081	91.6	1:40.504	89.09	0.785	11:53:28.329
3 -	21.841	113.9	27.360	13.314	<b>120.0</b>	12.114	26.066	92.5	1:40.695	88.92	0.976	11:55:09.024
4 -	22.018	109.6	27.131	13.308	118.5	12.175	29.125	91.9	1:43.757	86.30	4.038	11:56:52.781
5 -	21.959	112.5	27.337	13.641	117.7	12.322	26.494	87.7	1:41.753	88.00	2.034	11:58:34.534
6 -	22.020	115.3	27.321	13.486	116.7	12.269	26.054	91.5	1:41.150	88.52	1.431	12:00:15.684
7 -	21.875	113.9	27.153	13.486	117.7	12.069	25.999	92.0	1:40.582	89.02	0.863	12:01:56.266
8 -	21.732	<b>115.9</b>	27.012	13.326	118.7	<b>11.966</b>	26.204	91.9	1:40.240	89.33	0.521	12:03:36.506
9 -	21.955	115.3	27.358	13.407	118.9	13.234	27.053	<b>92.8</b>	<del>1:43.007</del> D	86.93	3.288	12:05:19.513
10 -	21.703	114.9	26.946	13.253	118.3	12.011	25.851	92.1	1:39.764 (2)	89.75	0.045	12:06:59.277
11 -	21.786	115.3	27.317	13.358	117.3	12.147	26.330	92.4	1:40.938	88.71	1.219	12:08:40.215
12 -	21.717	114.9	<b>26.871</b>	13.276	119.4	12.165	26.829	92.1	1:40.858	88.78	1.139	12:10:21.073
13 -	<b>21.702</b>	115.1	26.979	13.323	117.1	12.026	26.143	92.3	1:40.173	89.38	0.454	12:12:01.246
<b>14 -</b>	21.742	114.9	26.887	13.324	118.5	11.977	<b>25.789</b>	91.9	<b>1:39.719 (1)</b>	<b>89.79</b>		<b>12:13:40.965</b>
15 -	21.732	113.1	26.946	13.260	117.7	12.013	25.839	91.3	1:39.790 (3)	89.73	0.071	12:15:20.755

# 2026 ZYN British Superbike Championship - Round 2

## R&G Moto4 British Cup

### QUALIFYING - SECTOR ANALYSIS



SECTOR 1 = FL to I1, SECTOR 2 = I1 to I2, SECTOR 3 = I2 to I3, SECTOR 4 = I3 to I4, SECTOR 5 = I4 to FL, DIFF = Difference To Personal Best Lap, P = Crossed Finish Line in Pit Lane, D = Time Disallowed

P7		7		Luke FITCHETT				Honda - Kovara Projects / RS Racing				
IDEAL LAP TIME : 1:39.785		BEST LAP TIME : 1:40.280				DIFFERENCE : 0.495						
LAP	SECTOR 1	SECTOR 2	SECTOR 3	SECTOR 4	SECTOR 5	LAP TIME	MPH	DIFF	TIME OF DAY			
1 -	OUTLAP	98.6	29.549	13.912	116.9	13.070	27.520	89.7		11:51:48.677		
2 -	22.524	117.3	27.468	13.458	117.1	12.573	26.502	90.3	1:42.525	87.33	2.245	11:53:31.202
3 -	22.234	118.7	27.168	13.346	117.9	12.317	26.750	90.3	1:41.815	87.94	1.535	11:55:13.017
4 -	22.647	115.7	27.361	13.573	116.1	13.223	28.106	88.8	1:44.910	85.35	4.630	11:56:57.927
5 -	23.591	103.4	28.027	13.722	114.9	12.964	IN PIT		1:47.512	P 83.28	7.232	11:58:45.439
6 -	OUTLAP	114.7	27.526	13.476	117.1	12.503	26.787	90.1	4:51.015	30.76	3:10.735	12:03:36.454
7 -	22.263	118.5	27.271	13.413	<b>121.3</b>	12.303	26.501	90.9	1:41.751	88.00	1.471	12:05:18.205
8 -	21.956	120.4	<b>26.737</b>	<b>13.150</b>	118.9	12.243	26.550	90.1	1:40.636	88.97	0.356	12:06:58.841
9 -	21.955	120.0	26.809	13.379	117.1	12.310	26.531	89.9	1:40.984	88.67	0.704	12:08:39.825
10 -	21.913	119.1	26.801	13.336	116.3	12.218	26.237	90.3	1:40.505 (3)	89.09	0.225	12:10:20.330
11 -	21.963	119.1	26.896	13.418	115.1	12.184	26.747	<b>91.0</b>	1:41.208	88.47	0.928	12:12:01.538
<b>12 -</b>	<b>21.775</b>	<b>121.1</b>	26.739	13.625	118.1	<b>11.979</b>	26.162	<b>91.0</b>	<b>1:40.280 (1)</b>	<b>89.29</b>		<b>12:13:41.818</b>
13 -	22.047	114.9	26.827	13.314	117.3	12.050	<b>26.144</b>	90.3	1:40.382 (2)	89.20	0.102	12:15:22.200

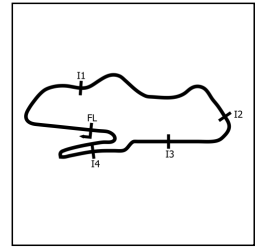
P8		31		Henry McCARTNEY				Honda - Stanford Racing				
IDEAL LAP TIME : 1:40.206		BEST LAP TIME : 1:40.318				DIFFERENCE : 0.112						
LAP	SECTOR 1	SECTOR 2	SECTOR 3	SECTOR 4	SECTOR 5	LAP TIME	MPH	DIFF	TIME OF DAY			
1 -	OUTLAP	94.2	30.014	13.931	114.7	12.621	27.157	86.3				11:51:49.217
2 -	22.969	114.7	27.606	<b>13.461</b>	<b>117.9</b>	12.691	26.611	87.2	1:43.338	86.65	3.020	11:53:32.555
3 -	22.645	113.5	27.594	13.672	116.1	12.181	26.325	87.8	<del>1:42.447</del> D	87.43	2.099	11:55:14.972
4 -	22.417	116.7	27.135	13.648	115.1	12.249	IN PIT		1:40.049	P 89.50		11:56:55.021
5 -	OUTLAP	108.7	27.585	13.766	113.3	12.377	26.610	87.6	3:23.621	43.97	1:43.303	12:00:18.642
6 -	22.525	114.5	27.248	13.662	113.7	12.294	26.366	87.7	1:42.095	87.70	1.777	12:02:00.737
7 -	22.404	115.5	26.999	13.572	114.3	12.131	26.010	87.9	1:41.116	88.55	0.798	12:03:41.853
8 -	22.465	114.9	26.742	13.553	114.7	12.141	26.365	<b>88.5</b>	<del>1:41.266</del> D	88.42	0.948	12:05:23.119
9 -	22.339	113.7	26.868	13.525	113.9	12.268	26.054	88.0	1:41.054 (3)	88.61	0.736	12:07:04.173
10 -	22.314	114.1	26.933	13.655	114.3	12.324	26.164	87.3	1:41.390	88.31	1.072	12:08:45.563
11 -	22.329	113.7	28.798	13.960	114.1	12.234	27.076	88.4	<del>1:44.397</del> D	85.77	4.079	12:10:29.960
12 -	22.257	115.7	26.910	13.517	114.7	12.101	25.890	87.9	1:40.675 (2)	88.94	0.357	12:12:10.635
<b>13 -</b>	<b>22.234</b>	<b>117.1</b>	26.782	<b>13.461</b>	115.5	<b>11.955</b>	<b>25.886</b>	<b>88.5</b>	<b>1:40.318 (1)</b>	<b>89.26</b>		<b>12:13:50.953</b>
14 -	<b>22.192</b>	116.1	<b>26.712</b>	13.506	114.5	12.514	27.090	87.7	1:42.014	87.77	1.696	12:15:32.967

P9		19		Tyler HUMPHRIES				Honda - Fibre Tec Honda By MLav Racing				
IDEAL LAP TIME : 1:40.341		BEST LAP TIME : 1:40.480				DIFFERENCE : 0.139						
LAP	SECTOR 1	SECTOR 2	SECTOR 3	SECTOR 4	SECTOR 5	LAP TIME	MPH	DIFF	TIME OF DAY			
1 -	OUTLAP	105.0	29.050	13.945	119.6	13.223	27.222	90.4				11:51:52.971
2 -	22.397	112.7	27.370	13.437	119.8	12.355	26.598	91.0	1:42.157	87.65	1.677	11:53:35.128
3 -	22.619	106.1	27.824	13.475	118.5	12.420	26.801	90.9	1:43.139	86.81	2.659	11:55:18.267
4 -	21.992	115.7	27.114	13.350	<b>120.0</b>	12.221	26.457	89.9	1:41.134 (3)	88.54	0.654	11:56:59.401
5 -	22.205	108.0	27.399	13.611	117.5	12.562	26.511	90.6	1:42.288	87.54	1.808	11:58:41.689
6 -	21.993	115.7	27.220	13.417	117.5	12.312	26.251	<b>91.1</b>	1:41.193	88.48	0.713	12:00:22.882
7 -	<b>21.869</b>	<b>120.4</b>	26.941	<b>13.318</b>	118.1	12.254	<b>26.098</b>	91.0	<b>1:40.480 (1)</b>	<b>89.11</b>		<b>12:02:03.362</b>
8 -	22.072	115.7	<b>26.865</b>	13.336	118.5	<b>12.191</b>	26.176	90.3	1:40.640 (2)	88.97	0.160	12:03:44.002
9 -	22.088	114.7	27.015	13.425	117.7	12.272	IN PIT		1:40.776	P 88.85	0.296	12:05:24.778
10 -	OUTLAP	111.1	27.674	13.628	116.3	12.619	27.013	90.3	2:50.458	52.53	1:09.978	12:08:15.236
11 -	22.058	113.9	27.567	13.575	115.9	12.452	26.580	90.6	1:42.232	87.58	1.752	12:09:57.468
12 -	22.119	110.5	27.216	13.521	116.7	12.246	26.224	90.8	1:41.326	88.37	0.846	12:11:38.794
13 -	23.302	108.5	27.820	13.720	116.3	12.436	26.478	90.0	1:43.756	86.30	3.276	12:13:22.550
14 -	22.085	114.7	27.124	13.570	116.5	12.369	26.783	87.1	1:41.931	87.84	1.451	12:15:04.481

# 2026 ZYN British Superbike Championship - Round 2

## R&G Moto4 British Cup

### QUALIFYING - SECTOR ANALYSIS



SECTOR 1 = FL to I1, SECTOR 2 = I1 to I2, SECTOR 3 = I2 to I3, SECTOR 4 = I3 to I4, SECTOR 5 = I4 to FL, DIFF = Difference To Personal Best Lap, P = Crossed Finish Line in Pit Lane, D = Time Disallowed

<b>P10 23</b>		<b>Alex REMESAL-LOMAS</b>					Honda - Fibre Tec Honda By MLav Racing					
IDEAL LAP TIME : 1:40.716		BEST LAP TIME : 1:40.734					DIFFERENCE : 0.018					
LAP	SECTOR 1	SECTOR 2	SECTOR 3	SECTOR 4	SECTOR 5	LAP TIME	MPH	DIFF	TIME OF DAY			
1 -	OUTLAP	85.5	33.216	15.086	115.7	14.120	28.634	87.2		11:52:04.930		
2 -	23.319	104.2	28.757	13.834	117.1	13.075	27.790	88.7	1:46.775	83.86	6.041	11:53:51.705
3 -	25.247	94.5	31.024	14.374	116.1	14.215	IN PIT		1:51.820	P	80.07	11:55:43.525
4 -	OUTLAP	95.4	31.167	14.427	115.1	13.547	27.668	89.2	2:36.377		57.26	11:58:19.902
5 -	23.341	105.6	28.537	13.947	115.5	12.932	27.136	86.9	1:45.893		84.56	12:00:05.795
6 -	22.661	108.7	28.077	13.906	115.9	14.403	26.949	89.2	1:45.996	D	84.47	12:01:51.791
7 -	22.338	109.2	27.900	13.554	117.7	12.652	26.773	90.1	1:43.217		86.75	12:03:35.008
8 -	22.105	111.6	27.388	13.462	117.9	12.491	26.369	90.3	1:41.815		87.94	12:05:16.823
9 -	22.397	111.2	27.368	13.439	117.7	12.977	26.532	<b>90.5</b>	1:42.713		87.17	12:06:59.536
10 -	<b>21.907</b>	112.5	27.261	13.345	<b>118.9</b>	12.452	26.326	90.4	1:41.291	(3)	88.40	12:08:40.827
11 -	21.936	113.1	27.203	13.452	117.1	12.456	26.249	90.4	1:41.296		88.39	12:10:22.123
12 -	21.915	113.9	27.186	13.439	117.9	12.408	26.203	<b>90.5</b>	1:41.151	(2)	88.52	12:12:03.274
13 -	21.925	<b>114.5</b>	<b>27.086</b>	<b>13.321</b>	118.7	<b>12.334</b>	<b>26.068</b>	90.3	<b>1:40.734</b>	(1)	<b>88.89</b>	<b>12:13:44.008</b>
14 -	22.165	104.5	28.571	13.865	116.5	12.663	26.423	89.4	1:43.687		86.36	12:15:27.695

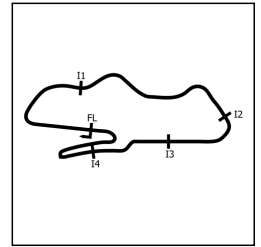
<b>P11 67</b>		<b>George BOWES</b>					Honda - A Edwards Racing					
IDEAL LAP TIME : 1:40.514		BEST LAP TIME : 1:40.903					DIFFERENCE : 0.389					
LAP	SECTOR 1	SECTOR 2	SECTOR 3	SECTOR 4	SECTOR 5	LAP TIME	MPH	DIFF	TIME OF DAY			
1 -	OUTLAP	98.8	30.036	13.760	118.3	13.124	27.205	<b>89.9</b>				11:51:49.790
2 -	22.155	119.6	27.276	13.338	116.9	12.539	26.468	<b>89.9</b>	1:41.776		87.98	11:53:31.566
3 -	22.265	119.1	27.067	<b>13.240</b>	<b>119.6</b>	12.295	27.052	89.2	1:41.919		87.85	11:55:13.485
4 -	22.370	118.7	27.300	13.496	116.9	13.042	26.834	88.7	1:43.042		86.90	11:56:56.527
5 -	22.476	117.7	27.120	13.462	116.3	12.588	26.562	88.7	1:42.208		87.61	11:58:38.735
6 -	22.351	118.3	27.018	13.460	115.7	12.562	26.719	88.3	1:42.110		87.69	12:00:20.845
7 -	22.208	<b>120.4</b>	26.951	13.421	116.3	12.534	26.520	87.7	1:41.634		88.10	12:02:02.479
8 -	22.296	119.1	<b>26.825</b>	13.420	116.3	12.467	26.473	89.2	1:41.481		88.23	12:03:43.960
9 -	22.296	120.0	27.033	13.366	117.9	12.384	26.371	89.1	1:41.450		88.26	12:05:25.410
10 -	22.176	119.6	26.873	13.337	115.9	12.366	<b>26.154</b>	89.1	1:40.906	(2)	88.74	12:07:06.316
11 -	22.066	118.9	26.887	13.604	115.7	12.423	26.241	88.3	1:41.221		88.46	12:08:47.537
12 -	22.094	118.3	26.917	13.417	115.3	12.437	26.363	89.0	1:41.228		88.45	12:10:28.765
13 -	22.049	117.9	26.880	13.504	114.7	12.410	26.198	88.7	1:41.041	(3)	88.62	12:12:09.806
14 -	<b>22.040</b>	118.7	26.905	13.421	116.1	<b>12.255</b>	26.282	88.6	<b>1:40.903</b>	(1)	<b>88.74</b>	<b>12:13:50.709</b>
15 -	22.148	117.7	27.221	13.374	117.3	12.472	26.391	87.7	1:41.606		88.12	12:15:32.315

<b>P12 42</b>		<b>Thorley TREVORROW</b>					Honda - Fibre Tec Honda By MLav Racing					
IDEAL LAP TIME : 1:40.798		BEST LAP TIME : 1:40.970					DIFFERENCE : 0.172					
LAP	SECTOR 1	SECTOR 2	SECTOR 3	SECTOR 4	SECTOR 5	LAP TIME	MPH	DIFF	TIME OF DAY			
1 -	OUTLAP	95.3	30.011	13.954	116.9	12.854	26.753	90.3				11:51:56.305
2 -	22.285	115.9	28.566	13.503	118.1	12.770	26.443	90.1	1:43.567		86.46	11:53:39.872
3 -	22.403	107.2	27.675	13.438	<b>118.9</b>	12.359	26.332	90.4	1:42.207		87.61	11:55:22.079
4 -	22.112	115.1	27.423	13.327	118.5	<b>12.261</b>	26.165	90.4	1:41.288		88.40	11:57:03.367
5 -	22.463	102.2	28.324	13.401	118.3	12.841	26.801	89.7	1:43.830		86.24	11:58:47.197
6 -	22.234	114.1	27.636	13.552	116.3	12.562	26.363	90.0	1:42.347		87.49	12:00:29.544
7 -	22.109	<b>118.1</b>	27.250	<b>13.296</b>	118.3	12.402	26.122	90.3	1:41.179	(3)	88.50	12:02:10.723
8 -	22.084	114.5	27.413	13.517	116.3	12.564	28.211	<b>91.1</b>	1:43.789		86.27	12:03:54.512
9 -	22.075	114.9	27.216	13.387	117.3	12.267	26.123	89.5	1:41.068	(2)	88.59	12:05:35.580
10 -	22.034	116.1	<b>27.211</b>	13.357	116.3	12.292	<b>26.076</b>	90.1	<b>1:40.970</b>	(1)	<b>88.68</b>	<b>12:07:16.550</b>
11 -	22.894	106.8	28.739	14.120	105.5	12.989	27.085	89.7	1:45.827		84.61	12:09:02.377
12 -	22.031	117.7	27.602	13.907	114.5	12.712	27.153	90.5	1:43.405		86.59	12:10:45.782
13 -	22.060	114.5	27.293	13.596	116.9	13.218	26.568	90.0	<del>1:42.736</del>	D	87.16	12:12:28.517
14 -	22.078	108.5	27.771	13.607	116.5	12.640	26.774	89.9	1:42.870		87.04	12:14:11.387
15 -	<b>21.954</b>	115.7	29.975	14.295	110.9	13.505	IN PIT		1:45.899	P	84.55	12:15:57.286

# 2026 ZYN British Superbike Championship - Round 2

## R&G Moto4 British Cup

### QUALIFYING - SECTOR ANALYSIS



SECTOR 1 = FL to I1, SECTOR 2 = I1 to I2, SECTOR 3 = I2 to I3, SECTOR 4 = I3 to I4, SECTOR 5 = I4 to FL, DIFF = Difference To Personal Best Lap, P = Crossed Finish Line in Pit Lane, D = Time Disallowed

P13 37		Marco HOLT					Honda - City Lifting / RS Racing					
IDEAL LAP TIME : 1:40.192		BEST LAP TIME : 1:41.045					DIFFERENCE : 0.853					
LAP	SECTOR 1	SECTOR 2	SECTOR 3	SECTOR 4	SECTOR 5	LAP TIME	MPH	DIFF	TIME OF DAY			
1 -	OUTLAP	93.5	30.146	13.529	<b>121.7</b>	12.481	26.722	90.5		11:51:48.061		
2 -	22.143	113.3	27.453	13.439	117.5	12.158	<b>25.852</b>	90.6	<b>1:41.045 (1)</b>	<b>88.61</b>	<b>11:53:29.106</b>	
3 -	22.043	<b>115.3</b>	27.522	<b>13.326</b>	118.9	<b>11.958</b>	26.325	<b>91.5</b>	1:41.174 (2)	88.50	0.129	11:55:10.280
4 -	22.700	109.2	27.776	13.511	117.3	12.346	26.447	91.4	1:42.780 (3)	87.12	1.735	11:56:53.060
5 -	<b>21.946</b>	115.1	<b>27.110</b>	13.544	118.1	12.141						

P14 78		Joshua WILLIAMS					Honda - Dunsley Heat Racing					
IDEAL LAP TIME : 1:40.846		BEST LAP TIME : 1:41.137					DIFFERENCE : 0.291					
LAP	SECTOR 1	SECTOR 2	SECTOR 3	SECTOR 4	SECTOR 5	LAP TIME	MPH	DIFF	TIME OF DAY			
1 -	OUTLAP	109.1	28.334	13.858	113.3	12.746	27.585	87.4		11:54:23.138		
2 -	22.676	115.1	27.961	13.645	115.1	12.366	26.975	87.6	1:43.623	86.41	2.486	11:56:06.761
3 -	22.316	114.3	27.251	13.509	113.7	12.455	26.813	88.7	1:42.344	87.49	1.207	11:57:49.105
4 -	22.249	117.7	27.133	13.620	113.7	12.157	26.690	88.8	1:41.849	87.91	0.712	11:59:30.954
5 -	22.179	113.5	27.253	13.607	<b>116.1</b>	12.364	26.989	88.8	1:42.392	87.45	1.255	12:01:13.346
6 -	22.170	116.7	27.114	13.527	114.3	12.216	26.663	88.3	1:41.690	88.05	0.553	12:02:55.036
7 -	22.296	116.5	<b>26.902</b>	13.646	113.9	12.214	26.459	88.3	1:41.517 (2)	88.20	0.380	12:04:36.553
8 -	22.169	114.1	27.821	14.072	106.6	13.105	26.458	88.8	1:43.625	86.41	2.488	12:06:20.178
9 -	<b>22.048</b>	<b>118.5</b>	27.099	<b>13.389</b>	115.5	12.470	27.231	<b>89.0</b>	1:42.237	87.58	1.100	12:08:02.415
10 -	22.253	113.5	27.084	13.521	114.5	12.214	26.612	88.8	1:41.684 (3)	88.06	0.547	12:09:44.099
11 -	22.201	115.7	27.663	13.718	113.1	12.804	27.579	88.8	1:43.965	86.12	2.828	12:11:28.064
12 -	22.063	117.1	27.075	13.492	115.3	<b>12.088</b>	<b>26.419</b>	88.7	<b>1:41.137 (1)</b>	<b>88.53</b>		<b>12:13:09.201</b>
13 -	22.130	117.3	27.204	13.520	114.3	12.200	IN PIT		1:41.337 P	88.36	0.200	12:14:50.538

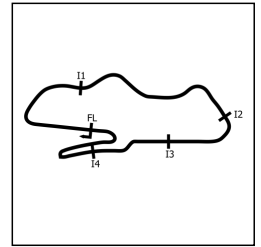
  

P15 11		Jensen BISHOP					Honda - Wilson Racing					
IDEAL LAP TIME : 1:42.058		BEST LAP TIME : 1:42.530					DIFFERENCE : 0.472					
LAP	SECTOR 1	SECTOR 2	SECTOR 3	SECTOR 4	SECTOR 5	LAP TIME	MPH	DIFF	TIME OF DAY			
1 -	OUTLAP	95.1	29.701	13.692	118.9	13.049	27.698	90.0		11:51:49.528		
2 -	<b>22.256</b>	<b>120.2</b>	27.739	13.541	119.8	12.751	27.048	90.4	1:43.335	86.65	0.805	11:53:32.863
3 -	22.574	112.2	27.833	13.497	<b>120.4</b>	<b>12.357</b>	26.908	<b>90.6</b>	1:43.169	86.79	0.639	11:55:16.032
4 -	22.543	115.9	27.696	13.540	118.9	12.475	27.444	90.3	1:43.698	86.35	1.168	11:56:59.730
5 -	22.713	111.6	27.780	13.537	119.1	12.685	27.460	89.9	1:44.175	85.95	1.645	11:58:43.905
6 -	22.694	114.9	27.724	13.613	116.9	12.700	27.260	89.4	1:43.991	86.10	1.461	12:00:27.896
7 -	22.662	115.5	27.668	13.579	116.7	12.734	27.141	89.8	1:43.784	86.27	1.254	12:02:11.680
8 -	22.473	115.1	27.814	13.620	116.9	12.643	27.176	90.0	1:43.726	86.32	1.196	12:03:55.406
9 -	22.613	113.7	27.495	13.500	118.1	12.630	26.742	89.9	1:42.980	86.95	0.450	12:05:38.386
10 -	22.593	111.6	27.702	13.534	116.9	12.538	27.041	89.0	1:43.408	86.59	0.878	12:07:21.794
11 -	22.628	113.3	27.480	13.530	116.7	12.537	26.837	89.7	1:43.012	86.92	0.482	12:09:04.806
12 -	22.520	112.2	27.430	13.566	116.7	12.592	26.766	90.0	1:42.874 (3)	87.04	0.344	12:10:47.680
13 -	22.425	114.9	27.511	13.504	118.1	12.529	26.915	89.0	1:42.884	87.03	0.354	12:12:30.564
14 -	22.535	116.3	<b>27.405</b>	13.497	117.5	12.513	<b>26.580</b>	90.4	<b>1:42.530 (1)</b>	<b>87.33</b>		<b>12:14:13.094</b>
15 -	22.535	112.9	27.456	<b>13.460</b>	117.5	12.527	26.622	89.9	1:42.600 (2)	87.27	0.070	12:15:55.694

# 2026 ZYN British Superbike Championship - Round 2

## R&G Moto4 British Cup

### QUALIFYING - SECTOR ANALYSIS



SECTOR 1 = FL to I1, SECTOR 2 = I1 to I2, SECTOR 3 = I2 to I3, SECTOR 4 = I3 to I4, SECTOR 5 = I4 to FL, DIFF = Difference To Personal Best Lap, P = Crossed Finish Line in Pit Lane, D = Time Disallowed

P16 34		Charlie CUNNINGHAM				Honda - Mortimer Racing						
IDEAL LAP TIME : 1:43.180		BEST LAP TIME : 1:43.760				DIFFERENCE : 0.580						
LAP	SECTOR 1	SECTOR 2	SECTOR 3	SECTOR 4	SECTOR 5	LAP TIME	MPH	DIFF	TIME OF DAY			
1 -	OUTLAP	100.1	30.043	13.748	<b>117.7</b>	13.020	27.482	<b>88.1</b>		11:51:50.209		
2 -	22.859	112.0	27.839	13.707	114.5	13.110	26.908	<b>88.1</b>	1:44.423	85.75	0.663	11:53:34.632
3 -	22.975	108.4	28.233	<b>13.482</b>	115.9	<b>12.769</b>	26.862	87.9	1:44.321	85.83	0.561	11:55:18.953
4 -	22.654	111.4	27.863	13.662	113.7	12.776	26.928	87.1	1:43.883 (3)	86.19	0.123	11:57:02.836
5 -	22.765	112.5	27.827	13.745	111.8	13.041	27.490	87.8	1:44.868	85.38	1.108	11:58:47.704
6 -	<b>22.619</b>	112.4	27.898	13.722	112.7	12.842	27.009	87.0	1:44.090	86.02	0.330	12:00:31.794
7 -	22.887	110.3	28.096	13.711	112.5	13.000	27.422	84.0	1:45.116	85.18	1.356	12:02:16.910
8 -	22.940	111.4	27.814	13.817	111.2	13.178	27.260	87.3	1:45.009	85.27	1.249	12:04:01.919
9 -	22.815	111.8	<b>27.639</b>	13.738	112.7	12.785	26.885	87.1	1:43.862 (2)	86.21	0.102	12:05:45.781
10 -	22.811	110.3	27.861	13.868	111.6	12.978	IN PIT		1:45.099 P	85.20	1.339	12:07:30.880
11 -	OUTLAP	108.0	28.200	13.783	111.2	12.843	<b>26.671</b>	87.9	2:06.286	70.90	22.526	12:09:37.166
12 -	22.654	113.5	27.793	13.748	111.6	12.853	26.712	86.9	<b>1:43.760 (1)</b>	<b>86.29</b>		<b>12:11:20.926</b>
13 -	22.655	111.4	27.677	13.950	110.0	12.992	26.966	86.4	1:44.240	85.90	0.480	12:13:05.166
14 -	22.759	<b>113.9</b>										

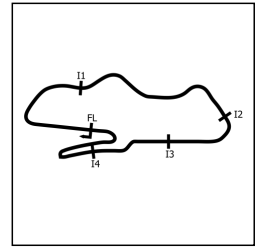
P17 12		Archie HOOPER				Honda - AH Racing						
IDEAL LAP TIME : 1:43.854		BEST LAP TIME : 1:44.181				DIFFERENCE : 0.327						
LAP	SECTOR 1	SECTOR 2	SECTOR 3	SECTOR 4	SECTOR 5	LAP TIME	MPH	DIFF	TIME OF DAY			
1 -	OUTLAP	88.0	30.421	14.407	114.5	13.836	28.312	90.4				11:51:54.007
2 -	23.364	93.7	28.860	13.764	116.1	13.358	27.272	<b>91.1</b>	1:46.618	83.98	2.437	11:53:40.625
3 -	23.332	95.1	28.557	13.873	116.3	13.177	27.708	89.8	1:46.647	83.96	2.466	11:55:27.272
4 -	23.403	92.1	28.653	13.691	116.7	13.259	27.419	90.9	1:46.425	84.13	2.244	11:57:13.697
5 -	22.983	93.8	28.656	13.610	115.9	13.272	27.190	90.4	1:45.711	84.70	1.530	11:58:59.408
6 -	22.868	97.2	28.614	13.676	115.5	13.221	27.372	90.6	1:45.751	84.67	1.570	12:00:45.159
7 -	22.875	97.2	28.462	13.514	115.5	13.182	27.091	89.9	1:45.124	85.17	0.943	12:02:30.283
8 -	22.705	<b>98.6</b>	28.582	13.813	114.7	13.185	27.106	89.7	1:45.391	84.96	1.210	12:04:15.674
9 -	22.740	<b>98.6</b>	<b>28.042</b>	13.609	116.1	13.272	27.150	90.5	1:44.813 (3)	85.43	0.632	12:06:00.487
10 -	<b>22.699</b>	97.6	28.234	13.600	115.9	12.951	26.940	87.9	1:44.424 (2)	85.75	0.243	12:07:44.911
11 -	22.782	98.3	28.445	13.590	115.7	13.203	27.152	89.7	1:45.172	85.14	0.991	12:09:30.083
12 -	22.754	96.2	28.062	13.530	116.1	13.055	<b>26.780</b>	90.9	<b>1:44.181 (1)</b>	<b>85.95</b>		<b>12:11:14.264</b>
13 -	22.966	92.0	28.140	<b>13.499</b>	<b>116.9</b>	<b>12.834</b>	27.687	89.7	1:45.126	85.17	0.945	12:12:59.390
14 -	22.857	94.9	28.862	13.668	116.1	13.189	27.227	89.9	1:45.803	84.63	1.622	12:14:45.193
15 -	22.862	96.6	28.258	14.483	114.5	13.403	27.528	89.1	1:46.534	84.05	2.353	12:16:31.727

P18 65		Lilly RHODES				Honda - Wilson Racing						
IDEAL LAP TIME : 1:45.745		BEST LAP TIME : 1:45.868				DIFFERENCE : 0.123						
LAP	SECTOR 1	SECTOR 2	SECTOR 3	SECTOR 4	SECTOR 5	LAP TIME	MPH	DIFF	TIME OF DAY			
1 -	OUTLAP	88.1	30.714	14.455	<b>115.5</b>	13.596	28.801	<b>89.0</b>				11:51:54.785
2 -	23.389	103.5	29.050	14.042	114.7	<b>12.949</b>	27.818	<b>89.0</b>	1:47.248	83.49	1.380	11:53:42.033
3 -	23.382	100.7	29.123	14.040	113.9	13.188	27.997	88.3	1:47.730	83.11	1.862	11:55:29.763
4 -	23.325	105.0	29.024	13.917	114.7	13.142	27.758	88.4	1:47.166 (3)	83.55	1.298	11:57:16.929
5 -	23.433	105.0	28.904	14.048	112.4	13.364	28.475	86.9	1:48.224	82.74	2.356	11:59:05.153
6 -	23.273	<b>110.3</b>	28.694	13.945	114.1	13.118	27.984	88.0	1:47.014 (2)	83.67	1.146	12:00:52.167
7 -	23.069	109.1	<b>28.365</b>	<b>13.784</b>	114.3	13.068	<b>27.582</b>	87.8	<b>1:45.868 (1)</b>	<b>84.58</b>		<b>12:02:38.035</b>
8 -	<b>23.065</b>	108.0	28.704	13.940	113.7	13.346	29.963	84.9	1:49.018	82.13	3.150	12:04:27.053
9 -	23.567	104.0	28.791	14.128	114.1	13.717	28.489	86.2	1:48.692	82.38	2.824	12:06:15.745
10 -	23.184	106.5	28.677	14.154	112.5	13.293	27.947	87.0	1:47.255	83.48	1.387	12:08:03.000
11 -	23.110	106.5	28.850	13.984	113.7	13.440	28.039	87.1	1:47.423	83.35	1.555	12:09:50.423
12 -	23.294	106.1	28.794	14.157	113.5	13.203	28.004	87.7	1:47.452	83.33	1.584	12:11:37.875
13 -	23.230	108.4	29.139	14.262	114.1	13.360	27.734	87.2	1:47.725	83.12	1.857	12:13:25.600
14 -	23.788	95.4	29.798	14.392	110.0	13.342	28.146	87.6	1:49.466	81.80	3.598	12:15:15.066

# 2026 ZYN British Superbike Championship - Round 2

## R&G Moto4 British Cup

### QUALIFYING - SECTOR ANALYSIS



SECTOR 1 = FL to I1, SECTOR 2 = I1 to I2, SECTOR 3 = I2 to I3, SECTOR 4 = I3 to I4, SECTOR 5 = I4 to FL, DIFF = Difference To Personal Best Lap, P = Crossed Finish Line in Pit Lane, D = Time Disallowed

P19 71		Lucy CURTIS					Honda - Fibre Tec Honda By MLav Racing						
IDEAL LAP TIME : 1:48.618		BEST LAP TIME : 1:48.647					DIFFERENCE : 0.029						
LAP	SECTOR 1	SECTOR 2	SECTOR 3	SECTOR 4	SECTOR 5	LAP TIME	MPH	DIFF	TIME OF DAY				
1 -	OUTLAP	93.9	31.646	14.481	<b>113.5</b>	13.805	28.487	86.2		11:51:59.801			
2 -	23.687	102.1	30.026	14.501	112.2	13.707	28.899	85.8	1:50.820	80.80	2.173	11:53:50.621	
3 -	23.894	100.0	30.119	14.572	112.0	13.771	28.882	85.5	1:51.238	80.49	2.591	11:55:41.859	
4 -	24.419	101.0	30.168	14.480	111.8	13.849	28.478	86.0	1:51.394	80.38	2.747	11:57:33.253	
5 -	24.123	101.9	30.341	14.539	110.5	13.966	28.726	85.3	1:51.695	80.16	3.048	11:59:24.948	
6 -	24.042	102.2	30.076	14.742	110.3	13.972	28.201	85.9	1:51.033	80.64	2.386	12:01:15.981	
7 -	24.357	97.3	30.607	14.749	109.8	13.996	IN PIT		1:52.429	<b>P</b>	3.782	12:03:08.410	
8 -	OUTLAP	100.9	30.366	14.298	112.7	13.754	28.126	85.2	3:15.621	45.77	1:26.974	12:06:24.031	
9 -	<b>23.520</b>	<b>105.5</b>	29.714	14.327	111.4	13.476	<b>27.860</b>	<b>86.3</b>	1:48.897	<b>(2)</b>	82.22	0.250	12:08:12.928
<b>10 -</b>	23.532	105.0	29.679	14.192	112.0	<b>13.379</b>	27.865	<b>86.3</b>	<b>1:48.647</b>	<b>(1)</b>	<b>82.41</b>		<b>12:10:01.575</b>
11 -	23.709	105.1	<b>29.677</b>	14.366	111.2	13.536	27.898	86.1	1:49.186	<b>(3)</b>	82.01	0.539	12:11:50.761
12 -	23.598	103.4	29.949	<b>14.182</b>	113.3	13.878	28.052	85.3	1:49.659	81.65	1.012	12:13:40.420	
13 -	23.895	100.0	30.147	14.302	112.0	13.688	27.904	86.1	1:49.936	81.45	1.289	12:15:30.356	

P20 58		Max RHODES					Honda - Wilson Racing						
IDEAL LAP TIME : 1:48.565		BEST LAP TIME : 1:48.683					DIFFERENCE : 0.118						
LAP	SECTOR 1	SECTOR 2	SECTOR 3	SECTOR 4	SECTOR 5	LAP TIME	MPH	DIFF	TIME OF DAY				
1 -	OUTLAP	88.7	32.976	15.075	108.9	15.587	30.686	85.0				11:52:07.956	
2 -	24.446	94.2	30.912	14.634	109.1	14.747	29.944	85.3	1:54.683	78.08	6.000	11:54:02.639	
3 -	24.306	95.0	30.429	14.607	109.6	14.226	29.285	86.3	1:52.853	79.34	4.170	11:55:55.492	
4 -	24.079	98.8	29.785	14.322	<b>110.1</b>	14.092	28.904	86.1	1:51.182	80.53	2.499	11:57:46.674	
5 -	24.337	98.1	29.898	14.432	109.2	14.048	28.861	85.9	1:51.576	80.25	2.893	11:59:38.250	
6 -	23.810	100.3	29.794	14.252	109.4	13.881	28.647	86.1	1:50.384	81.12	1.701	12:01:28.634	
7 -	23.736	103.0	29.707	14.372	108.5	14.306	28.658	85.4	1:50.779	80.83	2.096	12:03:19.413	
8 -	<b>23.640</b>	<b>105.5</b>	<b>29.331</b>	<b>14.136</b>	109.6	13.731	28.158	<b>87.0</b>	1:48.996	<b>(2)</b>	82.15	0.313	12:05:08.409
9 -	23.744	100.1	29.427	14.596	109.8	13.761	32.001	85.3	1:53.529	78.87	4.846	12:07:01.938	
<b>10 -</b>	23.644	100.3	29.420	14.161	109.8	<b>13.405</b>	<b>28.053</b>	<b>86.0</b>	<b>1:48.683</b>	<b>(1)</b>	<b>82.39</b>		<b>12:08:50.621</b>
11 -	23.780	100.9	29.786	14.484	108.2	13.641	28.550	86.0	1:50.241	<b>(3)</b>	81.22	1.558	12:10:40.862
12 -	23.684	102.1	29.505	14.309	109.2	13.990	29.156	83.0	1:50.644	80.93	1.961	12:12:31.506	
13 -	23.948	100.9	29.477	14.236	109.4	14.430	28.732	85.4	1:50.823	80.79	2.140	12:14:22.329	
14 -	24.238	91.6	30.318	14.585	108.7	14.361	28.760	85.3	1:52.262	79.76	3.579	12:16:14.591	

# 2026 ZYN British Superbike Championship - Round 2

## R&G Moto4 British Cup

### QUALIFYING - BEST SECTORS

SECTOR 1		SECTOR 2		SECTOR 3		SECTOR 4		SECTOR 5		IDEAL / BEST COMPARISON							
POS	NO	TIME	NO	TIME	NO	TIME	NO	TIME	NO	TIME	POS	NO	NAME	IDEAL	BEST	DIFF	
														<b>PERFECT LAP</b>	<b>1:37.931</b>		
1	63	21.457	24	26.134	63	13.096	16	11.796	88	25.448	1	24	FROST	1:38.290	1:38.378	0.088	
2	88	21.601	16	26.224	24	13.124	64	11.820	24	25.517	2	63	DUNABIE	1:38.368	1:38.637	0.269	
3	16	21.609	63	26.278	16	13.130	24	11.829	63	25.666	3	16	BURROWS	1:38.442	1:38.876	0.434	
4	24	21.686	88	26.565	7	13.150	63	11.871	16	25.683	4	88	FOSTER	1:38.801	1:38.870	0.069	
5	15	21.702	31	26.712	64	13.198	31	11.955	15	25.789	5	64	EDMUNDS	1:39.308	1:39.541	0.233	
6	64	21.737	64	26.733	15	13.214	37	11.958	64	25.820	6	15	DAY	1:39.542	1:39.719	0.177	
7	7	21.775	7	26.737	88	13.225	88	11.962	37	25.852	7	7	FITCHETT	1:39.785	1:40.280	0.495	
8	19	21.869	67	26.825	67	13.240	15	11.966	31	25.886	8	37	HOLT	1:40.192	1:41.045	0.853	
9	23	21.907	19	26.865	42	13.296	7	11.979	23	26.068	9	31	McCARTNEY	1:40.206	1:40.318	0.112	
10	37	21.946	15	26.871	19	13.318	78	12.088	42	26.076	10	19	HUMPHRIES	1:40.341	1:40.480	0.139	
11	42	21.954	78	26.902	23	13.321	19	12.191	19	26.098	11	67	BOWES	1:40.514	1:40.903	0.389	
12	67	22.040	23	27.086	37	13.326	67	12.255	7	26.144	12	23	REMESAL-LOMAS	1:40.716	1:40.734	0.018	
13	78	22.048	37	27.110	78	13.389	42	12.261	67	26.154	13	42	TREVORROW	1:40.798	1:40.970	0.172	
14	31	22.192	42	27.211	11	13.460	23	12.334	78	26.419	14	78	WILLIAMS	1:40.846	1:41.137	0.291	
15	11	22.256	11	27.405	31	13.461	11	12.357	11	26.580	15	11	BISHOP	1:42.058	1:42.530	0.472	
16	34	22.619	34	27.639	34	13.482	34	12.769	34	26.671	16	34	CUNNINGHAM	1:43.180	1:43.760	0.580	
17	12	22.699	12	28.042	12	13.499	12	12.834	12	26.780	17	12	HOOPER	1:43.854	1:44.181	0.327	
18	65	23.065	65	28.365	65	13.784	65	12.949	65	27.582	18	65	RHODES	1:45.745	1:45.868	0.123	
19	71	23.520	58	29.331	58	14.136	71	13.379	71	27.860	19	58	RHODES	1:48.565	1:48.683	0.118	
20	58	23.640	71	29.677	71	14.182	58	13.405	58	28.053	20	71	CURTIS	1:48.618	1:48.647	0.029	

# 2026 ZYN British Superbike Championship - Round 2

## R&G Moto4 British Cup

### QUALIFYING - BEST SPEEDS

POS	INTERMEDIATE 1		INTERMEDIATE 2		INTERMEDIATE 3		INTERMEDIATE 4		FINISH LINE						
	NO	NAME	MPH	NO	NAME	MPH	NO	NAME	MPH	NO	NAME	MPH			
1	24	FROST	122.9				37	HOLT	121.7				15	DAY	92.8
2	63	DUNABIE	122.6				7	FITCHETT	121.3				63	DUNABIE	92.1
3	64	EDMUNDS	122.6				63	DUNABIE	120.9				37	HOLT	91.5
4	16	BURROWS	121.1				24	FROST	120.6				88	FOSTER	91.1
5	7	FITCHETT	121.1				88	FOSTER	120.4				19	HUMPHRIES	91.1
6	88	FOSTER	120.9				11	BISHOP	120.4				42	TREVORROW	91.1
7	19	HUMPHRIES	120.4				16	BURROWS	120.0				12	HOOPER	91.1
8	67	BOWES	120.4				15	DAY	120.0				7	FITCHETT	91.0
9	11	BISHOP	120.2				19	HUMPHRIES	120.0				24	FROST	90.9
10	78	WILLIAMS	118.5				67	BOWES	119.6				64	EDMUNDS	90.8
11	42	TREVORROW	118.1				64	EDMUNDS	119.4				11	BISHOP	90.6
12	31	McCARTNEY	117.1				23	REMESAL-LOMAS	118.9				16	BURROWS	90.5
13	15	DAY	115.9				42	TREVORROW	118.9				23	REMESAL-LOMAS	90.5
14	37	HOLT	115.3				31	McCARTNEY	117.9				67	BOWES	89.9
15	23	REMESAL-LOMAS	114.5				34	CUNNINGHAM	117.7				78	WILLIAMS	89.0
16	34	CUNNINGHAM	113.9				12	HOOPER	116.9				65	RHODES	89.0
17	65	RHODES	110.3				78	WILLIAMS	116.1				31	McCARTNEY	88.5
18	71	CURTIS	105.5				65	RHODES	115.5				34	CUNNINGHAM	88.1
19	58	RHODES	105.5				71	CURTIS	113.5				58	RHODES	87.0
20	12	HOOPER	98.6				58	RHODES	110.1				71	CURTIS	86.3

# 2026 ZYN British Superbike Championship - Round 2

## R&G Moto4 British Cup

### QUALIFYING - TOP SPEEDS @ INTERMEDIATE 3

POS	NO	NAME	VEHICLE	TOP 5 SPEEDS (MPH)					AVG	BEST
1	37	HOLT	Honda	121.7	118.9	117.5	117.3		118.9	<b>121.7</b>
2	7	FITCHETT	Honda	121.3	118.9	118.1	117.9	117.3	118.7	<b>121.3</b>
3	63	DUNABIE	Honda	120.9	120.6	120.6	119.8	119.1	120.2	<b>120.9</b>
4	24	FROST	Honda	120.6	118.1	117.9	117.9	117.9	118.5	<b>120.6</b>
5	11	BISHOP	Honda	120.4	119.8	119.1	118.9	118.9	119.4	<b>120.4</b>
6	88	FOSTER	Honda	120.4	116.7	116.5	116.3	115.7	117.1	<b>120.4</b>
7	16	BURROWS	Honda	120.0	118.5	116.5	116.5	116.5	117.6	<b>120.0</b>
8	15	DAY	Honda	120.0	119.6	119.4	118.9	118.7	119.3	<b>120.0</b>
9	19	HUMPHRIES	Honda	120.0	119.8	119.6	118.5	118.5	119.3	<b>120.0</b>
10	67	BOWES	Honda	119.6	118.3	117.9	117.3	116.9	118.0	<b>119.6</b>
11	64	EDMUNDS	Honda	119.4	119.1	118.9	118.7	118.5	118.9	<b>119.4</b>
12	42	TREVORROW	Honda	118.9	118.5	118.3	118.3	118.1	118.4	<b>118.9</b>
13	23	REMESAL-LOMAS	Honda	118.9	118.7	117.9	117.9	117.7	118.2	<b>118.9</b>
14	31	McCARTNEY	Honda	117.9	116.1	115.5	115.1	114.7	115.8	<b>117.9</b>
15	34	CUNNINGHAM	Honda	117.7	115.9	114.5	113.7	112.7	114.9	<b>117.7</b>
16	12	HOOPER	Honda	116.9	116.7	116.3	116.1	116.1	116.4	<b>116.9</b>
17	78	WILLIAMS	Honda	116.1	115.5	115.3	115.1	114.5	115.3	<b>116.1</b>
18	65	RHODES	Honda	115.5	114.7	114.7	114.3	114.1	114.6	<b>115.5</b>
19	71	CURTIS	Honda	113.5	113.3	112.7	112.2	112.0	112.7	<b>113.5</b>
20	58	RHODES	Honda	110.1	109.8	109.8	109.6	109.6	109.8	<b>110.1</b>

# 2026 ZYN British Superbike Championship - Round 2

## R&G Moto4 British Cup

### QUALIFYING - STATISTICS

**Competitors Started** 20  
**Planned Start** 2026-05-16 @ 11:50:00.000  
**Actual Start** 2026-05-16 @ 11:50:00.624  
**Finish Time** 2026-05-16 @ 12:15:00.624  
**Track Length** 2.4873mi.  
**Total Laps** 269  
**Total Distance Covered** 669.0968mi.

### Session Fastest Lap History

NO	NAME	LAP TIME	TIME OF DAY	LAP	VEHICLE
16	Jack BURROWS	1:40.286	11:53:27.294	2	Honda
24	Ryan FROST	1:39.828	11:53:30.663	2	Honda
24	Ryan FROST	1:39.445	11:55:10.108	3	Honda
16	Jack BURROWS	1:39.369	12:00:10.169	6	Honda
63	Jack DUNABIE	1:39.153	12:05:12.238	7	Honda
63	Jack DUNABIE	1:38.801	12:06:51.039	8	Honda
24	Ryan FROST	1:38.754	12:09:36.430	8	Honda
63	Jack DUNABIE	1:38.637	12:15:12.971	13	Honda
24	Ryan FROST	1:38.378	12:16:11.727	12	Honda

### Flag History

TYPE	TIME OF DAY
GREEN	11:50:00.624
FINISH	12:15:00.624

### Flag Statistics

TYPE	COUNT	TOTAL LAPS	TOTAL TIME
Green	1	15	28:21.048
Red	0	0	0.000
Safety Car	0	0	0.000
FCY	0	0	0.000

# 2026 ZYN British Superbike Championship - Round 2

## R&G Moto4 British Cup

### QUALIFYING - SESSION NOTES

TIME	MESSAGE
11:50:19	DROPS OF RAIN IN ALL SECTORS
11:54:29	NO.31 EXCEEDED TRACK LIMITS T4 - LAPTIME CANCELLED
11:55:37	NO.23 EXCEEDED TRACK LIMITS T10 - LAPTIME CANCELLED
11:58:54	NO.37 FALLER AT T12 GODDARDS - RIDER OK
11:59:49	UPDATE: NO.37 - RIDER TO MEDICAL CENTRE
12:01:44	NO.23 EXCEEDED TRACK LIMITS T10 - LAPTIME CANCELLED
12:07:35	NO.31 & 88 EXCEEDED TRACK LIMITS T10 - LAPTIME CANCELLED (12:04:42)
12:12:59	NO.31 EXCEEDED TRACK LIMITS T4 - LAPTIME CANCELLED (12:09:15)
12:14:25	NO.34 FALLER AT T3 CRANER CURVES - RIDER TO MEDICAL CENTRE
12:15:47	NO.42 EXCEEDED TRACK LIMITS T10 - LAPTIME CANCELLED (12:11:55)

# 2026 ZYN British Superbike Championship - Round 2

## R&G Moto4 British Cup

### QUALIFYING - WEATHER CONDITIONS

