

2026 ZYN British Superbike Championship - Round 2

R&G Moto4 British Cup

RACE 1 - CLASSIFICATION

Race Distance: 12 Laps / 29.84 miles



POS	NO	NAME	NAT	ENTRY	LAPS	TIME	GAP	DIFF	MPH	BEST	ON	GRD	↑↓
1	63	Jack DUNABIE	GBR	Honda - Kovara Projects / RS Racing	12	22:21.496			79.99	1:46.705	11	2	1
2	16	Jack BURROWS	GBR	Honda - Burrows Engineering / RK Racing	12	22:25.023	3.527	3.527	79.78	1:47.505	10	4	2
3	24	Ryan FROST	GBR	Honda - Fibre Tec Honda By MLav Racing	12	22:26.283	4.787	1.260	79.71	1:47.838	12	1	-2
4	64	Clayton EDMUNDS	GBR	Honda - City Lifting / RS Racing	12	22:26.366	4.870	0.083	79.70	1:47.760	10	5	1
5	15	Harrison DAY	GBR	Honda - LRA Moto supported by HV Solutions	12	22:27.353	5.857	0.987	79.65	1:48.030	11	6	1
6	31	Henry McCARTNEY	GBR	Honda - Stanford Racing	12	22:32.738	11.242	5.385	79.33	1:49.287	12	8	2
7	88	Mason FOSTER	GBR	Honda - Mortimer Racing	12	22:32.744	11.248	0.006	79.33	1:49.536	10	3	-4
8	7	Luke FITCHETT	GBR	Honda - Kovara Projects / RS Racing	12	22:33.609	12.113	0.865	79.28	1:49.609	10	7	-1
9	19	Tyler HUMPHRIES	GBR	Honda - Fibre Tec Honda By MLav Racing	12	22:41.920	20.424	8.311	78.79	1:51.414	12	9	0
10	78	Joshua WILLIAMS	GBR	Honda - Dunsley Heat Racing	12	22:42.086	20.590	0.166	78.78	1:51.073	5	14	4
11	42	Thorley TREVORROW	GBR	Honda - Fibre Tec Honda By MLav Racing	12	23:05.866	44.370	23.780	77.43	1:51.625	11	12	1
12	34	Charlie CUNNINGHAM	GBR	Honda - Mortimer Racing	12	23:06.422	44.926	0.556	77.40	1:52.589	12	16	4
13	37	Marco HOLT	GBR	Honda - City Lifting / RS Racing	12	23:25.263	1:03.767	18.841	76.36	1:54.334	12	13	0
14	65	Lilly RHODES	GBR	Honda - Wilson Racing	12	23:26.376	1:04.880	1.113	76.30	1:54.669	10	18	4
15	12	Archie HOOPER	GBR	Honda - AH Racing	12	23:41.610	1:20.114	15.234	75.48	1:53.637	12	17	2
16	23	Alex REMESAL-LOMAS	ESP	Honda - Fibre Tec Honda By MLav Racing	12	24:14.712	1:53.216	33.102	73.77	1:59.400	11	10	-6
17	58	Max RHODES	GBR	Honda - Wilson Racing	11	23:12.312	1 Lap	1 Lap	70.64	2:02.202	4	19	2

NOT CLASSIFIED

DNF	71	Lucy CURTIS	GBR	Honda - Fibre Tec Honda By MLav Racing	8	17:07.017	4 Laps	3 Laps	69.61	2:04.726	4	20	
DNF	11	Jensen BISHOP	GBR	Honda - Wilson Racing	5	9:27.842	7 Laps	3 Laps	78.60	1:50.700	5	15	
DNF	67	George BOWES	GBR	Honda - A Edwards Racing	4	7:28.358	8 Laps	1 Lap	79.58	1:49.246	4	11	

FASTEST LAP

63	Jack DUNABIE	GBR	Honda - Kovara Projects / RS Racing	11	1:46.705	83.91 mph	135.05 kph
----	--------------	-----	-------------------------------------	----	----------	-----------	------------

Weather / Track : Rain / Damp

These results are provisional until the conclusion of any judicial and technical matters.

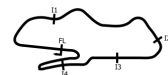
Date: 16/05/2026 Start: 16:51 Finish: 17:13
Donington Park GP: 2.4873 miles

Race Director: Stuart Higgs

Timekeeper: Richard Evans

S. Higgs

R. EVANS



Digitally Approved at 17:27 Saturday, 16 May 2026

Digitally Approved at 17:26 Saturday, 16 May 2026

Results can be found at www.tsl-timing.com

Printed - 17:20 Saturday, 16 May 2026



2026 ZYN British Superbike Championship - Round 2

R&G Moto4 British Cup

RACE 1 - LAP CHART

LAP 1 @ 16:53:27.302

NO	BEHIND	LAP TIME
63		1:52.692
16	1.427	1:54.119
24	2.563	1:55.255
64	3.038	1:55.730
88	3.314	1:56.006
15	4.010	1:56.702
67	4.166	1:56.858
7	4.969	1:57.661
31	5.305	1:57.997
19	5.920	1:58.612
11	6.610	1:59.302
78	7.352	2:00.044
37	8.494	2:01.186
34	9.905	2:02.597
42	10.208	2:02.900
65	11.797	2:04.489
12	13.772	2:06.464
23	14.656	2:07.348
58	15.660	2:08.352
71	20.770	2:13.462

LAP 2 @ 16:55:16.575

NO	BEHIND	LAP TIME
63		1:49.273
16	2.323	1:50.169
24	5.137	1:51.847
64	5.193	1:51.428
88	6.384	1:52.343
67	6.420	1:51.527
15	7.226	1:52.489
7	8.332	1:52.636
31	8.661	1:52.629
19	10.846	1:54.199
11	11.043	1:53.706
78	12.566	1:54.487
37	15.771	1:56.550
34	16.194	1:55.562
42	17.343	1:56.408
65	21.035	1:58.511
12	24.231	1:59.732
23	28.160	2:02.777
58	30.020	2:03.633
71	39.941	2:08.444

LAP 3 @ 16:57:04.938

NO	BEHIND	LAP TIME
63		1:48.363
16	3.659	1:49.699
64	7.650	1:50.820
24	8.611	1:51.837
67	8.784	1:50.727
88	9.797	1:51.776
15	10.295	1:51.432
7	10.760	1:50.791
31	12.306	1:52.008
19	15.392	1:52.909
11	15.514	1:52.834
78	17.468	1:53.265
34	23.175	1:55.344
37	23.651	1:56.243
42	24.107	1:55.127
65	30.891	1:58.219

12	35.257	1:59.389
23	41.987	2:02.190
58	45.697	2:04.040
71	58.349	2:06.771

LAP 4 @ 16:58:52.598

NO	BEHIND	LAP TIME
63		1:47.660
16	5.336	1:49.337
64	9.851	1:49.861
67	10.370	1:49.246
24	11.552	1:50.601
88	13.602	1:51.465
15	13.800	1:51.165
7	14.406	1:51.306
31	16.175	1:51.529
11	19.154	1:51.300
19	20.122	1:52.390
78	22.423	1:52.615
34	30.099	1:54.584
42	31.712	1:55.265
37	32.460	1:56.469
65	41.220	1:57.989
12	46.094	1:58.497
23	54.640	2:00.313
58	1:00.239	2:02.202
71	1:15.415	2:04.726

LAP 5 @ 17:00:40.925

NO	BEHIND	LAP TIME
63		1:48.327
16	6.302	1:49.293
64	10.814	1:49.290
24	13.208	1:49.983
15	15.178	1:49.705
7	16.401	1:50.322
88	16.727	1:51.452
31	18.610	1:50.762
11	21.527	1:50.700
19	24.520	1:52.725
78	25.169	1:51.073
34	35.998	1:54.226
42	37.396	1:54.011
37	42.139	1:58.006
65	49.495	1:56.602
12	55.316	1:57.549
23	1:06.100	1:59.787
58	1:15.010	2:03.098
71	1:32.409	2:05.321

LAP 6 @ 17:02:29.049

NO	BEHIND	LAP TIME
63		1:48.124
16	6.530	1:48.352
64	12.161	1:49.471
24	15.114	1:50.030
15	16.669	1:49.615
7	18.201	1:49.924
88	20.228	1:51.625
31	22.555	1:52.069
19	30.376	1:53.980
78	30.619	1:53.574
34	43.330	1:55.456
42	47.994	1:58.722

37	53.574	1:59.559
65	59.196	1:57.825
12	1:06.767	1:59.575
23	1:18.898	2:00.922
58	1:35.009	2:08.123
71	1:54.058	2:09.773

LAP 7 @ 17:04:35.322

NO	BEHIND	LAP TIME
63		2:06.273
16	0.597	2:00.340
64	0.736	1:54.848
24	1.269	1:52.428
15	2.846	1:52.450
7	3.662	1:51.734
88	6.561	1:52.606
31	9.384	1:53.102
19	19.976	1:55.873
78	21.132	1:56.786
34	33.386	1:56.329
42	38.952	1:57.231
37	45.573	1:58.272
65	49.750	1:56.827
12	1:00.275	1:59.781
23	1:13.643	2:01.018
58	1:38.210	2:09.474
71	1:55.932	2:08.147
SC	6 Laps	2:04.157 P

LAP 8 @ 17:06:46.258

NO	BEHIND	LAP TIME
63		2:10.936
16	0.001	2:10.340
64	0.145	2:10.345
24	0.665	2:10.332
15	0.831	2:08.921
7	0.990	2:08.264
88	1.173	2:05.548
31	1.567	2:03.119
19	3.160	1:54.120
78	4.027	1:53.831
34	19.701	1:57.251
42	24.268	1:56.252
37	31.864	1:57.227
65	34.661	1:55.847
12	47.337	1:57.998
23	1:03.361	2:00.654
58	1:32.745	2:05.471

LAP 9 @ 17:08:35.129

NO	BEHIND	LAP TIME
63		1:48.871
16	0.716	1:49.586
24	1.276	1:49.482
64	1.420	1:50.146
15	1.909	1:49.949
7	2.975	1:50.856
31	3.282	1:50.586
88	3.515	1:51.213
71	1 Lap	2:10.373 P
19	6.547	1:52.258
78	7.021	1:51.865
34	26.366	1:55.536
42	28.231	1:52.834

37	39.008	1:56.015
65	41.076	1:55.286
12	56.090	1:57.624
23	1:14.742	2:00.252

LAP 10 @ 17:10:22.048

NO	BEHIND	LAP TIME
63		1:46.919
16	1.302	1:47.505
64	2.261	1:47.760
24	2.999	1:48.642
15	3.538	1:48.548
7	5.665	1:49.609
88	6.132	1:49.536
31	6.462	1:50.099
19	11.539	1:51.911
78	12.004	1:51.902
58	1 Lap	2:19.661
34	33.756	1:54.309
42	33.808	1:52.496
37	48.319	1:56.230
65	48.826	1:54.669
12	1:05.342	1:56.171
23	1:27.915	2:00.092

LAP 11 @ 17:12:08.753

NO	BEHIND	LAP TIME
63		1:46.705
16	2.139	1:47.542
64	3.642	1:48.086
24	4.302	1:48.008
15	4.863	1:48.030
7	8.632	1:49.672
88	9.030	1:49.603
31	9.308	1:49.551
19	16.363	1:51.529
78	16.628	1:51.329
58	1 Lap	2:02.630
42	38.728	1:51.625
34	39.690	1:52.639
37	56.786	1:55.172
65	57.425	1:55.304
12	1:13.830	1:55.193
23	1:40.610	1:59.400

LAP 12 @ 17:13:56.106

NO	BEHIND	LAP TIME
63		1:47.353
16	3.527	1:48.741
24	4.787	1:47.838
64	4.870	1:48.581
SC	11 Laps	19:55.829 P
15	5.857	1:48.347
31	11.242	1:49.287
88	11.248	1:49.571
7	12.113	1:50.834
19	20.424	1:51.414
78	20.590	1:51.315
42	44.370	1:52.995
34	44.926	1:52.589
58	1 Lap	2:05.628
37	1:03.767	1:54.334
65	1:04.880	1:54.808
12	1:20.114	1:53.637

2026 ZYN British Superbike Championship - Round 2

R&G Moto4 British Cup

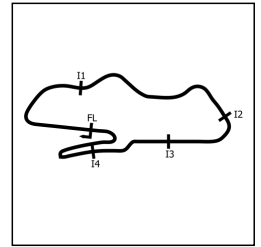
RACE 1 - POSITION CHART

No	Name	Lap Pos	Lap											
			1	2	3	4	5	6	7	8	9	10	11	12
24	FROST	1	63	63	63	63	63	63	63	63	63	63	63	63
63	DUNABIE	2	16	16	16	16	16	16	16	16	16	16	16	16
88	FOSTER	3	24	24	64	64	64	64	64	64	24	64	64	24
16	BURROWS	4	64	64	24	67	24	24	24	24	64	24	24	64
64	EDMUNDS	5	88	88	67	24	15	15	15	15	15	15	15	15
15	DAY	6	15	67	88	88	7	7	7	7	7	7	7	31
7	FITCHETT	7	67	15	15	15	88	88	88	31	88	88	88	88
31	McCARTNEY	8	7	7	7	7	31	31	31	88	31	31	7	7
19	HUMPHRIES	9	31	31	31	31	11	19	19	19	19	19	19	19
23	REMESAL-LOMAS	10	19	19	19	11	19	78	78	78	78	78	78	78
67	BOWES	11	11	11	11	19	78	34	34	34	34	34	42	42
42	TREVORROW	12	78	78	78	78	34	42	42	42	42	42	34	34
37	HOLT	13	37	37	34	34	42	37	37	37	37	37	37	37
78	WILLIAMS	14	34	34	37	42	37	65	65	65	65	65	65	65
11	BISHOP	15	42	42	42	37	65	12	12	12	12	12	12	12
34	CUNNINGHAM	16	65	65	65	65	12	23	23	23	23	23	23	23
12	HOOPER	17	12	12	12	12	23	58	58	58	58	58	58	58
65	RHODES	18	23	23	23	23	58	71	71	71	71	71	71	71
58	RHODES	19	58	58	58	58	71	71	71	71	71	71	71	71
71	CURTIS	20	71	71	71	71	71	71	71	71	71	71	71	71

2026 ZYN British Superbike Championship - Round 2

R&G Moto4 British Cup

RACE 1 - SECTOR ANALYSIS



SECTOR 1 = FL to I1, SECTOR 2 = I1 to I2, SECTOR 3 = I2 to I3, SECTOR 4 = I3 to I4, SECTOR 5 = I4 to FL, DIFF = Difference To Personal Best Lap, P = Crossed Finish Line in Pit Lane, D = Time Disallowed

P1 63		Jack DUNABIE				Honda - Kovara Projects / RS Racing						
IDEAL LAP TIME : 1:46.625		BEST LAP TIME : 1:46.705				DIFFERENCE : 0.080						
LAP	SECTOR 1	SECTOR 2	SECTOR 3	SECTOR 4	SECTOR 5	LAP TIME	MPH	DIFF	TIME OF DAY			
1 -	98.8	29.690	14.525	114.3	13.711	28.441	88.3	1:52.692	79.45	5.987	16:53:27.302	
2 -	23.350	101.8	29.264	14.345	115.1	13.730	28.584	87.4	1:49.273	81.94	2.568	16:55:16.575
3 -	23.188	104.5	29.213	14.284	115.7	13.570	28.108	88.4	1:48.363	82.63	1.658	16:57:04.938
4 -	22.935	110.1	28.994	14.244	115.9	13.455	28.032	87.9	1:47.660	83.17	0.955	16:58:52.598
5 -	23.066	109.6	28.968	14.425	115.5	13.659	28.209	88.1	1:48.327	82.66	1.622	17:00:40.925
6 -	23.077	107.7	29.007	14.272	116.5	13.490	28.278	87.9	1:48.124	82.81	1.419	17:02:29.049
7 -	23.242	100.6	36.983	16.276	102.4	16.677	33.095	85.2	2:06.273	70.91	19.568	17:04:35.322
8 -	27.083	83.5	35.552	15.936	107.5	15.831	36.534	84.3	2:10.936	68.38	24.231	17:06:46.258
9 -	23.803	98.9	29.156	14.150	116.7	13.826	27.936	88.5	1:48.871	82.24	2.166	17:08:35.129
10 -	22.894	106.1	28.721	14.135	117.3	13.357	27.812	88.8	1:46.919 (2)	83.74	0.214	17:10:22.048
11 -	22.905	109.4	28.669	13.966	117.5	13.284	27.881	89.0	1:46.705 (1)	83.91		17:12:08.753
12 -	22.937	107.3	28.746	14.036	117.3	13.355	28.279	86.9	1:47.353 (3)	83.41	0.648	17:13:56.106

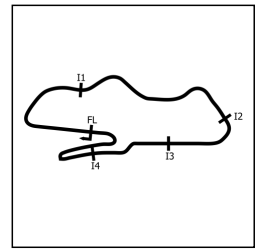
P2 16		Jack BURROWS				Honda - Burrows Engineering / RK Racing						
IDEAL LAP TIME : 1:47.059		BEST LAP TIME : 1:47.505				DIFFERENCE : 0.446						
LAP	SECTOR 1	SECTOR 2	SECTOR 3	SECTOR 4	SECTOR 5	LAP TIME	MPH	DIFF	TIME OF DAY			
1 -	109.2	29.935	14.703	113.7	13.801	29.033	85.5	1:54.119	78.46	6.614	16:53:28.729	
2 -	23.474	109.1	29.651	14.624	112.9	13.604	28.816	85.7	1:50.169	81.27	2.664	16:55:18.898
3 -	23.422	109.2	29.599	14.524	113.7	13.573	28.581	86.1	1:49.699	81.62	2.194	16:57:08.597
4 -	23.234	110.7	29.525	14.570	113.3	13.559	28.449	86.1	1:49.337	81.89	1.832	16:58:57.934
5 -	23.217	110.5	29.501	14.441	113.5	13.594	28.540	86.2	1:49.293	81.93	1.788	17:00:47.227
6 -	23.096	112.9	28.953	14.429	114.3	13.340	28.534	85.5	1:48.352 (3)	82.64	0.847	17:02:35.579
7 -	23.207	112.2	30.779	16.769	103.7	16.506	33.079	83.7	2:00.340	74.40	12.835	17:04:35.919
8 -	26.807	81.5	35.637	16.387	106.8	15.191	36.318	84.5	2:10.340	68.70	22.835	17:06:46.259
9 -	23.943	100.6	29.703	14.324	114.9	13.440	28.176	86.9	1:49.586	81.71	2.081	17:08:35.845
10 -	22.957	112.9	28.669	14.216	114.7	13.287	28.376	86.7	1:47.505 (1)	83.29		17:10:23.350
11 -	23.049	113.3	28.788	14.108	114.3	13.149	28.448	86.4	1:47.542 (2)	83.26	0.037	17:12:10.892
12 -	23.265	112.5	28.954	14.253	114.3	13.497	28.772	84.9	1:48.741	82.34	1.236	17:13:59.633

P3 24		Ryan FROST				Honda - Fibre Tec Honda By MLav Racing						
IDEAL LAP TIME : 1:47.702		BEST LAP TIME : 1:47.838				DIFFERENCE : 0.136						
LAP	SECTOR 1	SECTOR 2	SECTOR 3	SECTOR 4	SECTOR 5	LAP TIME	MPH	DIFF	TIME OF DAY			
1 -	100.7	30.194	14.671	115.3	13.964	29.377	87.6	1:55.255	77.69	7.417	16:53:29.865	
2 -	24.020	95.7	30.046	14.514	114.1	13.937	29.330	85.9	1:51.847	80.05	4.009	16:55:21.712
3 -	23.904	100.7	30.152	14.746	112.4	13.837	29.198	87.3	1:51.837	80.06	3.999	16:57:13.549
4 -	23.861	99.8	29.719	14.280	116.3	13.716	29.025	87.8	1:50.601	80.96	2.763	16:59:04.150
5 -	23.683	101.3	29.791	14.267	113.9	13.563	28.679	87.2	1:49.983	81.41	2.145	17:00:54.133
6 -	23.720	99.1	29.549	14.268	114.7	13.575	28.918	87.6	1:50.030	81.38	2.192	17:02:44.163
7 -	23.809	98.5	29.884	14.395	114.1	14.246	30.094	85.3	1:52.428	79.64	4.590	17:04:36.591
8 -	26.652	85.1	35.632	16.316	106.5	15.278	36.454	86.7	2:10.332	68.70	22.494	17:06:46.923
9 -	23.633	99.5	29.731	14.063	118.9	13.534	28.521	88.4	1:49.482	81.78	1.644	17:08:36.405
10 -	23.515	102.9	29.172	14.064	118.3	13.382	28.509	88.6	1:48.642 (3)	82.42	0.804	17:10:25.047
11 -	23.354	100.6	29.109	14.020	117.5	13.344	28.181	88.8	1:48.008 (2)	82.90	0.170	17:12:13.055
12 -	23.240	104.6	29.039	13.956	118.7	13.286	28.317	88.3	1:47.838 (1)	83.03		17:14:00.893

2026 ZYN British Superbike Championship - Round 2

R&G Moto4 British Cup

RACE 1 - SECTOR ANALYSIS



SECTOR 1 = FL to I1, SECTOR 2 = I1 to I2, SECTOR 3 = I2 to I3, SECTOR 4 = I3 to I4, SECTOR 5 = I4 to FL, DIFF = Difference To Personal Best Lap, P = Crossed Finish Line in Pit Lane, D = Time Disallowed

P4 64 Clayton EDMUNDS		Honda - City Lifting / RS Racing										
IDEAL LAP TIME : 1:47.576		BEST LAP TIME : 1:47.760				DIFFERENCE : 0.184						
LAP	SECTOR 1	SECTOR 2	SECTOR 3	SECTOR 4	SECTOR 5	LAP TIME	MPH	DIFF	TIME OF DAY			
1 -	104.5	30.321	14.869	114.7	13.873	29.446	87.7	1:55.730	77.37	7.970	16:53:30.340	
2 -	23.890	104.0	30.249	14.705	115.1	13.600	28.984	87.9	1:51.428	80.36	3.668	16:55:21.768
3 -	23.639	104.3	30.174	14.703	114.3	13.665	28.639	88.1	1:50.820	80.80	3.060	16:57:12.588
4 -	23.674	104.3	30.115	14.446	114.7	13.361	28.265	88.1	1:49.861	81.50	2.101	16:59:02.449
5 -	23.588	104.2	29.735	14.357	115.7	13.249	28.361	87.6	1:49.290	81.93	1.530	17:00:51.739
6 -	23.551	104.2	29.663	14.282	115.9	13.492	28.483	87.3	1:49.471	81.79	1.711	17:02:41.210
7 -	23.917	103.0	30.325	14.384	116.5	13.739	32.483	84.9	1:54.848	77.96	7.088	17:04:36.058
8 -	26.876	84.6	35.620	16.274	107.3	15.287	36.288	87.8	2:10.345	68.69	22.585	17:06:46.403
9 -	23.698	98.5	29.993	14.199	116.7	13.732	28.524	89.9	1:50.146	81.29	2.386	17:08:36.549
10 -	23.183	107.5	29.189	14.146	115.7	13.253	27.989	88.7	1:47.760 (1)	83.09		17:10:24.309
11 -	23.251	108.7	29.352	14.154	115.7	13.443	27.886	87.8	1:48.086 (2)	82.84	0.326	17:12:12.395
12 -	23.319	107.3	29.394	14.069	116.3	13.302	28.497	89.0	1:48.581 (3)	82.46	0.821	17:14:00.976

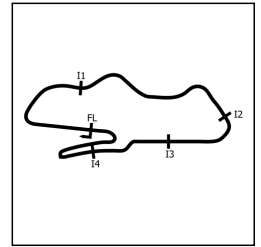
P5 15 Harrison DAY		Honda - LRA Moto supported by HV Solutions										
IDEAL LAP TIME : 1:47.865		BEST LAP TIME : 1:48.030				DIFFERENCE : 0.165						
LAP	SECTOR 1	SECTOR 2	SECTOR 3	SECTOR 4	SECTOR 5	LAP TIME	MPH	DIFF	TIME OF DAY			
1 -	98.2	30.637	14.626	116.7	14.114	29.576	89.4	1:56.702	76.72	8.672	16:53:31.312	
2 -	24.568	98.9	30.442	14.341	116.5	13.971	29.167	89.3	1:52.489	79.60	4.459	16:55:23.801
3 -	23.823	103.0	29.972	14.283	117.7	13.935	29.419	89.7	1:51.432	80.35	3.402	16:57:15.233
4 -	23.850	100.4	29.864	14.414	115.9	13.966	29.071	89.8	1:51.165	80.55	3.135	16:59:06.398
5 -	23.425	101.8	29.517	14.265	116.3	13.904	28.594	89.0	1:49.705	81.62	1.675	17:00:56.103
6 -	23.450	100.7	29.403	14.139	117.1	13.532	29.091	88.5	1:49.615	81.69	1.585	17:02:45.718
7 -	23.759	99.4	30.559	14.305	114.9	14.123	29.704	88.5	1:52.450	79.63	4.420	17:04:38.168
8 -	25.455	89.0	35.894	15.899	105.3	15.287	36.386	89.0	2:08.921	69.45	20.891	17:06:47.089
9 -	23.738	101.8	29.766	13.996	118.5	13.852	28.597	89.7	1:49.949	81.44	1.919	17:08:37.038
10 -	23.411	104.5	29.242	13.998	116.9	13.468	28.429	89.7	1:48.548 (3)	82.49	0.518	17:10:25.586
11 -	23.242	101.9	29.173	14.022	117.7	13.377	28.216	89.8	1:48.030 (1)	82.88		17:12:13.616
12 -	23.261	104.8	29.034	14.002	117.9	13.583	28.467	89.5	1:48.347 (2)	82.64	0.317	17:14:01.963

P6 31 Henry McCARTNEY		Honda - Stanford Racing										
IDEAL LAP TIME : 1:49.176		BEST LAP TIME : 1:49.287				DIFFERENCE : 0.111						
LAP	SECTOR 1	SECTOR 2	SECTOR 3	SECTOR 4	SECTOR 5	LAP TIME	MPH	DIFF	TIME OF DAY			
1 -	98.1	31.020	14.636	113.5	14.242	29.880	85.4	1:57.997	75.88	8.710	16:53:32.607	
2 -	24.354	99.5	30.349	14.674	112.0	14.093	29.159	85.7	1:52.629	79.50	3.342	16:55:25.236
3 -	24.162	101.0	30.468	14.656	112.0	13.737	28.985	85.7	1:52.008	79.94	2.721	16:57:17.244
4 -	24.242	101.3	30.157	14.653	111.8	13.836	28.641	85.5	1:51.529	80.28	2.242	16:59:08.773
5 -	23.892	102.9	29.859	14.527	112.7	13.770	28.714	85.4	1:50.762	80.84	1.475	17:00:59.535
6 -	24.199	100.9	29.964	14.491	112.5	14.109	29.306	85.4	1:52.069	79.90	2.782	17:02:51.604
7 -	24.685	100.0	30.744	14.692	111.8	14.078	28.903	85.7	1:53.102	79.17	3.815	17:04:44.706
8 -	24.175	98.9	31.808	15.936	95.1	15.277	35.923	86.3	2:03.119	72.73	13.832	17:06:47.825
9 -	24.093	102.6	29.830	14.176	115.9	13.526	28.961	86.3	1:50.586	80.97	1.299	17:08:38.411
10 -	23.965	105.1	29.754	14.223	112.9	13.669	28.488	86.7	1:50.099 (3)	81.33	0.812	17:10:28.510
11 -	23.650	105.8	29.566	14.312	116.5	13.583	28.440	87.0	1:49.551 (2)	81.73	0.264	17:12:18.061
12 -	23.602	105.6	29.508	14.203	117.1	13.610	28.364	85.4	1:49.287 (1)	81.93		17:14:07.348

2026 ZYN British Superbike Championship - Round 2

R&G Moto4 British Cup

RACE 1 - SECTOR ANALYSIS



SECTOR 1 = FL to I1, SECTOR 2 = I1 to I2, SECTOR 3 = I2 to I3, SECTOR 4 = I3 to I4, SECTOR 5 = I4 to FL, DIFF = Difference To Personal Best Lap, P = Crossed Finish Line in Pit Lane, D = Time Disallowed

P7 88		Mason FOSTER					Honda - Mortimer Racing					
IDEAL LAP TIME : 1:48.935		BEST LAP TIME : 1:49.536					DIFFERENCE : 0.601					
LAP	SECTOR 1	SECTOR 2	SECTOR 3	SECTOR 4	SECTOR 5	LAP TIME	MPH	DIFF	TIME OF DAY			
1 -	100.9	30.423	14.827	112.4	14.257	29.845	87.9	1:56.006	77.18	6.470	16:53:30.616	
2 -	24.109	98.9	30.324	14.713	112.7	14.264	28.933	87.1	1:52.343	79.70	2.807	16:55:22.959
3 -	23.744	100.7	30.382	14.574	113.1	14.110	28.966	88.0	1:51.776	80.11	2.240	16:57:14.735
4 -	23.770	100.6	30.323	14.579	112.5	14.012	28.781	86.1	1:51.465	80.33	1.929	16:59:06.200
5 -	23.847	99.2	30.040	14.486	114.1	13.971	29.108	87.9	1:51.452	80.34	1.916	17:00:57.652
6 -	23.646	101.9	30.045	14.561	113.5	14.278	29.095	86.1	1:51.625	80.21	2.089	17:02:49.277
7 -	24.048	96.4	30.810	14.756	112.9	14.064	28.928	87.6	1:52.606	79.52	3.070	17:04:41.883
8 -	24.098	95.0	34.329	16.100	88.4	15.150	35.871	89.2	2:05.548	71.32	16.012	17:06:47.431
9 -	23.873	97.2	30.046	14.442	115.5	13.872	28.980	89.2	1:51.213	80.51	1.677	17:08:38.644
10 -	23.352	103.0	29.734	14.252	116.1	13.721	28.477	88.5	1:49.536 (1)	81.74		17:10:28.180
11 -	23.512	101.6	29.824	14.379	114.7	13.870	28.018	89.0	1:49.603 (3)	81.69	0.067	17:12:17.783
12 -	23.428	102.9	29.822	14.184	116.9	13.647	28.490	88.1	1:49.571 (2)	81.72	0.035	17:14:07.354

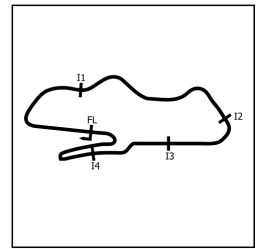
P8 7		Luke FITCHETT					Honda - Kovara Projects / RS Racing					
IDEAL LAP TIME : 1:49.125		BEST LAP TIME : 1:49.609					DIFFERENCE : 0.484					
LAP	SECTOR 1	SECTOR 2	SECTOR 3	SECTOR 4	SECTOR 5	LAP TIME	MPH	DIFF	TIME OF DAY			
1 -	94.6	30.834	14.582	115.1	14.289	29.991	87.9	1:57.661	76.10	8.052	16:53:32.271	
2 -	24.241	101.2	30.323	14.476	115.5	14.026	29.570	87.9	1:52.636	79.49	3.027	16:55:24.907
3 -	23.832	107.2	29.955	14.248	116.3	13.763	28.993	89.0	1:50.791	80.82	1.182	16:57:15.698
4 -	23.706	100.9	29.833	14.314	115.7	14.072	29.381	88.4	1:51.306	80.44	1.697	16:59:07.004
5 -	23.742	103.2	29.600	14.240	116.5	13.755	28.985	88.1	1:50.322	81.16	0.713	17:00:57.326
6 -	23.505	104.0	29.427	14.192	116.3	13.840	28.960	88.4	1:49.924 (3)	81.46	0.315	17:02:47.250
7 -	23.671	103.7	30.109	14.416	115.3	13.998	29.540	88.5	1:51.734	80.14	2.125	17:04:38.984
8 -	24.881	91.5	35.790	15.849	106.3	15.376	36.368	88.8	2:08.264	69.81	18.655	17:06:47.248
9 -	23.886	100.9	29.851	13.988	118.5	13.937	29.194	88.5	1:50.856	80.77	1.247	17:08:38.104
10 -	23.746	103.5	29.488	14.059	116.9	13.669	28.647	88.5	1:49.609 (1)	81.69		17:10:27.713
11 -	23.732	104.2	29.538	14.189	116.5	13.558	28.655	88.6	1:49.672 (2)	81.64	0.063	17:12:17.385
12 -	23.652	104.2	29.751	14.208	115.7	13.661	29.562	82.7	1:50.834	80.79	1.225	17:14:08.219

P9 19		Tyler HUMPHRIES					Honda - Fibre Tec Honda By MLav Racing					
IDEAL LAP TIME : 1:51.163		BEST LAP TIME : 1:51.414					DIFFERENCE : 0.251					
LAP	SECTOR 1	SECTOR 2	SECTOR 3	SECTOR 4	SECTOR 5	LAP TIME	MPH	DIFF	TIME OF DAY			
1 -	93.5	31.230	14.758	115.3	14.104	29.923	87.9	1:58.612	75.49	7.198	16:53:33.222	
2 -	24.662	96.0	30.708	14.799	114.9	14.302	29.728	88.0	1:54.199	78.41	2.785	16:55:27.421
3 -	24.137	98.9	30.478	14.612	115.7	14.198	29.484	87.7	1:52.909	79.30	1.495	16:57:20.330
4 -	24.166	96.9	30.413	14.528	115.9	14.118	29.165	87.8	1:52.390	79.67	0.976	16:59:12.720
5 -	24.050	100.6	30.378	14.588	116.3	14.146	29.563	87.9	1:52.725	79.43	1.311	17:01:05.445
6 -	23.957	97.3	30.814	14.762	115.5	14.280	30.167	87.1	1:53.980	78.56	2.566	17:02:59.425
7 -	25.723	91.4	31.757	14.745	114.9	14.259	29.389	87.3	1:55.873	77.27	4.459	17:04:55.298
8 -	24.395	93.3	31.061	14.622	115.7	14.135	29.907	88.0	1:54.120	78.46	2.706	17:06:49.418
9 -	24.214	96.9	30.363	14.546	115.9	13.959	29.176	85.5	1:52.258	79.76	0.844	17:08:41.676
10 -	24.241	94.2	30.321	14.495	116.5	14.016	28.838	88.1	1:51.911 (3)	80.01	0.497	17:10:33.587
11 -	23.923	95.8	30.227	14.463	116.1	13.939	28.977	87.2	1:51.529 (2)	80.28	0.115	17:12:25.116
12 -	23.986	97.3	30.094	14.488	116.1	13.845	29.001	88.1	1:51.414 (1)	80.37		17:14:16.530

2026 ZYN British Superbike Championship - Round 2

R&G Moto4 British Cup

RACE 1 - SECTOR ANALYSIS



SECTOR 1 = FL to I1, SECTOR 2 = I1 to I2, SECTOR 3 = I2 to I3, SECTOR 4 = I3 to I4, SECTOR 5 = I4 to FL, DIFF = Difference To Personal Best Lap, P = Crossed Finish Line in Pit Lane, D = Time Disallowed

P10 78		Joshua WILLIAMS				Honda - Dunsley Heat Racing						
IDEAL LAP TIME : 1:50.833		BEST LAP TIME : 1:51.073				DIFFERENCE : 0.240						
LAP	SECTOR 1	SECTOR 2	SECTOR 3	SECTOR 4	SECTOR 5	LAP TIME	MPH	DIFF	TIME OF DAY			
1 -	90.9	31.367	15.118	114.1	14.151	30.031	86.9	2:00.044	74.59	8.971	16:53:34.654	
2 -	24.798	102.4	30.869	15.030	113.1	13.845	29.945	87.4	1:54.487	78.21	3.414	16:55:29.141
3 -	24.609	102.1	30.892	14.926	113.7	13.535	29.303	87.6	1:53.265	79.05	2.192	16:57:22.406
4 -	24.452	104.0	30.492	14.915	114.7	13.551	29.205	87.7	1:52.615	79.51	1.542	16:59:15.021
5 -	24.091	106.5	30.128	14.619	115.3	13.386	28.849	88.4	1:51.073 (1)	80.61		17:01:06.094
6 -	23.926	108.9	30.818	14.711	115.5	13.781	30.338	80.6	1:53.574	78.84	2.501	17:02:59.668
7 -	25.859	98.1	31.981	14.782	114.9	13.903	30.261	86.9	1:56.786	76.67	5.713	17:04:56.454
8 -	24.280	103.8	30.919	14.701	115.3	13.761	30.170	87.7	1:53.831	78.66	2.758	17:06:50.285
9 -	24.411	104.2	30.405	14.668	115.3	13.343	29.038	88.5	1:51.865	80.04	0.792	17:08:42.150
10 -	24.052	102.4	30.592	14.679	115.1	13.440	29.139	88.1	1:51.902	80.02	0.829	17:10:34.052
11 -	24.052	105.0	30.293	14.598	115.7	13.332	29.054	88.5	1:51.329 (3)	80.43	0.256	17:12:25.381
12 -	24.081	104.8	30.201	14.616	115.5	13.360	29.057	87.8	1:51.315 (2)	80.44	0.242	17:14:16.696

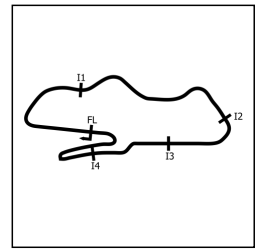
P11 42		Thorley TREVORROW				Honda - Fibre Tec Honda By MLav Racing						
IDEAL LAP TIME : 1:51.601		BEST LAP TIME : 1:51.625				DIFFERENCE : 0.024						
LAP	SECTOR 1	SECTOR 2	SECTOR 3	SECTOR 4	SECTOR 5	LAP TIME	MPH	DIFF	TIME OF DAY			
1 -	91.4	32.611	15.302	114.1	14.650	30.359	86.5	2:02.900	72.85	11.275	16:53:37.510	
2 -	25.401	88.0	32.142	15.027	112.2	14.265	29.573	87.4	1:56.408	76.92	4.783	16:55:33.918
3 -	24.866	91.1	31.966	14.615	114.1	13.920	29.760	87.3	1:55.127	77.77	3.502	16:57:29.045
4 -	24.696	93.3	31.659	15.223	110.7	14.490	29.197	87.2	1:55.265	77.68	3.640	16:59:24.310
5 -	24.689	92.5	31.226	14.670	112.7	14.253	29.173	87.4	1:54.011	78.54	2.386	17:01:18.321
6 -	24.700	89.5	31.920	16.077	109.1	15.289	30.736	85.2	1:58.722	75.42	7.097	17:03:17.043
7 -	25.328	89.1	32.878	14.935	112.4	14.470	29.620	86.2	1:57.231	76.38	5.606	17:05:14.274
8 -	25.182	87.6	32.157	15.095	112.7	14.438	29.380	86.2	1:56.252	77.02	4.627	17:07:10.526
9 -	24.452	92.0	31.113	14.586	113.3	14.001	28.682	87.7	1:52.834 (3)	79.35	1.209	17:09:03.360
10 -	24.357	92.6	31.073	14.446	114.7	13.822	28.798	87.6	1:52.496 (2)	79.59	0.871	17:10:55.856
11 -	24.305	93.9	30.835	14.394	113.7	13.827	28.264	87.7	1:51.625 (1)	80.21		17:12:47.481
12 -	24.286	91.5	31.054	15.055	111.6	13.934	28.666	85.8	1:52.995	79.24	1.370	17:14:40.476

P12 34		Charlie CUNNINGHAM				Honda - Mortimer Racing						
IDEAL LAP TIME : 1:51.692		BEST LAP TIME : 1:52.589				DIFFERENCE : 0.897						
LAP	SECTOR 1	SECTOR 2	SECTOR 3	SECTOR 4	SECTOR 5	LAP TIME	MPH	DIFF	TIME OF DAY			
1 -	84.8	32.259	14.805	111.4	14.752	30.479	84.7	2:02.597	73.03	10.008	16:53:37.207	
2 -	25.153	92.1	30.965	14.715	111.2	14.761	29.968	85.5	1:55.562	77.48	2.973	16:55:32.769
3 -	24.982	90.5	31.119	14.860	109.2	14.489	29.894	84.7	1:55.344	77.63	2.755	16:57:28.113
4 -	24.559	92.1	31.150	14.762	110.0	14.658	29.455	85.3	1:54.584	78.14	1.995	16:59:22.697
5 -	24.275	92.1	30.746	14.782	109.8	14.667	29.756	84.7	1:54.226 (3)	78.39	1.637	17:01:16.923
6 -	24.377	92.6	31.218	15.203	108.5	14.803	29.855	84.7	1:55.456	77.55	2.867	17:03:12.379
7 -	24.806	92.5	32.343	14.751	109.4	14.621	29.808	84.3	1:56.329	76.97	3.740	17:05:08.708
8 -	24.905	92.3	31.855	15.042	110.5	15.202	30.247	84.7	1:57.251	76.36	4.662	17:07:05.959
9 -	24.920	89.5	31.395	14.827	110.1	14.569	29.825	85.2	1:55.536	77.50	2.947	17:09:01.495
10 -	24.396	93.7	30.947	14.725	110.7	14.604	29.637	85.0	1:54.309	78.33	1.720	17:10:55.804
11 -	24.628	91.0	30.948	14.307	112.7	14.144	28.612	86.5	1:52.639 (2)	79.49	0.050	17:12:48.443
12 -	23.991	94.2	30.638	14.945	107.8	14.216	28.799	86.1	1:52.589 (1)	79.53		17:14:41.032

2026 ZYN British Superbike Championship - Round 2

R&G Moto4 British Cup

RACE 1 - SECTOR ANALYSIS



SECTOR 1 = FL to I1, SECTOR 2 = I1 to I2, SECTOR 3 = I2 to I3, SECTOR 4 = I3 to I4, SECTOR 5 = I4 to FL, DIFF = Difference To Personal Best Lap, P = Crossed Finish Line in Pit Lane, D = Time Disallowed

P13 37		Marco HOLT			Honda - City Lifting / RS Racing					
IDEAL LAP TIME :		BEST LAP TIME : 1:54.334			DIFFERENCE :					
LAP	SECTOR 1	SECTOR 2	SECTOR 3	SECTOR 4	SECTOR 5	LAP TIME	MPH	DIFF	TIME OF DAY	
1 -						2:01.186	73.88	6.852	16:53:35.796	
2 -						1:56.550	76.82	2.216	16:55:32.346	
3 -						1:56.243	77.03	1.909	16:57:28.589	
4 -						1:56.469	76.88	2.135	16:59:25.058	
5 -						1:58.006	75.88	3.672	17:01:23.064	
6 -						1:59.559	74.89	5.225	17:03:22.623	
7 -						1:58.272	75.71	3.938	17:05:20.895	
8 -						1:57.227	76.38	2.893	17:07:18.122	
9 -						1:56.015 (3)	77.18	1.681	17:09:14.137	
10 -						1:56.230	77.04	1.896	17:11:10.367	
11 -						1:55.172 (2)	77.74	0.838	17:13:05.539	
12 -						1:54.334 (1)	78.31		17:14:59.873	

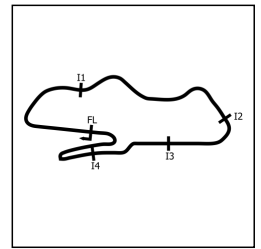
P14 65		Lilly RHODES			Honda - Wilson Racing							
IDEAL LAP TIME : 1:54.291		BEST LAP TIME : 1:54.669			DIFFERENCE : 0.378							
LAP	SECTOR 1	SECTOR 2	SECTOR 3	SECTOR 4	SECTOR 5	LAP TIME	MPH	DIFF	TIME OF DAY			
1 -		84.0	33.002	15.555	111.4	14.691	30.310	86.0	2:04.489	71.92	9.820	16:53:39.099
2 -	25.516	91.6	32.368	15.588	110.5	14.672	30.367	85.5	1:58.511	75.55	3.842	16:55:37.610
3 -	25.349	92.5	32.207	15.553	110.5	14.776	30.334	85.2	1:58.219	75.74	3.550	16:57:35.829
4 -	25.508	92.3	32.552	15.266	111.1	14.442	30.221	86.2	1:57.989	75.89	3.320	16:59:33.818
5 -	25.109	94.7	31.784	15.209	112.0	14.576	29.924	87.0	1:56.602	76.79	1.933	17:01:30.420
6 -	24.824	93.5	32.560	15.389	112.5	14.479	30.573	86.5	1:57.825	75.99	3.156	17:03:28.245
7 -	25.023	93.9	32.280	15.138	112.2	14.387	29.999	86.2	1:56.827	76.64	2.158	17:05:25.072
8 -	24.974	94.6	31.861	15.102	112.4	14.267	29.643	87.0	1:55.847	77.29	1.178	17:07:20.919
9 -	24.894	95.4	31.619	15.118	112.2	14.163	29.492	86.4	1:55.286 (3)	77.67	0.617	17:09:16.205
10 -	24.750	96.6	31.282	14.925	113.5	14.150	29.562	87.6	1:54.669 (1)	78.08		17:11:10.874
11 -	24.852	94.5	31.891	14.973	113.3	14.184	29.404	87.0	1:55.304	77.65	0.635	17:13:06.178
12 -	24.910	96.8	31.547	14.882	113.9	14.242	29.227	87.7	1:54.808 (2)	77.99	0.139	17:15:00.986

P15 12		Archie HOOPER			Honda - AH Racing							
IDEAL LAP TIME : 1:53.637		BEST LAP TIME : 1:53.637			DIFFERENCE : 0.000							
LAP	SECTOR 1	SECTOR 2	SECTOR 3	SECTOR 4	SECTOR 5	LAP TIME	MPH	DIFF	TIME OF DAY			
1 -		79.8	33.273	15.537	110.5	15.355	30.711	87.2	2:06.464	70.80	12.827	16:53:41.074
2 -	26.291	83.6	32.424	15.154	112.2	15.172	30.691	85.8	1:59.732	74.78	6.095	16:55:40.806
3 -	26.009	83.0	32.746	15.047	112.5	15.253	30.334	86.4	1:59.389	75.00	5.752	16:57:40.195
4 -	25.702	82.2	31.933	15.023	112.0	15.092	30.747	85.4	1:58.497	75.56	4.860	16:59:38.692
5 -	25.630	82.9	31.872	15.083	112.4	14.810	30.154	83.2	1:57.549	76.17	3.912	17:01:36.241
6 -	25.693	85.3	33.345	15.263	110.5	15.130	30.144	84.4	1:59.575	74.88	5.938	17:03:35.816
7 -	26.064	81.4	34.321	14.957	113.7	14.509	29.930	86.7	1:59.781	74.75	6.144	17:05:35.597
8 -	25.446	80.2	32.577	15.225	112.4	14.732	30.018	86.4	1:57.998	75.88	4.361	17:07:33.595
9 -	25.257	82.9	32.026	15.231	111.4	14.922	30.188	87.9	1:57.624	76.12	3.987	17:09:31.219
10 -	25.229	84.0	31.698	14.961	113.1	14.682	29.601	87.0	1:56.171 (3)	77.07	2.534	17:11:27.390
11 -	25.212	86.3	31.444	14.795	113.3	14.467	29.275	88.3	1:55.193 (2)	77.73	1.556	17:13:22.583
12 -	24.621	86.3	30.998	14.755	113.5	14.190	29.073	88.1	1:53.637 (1)	78.79		17:15:16.220

2026 ZYN British Superbike Championship - Round 2

R&G Moto4 British Cup

RACE 1 - SECTOR ANALYSIS



SECTOR 1 = FL to I1, SECTOR 2 = I1 to I2, SECTOR 3 = I2 to I3, SECTOR 4 = I3 to I4, SECTOR 5 = I4 to FL, DIFF = Difference To Personal Best Lap, P = Crossed Finish Line in Pit Lane, D = Time Disallowed

P16 23		Alex REMESAL-LOMAS					Honda - Fibre Tec Honda By MLav Racing					
IDEAL LAP TIME : 1:59.090		BEST LAP TIME : 1:59.400					DIFFERENCE : 0.310					
LAP	SECTOR 1	SECTOR 2	SECTOR 3	SECTOR 4	SECTOR 5	LAP TIME	MPH	DIFF	TIME OF DAY			
1 -		84.0	33.876	15.696	113.3	15.350	31.749	85.4	2:07.348	70.31	7.948	16:53:41.958
2 -	26.488	84.3	33.848	15.646	112.2	15.239	31.556	84.5	2:02.777	72.93	3.377	16:55:44.735
3 -	26.306	88.8	33.465	15.817	112.7	15.202	31.400	85.7	2:02.190	73.28	2.790	16:57:46.925
4 -	25.831	91.6	32.916	15.494	112.7	15.159	30.913	85.7	2:00.313	74.42	0.913	16:59:47.238
5 -	25.679	92.4	32.867	15.420	112.9	14.854	30.967	86.4	1:59.787 (2)	74.75	0.387	17:01:47.025
6 -	25.767	88.4	33.598	15.395	112.5	14.982	31.180	85.5	2:00.922	74.05	1.522	17:03:47.947
7 -	25.843	88.3	33.688	15.438	112.9	15.050	30.999	85.8	2:01.018	73.99	1.618	17:05:48.965
8 -	25.785	89.4	33.553	15.494	112.4	14.985	30.837	86.1	2:00.654	74.21	1.254	17:07:49.619
9 -	25.792	90.5	33.084	15.581	111.8	14.823	30.972	85.9	2:00.252	74.46	0.852	17:09:49.871
10 -	25.782	91.9	32.920	15.463	112.9	15.031	30.896	84.4	2:00.092	74.56	0.692	17:11:49.963
11 -	25.539	92.5	33.069	15.489	112.0	14.692	30.611	86.4	1:59.400 (1)	74.99		17:13:49.363
12 -	25.711	88.3	33.206	15.558	112.7	14.678	30.806	85.0	1:59.959 (3)	74.64	0.559	17:15:49.322

P17 58		Max RHODES					Honda - Wilson Racing					
IDEAL LAP TIME : 2:01.497		BEST LAP TIME : 2:02.202					DIFFERENCE : 0.705					
LAP	SECTOR 1	SECTOR 2	SECTOR 3	SECTOR 4	SECTOR 5	LAP TIME	MPH	DIFF	TIME OF DAY			
1 -		82.1	33.686	15.398	108.4	15.543	31.727	84.6	2:08.352	69.76	6.150	16:53:42.962
2 -	26.522	87.2	33.578	15.949	106.6	15.529	32.055	83.3	2:03.633	72.42	1.431	16:55:46.595
3 -	26.482	88.4	34.116	15.917	107.8	15.394	32.131	83.7	2:04.040	72.19	1.838	16:57:50.635
4 -	26.519	87.6	33.350	15.916	106.6	15.065	31.352	83.6	2:02.202 (1)	73.27		16:59:52.837
5 -	26.385	89.1	33.896	15.792	106.5	15.427	31.598	83.2	2:03.098 (3)	72.74	0.896	17:01:55.935
6 -	27.412	82.1	35.750	15.924	106.1	16.360	32.677	81.3	2:08.123	69.88	5.921	17:04:04.058
7 -	28.197	82.7	36.760	16.346	105.8	16.066	32.105	80.7	2:09.474	69.16	7.272	17:06:13.532
8 -	26.922	85.9	34.764	16.278	105.8	15.383	32.124	83.5	2:05.471	71.36	3.269	17:08:19.003
9 -	26.691	88.6	34.680	16.533	105.6	18.968	42.789	84.4	2:19.661	64.11	17.459	17:10:38.664
10 -	26.332	89.9	33.608	15.862	107.3	15.077	31.751	83.3	2:02.630 (2)	73.02	0.428	17:12:41.294
11 -	26.507	88.1	34.371	16.036	105.8	16.242	32.472	83.1	2:05.628	71.27	3.426	17:14:46.922

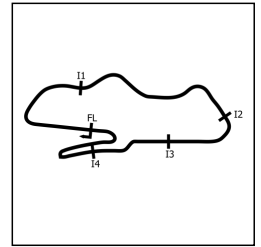
P18 71		Lucy CURTIS					Honda - Fibre Tec Honda By MLav Racing					
IDEAL LAP TIME : 2:04.589		BEST LAP TIME : 2:04.726					DIFFERENCE : 0.137					
LAP	SECTOR 1	SECTOR 2	SECTOR 3	SECTOR 4	SECTOR 5	LAP TIME	MPH	DIFF	TIME OF DAY			
1 -		81.4	35.727	16.295	106.5	15.985	32.799	82.4	2:13.462	67.09	8.736	16:53:48.072
2 -	27.571	85.0	35.406	16.393	107.7	16.332	32.742	82.0	2:08.444	69.71	3.718	16:55:56.516
3 -	27.509	84.6	34.826	16.409	107.5	15.691	32.336	82.6	2:06.771 (3)	70.63	2.045	16:58:03.287
4 -	26.848	87.1	34.541	16.123	107.8	15.389	31.825	83.1	2:04.726 (1)	71.79		17:00:08.013
5 -	26.711	86.7	34.566	16.135	108.2	15.475	32.434	81.2	2:05.321 (2)	71.45	0.595	17:02:13.334
6 -	27.956	86.8	36.332	16.488	107.5	15.755	33.242	79.7	2:09.773	69.00	5.047	17:04:23.107
7 -	27.265	84.8	35.708	16.461	107.2	16.108	32.605	81.1	2:08.147	69.87	3.421	17:06:31.254
8 -	27.576	83.0	35.679	16.428	100.3	16.795	IN PIT		2:10.373 P	68.68	5.647	17:08:41.627

P19 11		Jensen BISHOP					Honda - Wilson Racing					
IDEAL LAP TIME : 1:50.436		BEST LAP TIME : 1:50.700					DIFFERENCE : 0.264					
LAP	SECTOR 1	SECTOR 2	SECTOR 3	SECTOR 4	SECTOR 5	LAP TIME	MPH	DIFF	TIME OF DAY			
1 -		93.7	31.577	14.766	116.7	14.007	29.366	87.8	1:59.302	75.05	8.602	16:53:33.912
2 -	24.436	98.8	30.530	14.632	115.3	14.355	29.753	88.3	1:53.706	78.75	3.006	16:55:27.618
3 -	24.198	102.2	30.375	14.581	117.3	14.241	29.439	88.8	1:52.834 (3)	79.35	2.134	16:57:20.452
4 -	24.351	97.5	30.396	14.285	117.3	13.678	28.590	88.1	1:51.300 (2)	80.45	0.600	16:59:11.752
5 -	23.989	102.2	29.985	14.442	116.1	13.587	28.697	88.5	1:50.700 (1)	80.88		17:01:02.452
6 -	24.043	99.1										

2026 ZYN British Superbike Championship - Round 2

R&G Moto4 British Cup

RACE 1 - SECTOR ANALYSIS



SECTOR 1 = FL to I1, SECTOR 2 = I1 to I2, SECTOR 3 = I2 to I3, SECTOR 4 = I3 to I4, SECTOR 5 = I4 to FL, DIFF = Difference To Personal Best Lap, P = Crossed Finish Line in Pit Lane, D = Time Disallowed

P20 67		George BOWES				Honda - A Edwards Racing						
IDEAL LAP TIME : 1:48.877		BEST LAP TIME : 1:49.246				DIFFERENCE : 0.369						
LAP	SECTOR 1	SECTOR 2	SECTOR 3		SECTOR 4	SECTOR 5	LAP TIME	MPH	DIFF	TIME OF DAY		
1 -	100.1	30.627	14.718	114.9	14.014	29.548	87.7	1:56.858	76.62	7.612	16:53:31.468	
2 -	24.097	102.6	29.835	14.475	116.5	14.183	28.937	85.2	1:51.527 (3)	80.28	2.281	16:55:22.995
3 -	23.847	103.8	29.791	14.417	114.5	13.846	28.826	87.9	1:50.727 (2)	80.86	1.481	16:57:13.722
4 -	23.736	105.0	29.252	14.308	115.3	13.605	28.345	87.7	1:49.246 (1)	81.96		16:59:02.968
5 -	23.427	104.2	29.666	14.321	115.7	13.545						

2026 ZYN British Superbike Championship - Round 2

R&G Moto4 British Cup

RACE 1 - BEST SECTORS

SECTOR 1		SECTOR 2		SECTOR 3		SECTOR 4		SECTOR 5		IDEAL / BEST COMPARISON							
POS	NO	TIME	NO	TIME	NO	TIME	NO	TIME	NO	TIME	POS	NO	NAME	IDEAL	BEST	DIFF	
														PERFECT LAP	1:46.480		
1	63	22.894	63	28.669	24	13.956	16	13.149	63	27.812	1	63	DUNABIE	1:46.625	1:46.705	0.080	
2	16	22.957	16	28.669	63	13.966	64	13.249	64	27.886	2	16	BURROWS	1:47.059	1:47.505	0.446	
3	64	23.183	15	29.034	7	13.988	63	13.284	88	28.018	3	64	EDMUNDS	1:47.576	1:47.760	0.184	
4	24	23.240	24	29.039	15	13.996	24	13.286	16	28.176	4	24	FROST	1:47.702	1:47.838	0.136	
5	15	23.242	64	29.189	64	14.069	78	13.332	24	28.181	5	15	DAY	1:47.865	1:48.030	0.165	
6	88	23.352	67	29.252	16	14.108	15	13.377	15	28.216	6	67	BOWES	1:48.877	1:49.246	0.369	
7	67	23.427	7	29.427	31	14.176	31	13.526	42	28.264	7	88	FOSTER	1:48.935	1:49.536	0.601	
8	7	23.505	31	29.508	88	14.184	67	13.545	67	28.345	8	7	FITCHETT	1:49.125	1:49.609	0.484	
9	31	23.602	88	29.734	11	14.285	7	13.558	31	28.364	9	31	McCARTNEY	1:49.176	1:49.287	0.111	
10	19	23.923	11	29.985	34	14.307	11	13.587	11	28.590	10	11	BISHOP	1:50.436	1:50.700	0.264	
11	78	23.926	19	30.094	67	14.308	88	13.647	34	28.612	11	78	WILLIAMS	1:50.833	1:51.073	0.240	
12	11	23.989	78	30.128	42	14.394	42	13.822	7	28.647	12	19	HUMPHRIES	1:51.163	1:51.414	0.251	
13	34	23.991	34	30.638	19	14.463	19	13.845	19	28.838	13	42	TREVORROW	1:51.601	1:51.625	0.024	
14	42	24.286	42	30.835	78	14.598	34	14.144	78	28.849	14	34	CUNNINGHAM	1:51.692	1:52.589	0.897	
15	12	24.621	12	30.998	12	14.755	65	14.150	12	29.073	15	12	HOOPER	1:53.637	1:53.637	0.000	
16	65	24.750	65	31.282	65	14.882	12	14.190	65	29.227	16	65	RHODES	1:54.291	1:54.669	0.378	
17	23	25.539	23	32.867	23	15.395	23	14.678	23	30.611	17	23	REMESAL-LOMAS	1:59.090	1:59.400	0.310	
18	58	26.332	58	33.350	58	15.398	58	15.065	58	31.352	18	58	RHODES	2:01.497	2:02.202	0.705	
19	71	26.711	71	34.541	71	16.123	71	15.389	71	31.825	19	71	CURTIS	2:04.589	2:04.726	0.137	
20											20	37	HOLT		1:54.334		

2026 ZYN British Superbike Championship - Round 2

R&G Moto4 British Cup

RACE 1 - BEST SPEEDS

POS	INTERMEDIATE 1		INTERMEDIATE 2		INTERMEDIATE 3		INTERMEDIATE 4		FINISH LINE				
	NO	NAME	MPH	NO	NAME	MPH	NO	NAME	MPH	NO	NAME	MPH	
1	16	BURROWS	113.3			24	FROST	118.9			64	EDMUNDS	89.9
2	63	DUNABIE	110.1			15	DAY	118.5			15	DAY	89.8
3	78	WILLIAMS	108.9			7	FITCHETT	118.5			88	FOSTER	89.2
4	64	EDMUNDS	108.7			63	DUNABIE	117.5			63	DUNABIE	89.0
5	7	FITCHETT	107.2			11	BISHOP	117.3			7	FITCHETT	89.0
6	31	McCARTNEY	105.8			31	McCARTNEY	117.1			24	FROST	88.8
7	67	BOWES	105.0			88	FOSTER	116.9			11	BISHOP	88.8
8	15	DAY	104.8			64	EDMUNDS	116.7			78	WILLIAMS	88.5
9	24	FROST	104.6			19	HUMPHRIES	116.5			12	HOOPER	88.3
10	88	FOSTER	103.0			67	BOWES	116.5			19	HUMPHRIES	88.1
11	11	BISHOP	102.2			78	WILLIAMS	115.7			67	BOWES	87.9
12	19	HUMPHRIES	100.6			16	BURROWS	114.9			42	TREVORROW	87.7
13	65	RHODES	96.8			42	TREVORROW	114.7			65	RHODES	87.7
14	34	CUNNINGHAM	94.2			65	RHODES	113.9			31	McCARTNEY	87.0
15	42	TREVORROW	93.9			12	HOOPER	113.7			16	BURROWS	86.9
16	23	REMESAL-LOMAS	92.5			23	REMESAL-LOMAS	113.3			34	CUNNINGHAM	86.5
17	58	RHODES	89.9			34	CUNNINGHAM	112.7			23	REMESAL-LOMAS	86.4
18	71	CURTIS	87.1			58	RHODES	108.4			58	RHODES	84.6
19	12	HOOPER	86.3			71	CURTIS	108.2			71	CURTIS	83.1
20													

2026 ZYN British Superbike Championship - Round 2

R&G Moto4 British Cup

RACE 1 - TOP SPEEDS @ INTERMEDIATE 3

POS	NO	NAME	VEHICLE	TOP 5 SPEEDS (MPH)					AVG	BEST
1	24	FROST	Honda	118.9	118.7	118.3	117.5	116.3	117.9	118.9
2	15	DAY	Honda	118.5	117.9	117.7	117.7	117.1	117.8	118.5
3	7	FITCHETT	Honda	118.5	116.9	116.5	116.5	116.3	116.9	118.5
4	63	DUNABIE	Honda	117.5	117.3	117.3	116.7	116.5	117.0	117.5
5	11	BISHOP	Honda	117.3	117.3	116.7	116.1	115.3	116.5	117.3
6	31	McCARTNEY	Honda	117.1	116.5	115.9	113.5	112.9	115.2	117.1
7	88	FOSTER	Honda	116.9	116.1	115.5	114.7	114.1	115.4	116.9
8	64	EDMUNDS	Honda	116.7	116.5	116.3	115.9	115.7	116.2	116.7
9	67	BOWES	Honda	116.5	115.3	114.9	114.5		115.3	116.5
10	19	HUMPHRIES	Honda	116.5	116.3	116.1	116.1	115.9	116.1	116.5
11	78	WILLIAMS	Honda	115.7	115.5	115.5	115.3	115.3	115.4	115.7
12	16	BURROWS	Honda	114.9	114.7	114.3	114.3	114.3	114.5	114.9
13	42	TREVORROW	Honda	114.7	114.1	114.1	113.7	113.3	114.0	114.7
14	65	RHODES	Honda	113.9	113.5	113.3	112.5	112.4	113.1	113.9
15	12	HOOPER	Honda	113.7	113.5	113.3	113.1	112.5	113.2	113.7
16	23	REMESAL-LOMAS	Honda	113.3	112.9	112.9	112.9	112.7	113.0	113.3
17	34	CUNNINGHAM	Honda	112.7	111.4	111.2	110.7	110.5	111.3	112.7
18	58	RHODES	Honda	108.4	107.8	107.3	106.6	106.6	107.4	108.4
19	71	CURTIS	Honda	108.2	107.8	107.7	107.5	107.5	107.7	108.2

2026 ZYN British Superbike Championship - Round 2

R&G Moto4 British Cup

RACE 1 - FASTEST LAP CLASSIFICATION

POS	RACE POS	NO	NAME	NAT	ENTRY	BEST	ON
1	1	63	Jack DUNABIE	GBR	Honda - Kovara Projects / RS Racing	1:46.705	11
2	2	16	Jack BURROWS	GBR	Honda - Burrows Engineering / RK Racing	1:47.505	10
3	4	64	Clayton EDMUNDS	GBR	Honda - City Lifting / RS Racing	1:47.760	10
4	3	24	Ryan FROST	GBR	Honda - Fibre Tec Honda By MLav Racing	1:47.838	12
5	5	15	Harrison DAY	GBR	Honda - LRA Moto supported by HV Solutions	1:48.030	11
6	20	67	George BOWES	GBR	Honda - A Edwards Racing	1:49.246	4
7	6	31	Henry McCARTNEY	GBR	Honda - Stanford Racing	1:49.287	12
8	7	88	Mason FOSTER	GBR	Honda - Mortimer Racing	1:49.536	10
9	8	7	Luke FITCHETT	GBR	Honda - Kovara Projects / RS Racing	1:49.609	10
10	19	11	Jensen BISHOP	GBR	Honda - Wilson Racing	1:50.700	5
11	10	78	Joshua WILLIAMS	GBR	Honda - Dunsley Heat Racing	1:51.073	5
12	9	19	Tyler HUMPHRIES	GBR	Honda - Fibre Tec Honda By MLav Racing	1:51.414	12
13	11	42	Thorley TREVORROW	GBR	Honda - Fibre Tec Honda By MLav Racing	1:51.625	11
14	12	34	Charlie CUNNINGHAM	GBR	Honda - Mortimer Racing	1:52.589	12
15	15	12	Archie HOOPER	GBR	Honda - AH Racing	1:53.637	12
16	13	37	Marco HOLT	GBR	Honda - City Lifting / RS Racing	1:54.334	12
17	14	65	Lilly RHODES	GBR	Honda - Wilson Racing	1:54.669	10
18	16	23	Alex REMESAL-LOMAS	ESP	Honda - Fibre Tec Honda By MLav Racing	1:59.400	11
19	17	58	Max RHODES	GBR	Honda - Wilson Racing	2:02.202	4
20	18	71	Lucy CURTIS	GBR	Honda - Fibre Tec Honda By MLav Racing	2:04.726	4

2026 ZYN British Superbike Championship - Round 2

R&G Moto4 British Cup

RACE 1 - STATISTICS

Competitors Started	20
Planned Start	2026-05-16 @ 16:50:00.000
Actual Start	2026-05-16 @ 16:51:34.609
Finish Time	2026-05-16 @ 17:13:56.105
Track Length	2.4873mi.
Total Laps	222
Total Distance Covered	552.1914mi.

Session Fastest Lap History

NO	NAME	LAP TIME	TIME OF DAY	LAP	VEHICLE
63	Jack DUNABIE	1:49.273	16:55:16.575	2	Honda
63	Jack DUNABIE	1:48.363	16:57:04.938	3	Honda
63	Jack DUNABIE	1:47.660	16:58:52.598	4	Honda
63	Jack DUNABIE	1:46.919	17:10:22.048	10	Honda
63	Jack DUNABIE	1:46.705	17:12:08.753	11	Honda

Session Leader History

NO	NAME	FROM LAP	LAPS LED	DISTANCE	VEHICLE
63	Jack DUNABIE	1	12	29.81 miles	Honda

Flag History

TYPE	TIME OF DAY
GREEN	16:51:34.609
SAFETY	17:02:06.882
GREEN	17:06:44.806
FINISH	17:13:56.105

Flag Statistics

TYPE	COUNT	TOTAL LAPS	TOTAL TIME
Green	2	10	21:27.730
Red	0	0	0.000
Safety Car	1	2	4:37.923
FCY	0	0	0.000

2026 ZYN British Superbike Championship - Round 2

R&G Moto4 British Cup

RACE 1 - SESSION NOTES

TIME	MESSAGE
16:36:38	WET SIGHTING LAPS 16:38 - 16:46 - NEW RACE DISTANCE 12 LAPS
16:38:04	PITLANE OPEN
16:45:48	NEW RACE DISTANCE 12 LAPS
16:46:01	PITLANE CLOSED
16:46:11	3 MINUTES TO WARM UP LAP
16:48:01	1 MINUTE TO WARM UP LAP
16:48:32	30 SECONDS TO WARM UP LAP
16:48:46	GREEN FLAG - WARM UP LAP
16:50:43	RACE START
16:52:02	NO JUMP STARTS
17:01:19	NO. FALLER AT T12 GODDARDS - RIDER BEING ASSESSED
17:01:24	NO.67 FALLER AT T12 GODDARDS - RIDER BEING ASSESSED
17:01:58	UPDATE: NO.67 - RIDER TO MEDICAL CENTRE
17:02:08	SAFETY CAR
17:03:13	NO.11 FALLER AT T7 MCLEANS - RIDER OK
17:05:40	SAFETY CAR IN THIS LAP
17:06:44	GREEN FLAG
17:06:57	TWO THIRDS DISTANCE COMPLETED
17:10:17	UPDATE:NO.11 - RIDER TO MEDICAL CENTRE
17:13:56	CHEQUERED FLAG
17:16:07	JNR SPORTBIKE: WET SIGHTING LAPS 17:20 - 17: 20 - RACE DISTANCE 9 LAPS
17:16:29	JNR SPORTBIKE: WET SIGHTING LAPS 17:20 - 17: 28 - RACE DISTANCE 9 LAPS

2026 ZYN British Superbike Championship - Round 2

R&G Moto4 British Cup

RACE 1 - WEATHER CONDITIONS

