

2026 ZYN British Superbike Championship - Round 1

R&G Moto4 British Cup



FREE PRACTICE 1 - CLASSIFICATION

POS	NO	NAME	NAT	ENTRY	TIME	ON	LAPS	GAP	DIFF	MPH
1	24	Ryan FROST	GBR	Honda - Fibre Tec Honda By MLav Racing	1:46.666	10	11			90.85
2	63	Jack DUNABIE	GBR	Honda - Kovara Projects / RS Racing	1:46.711	11	12	0.045	0.045	90.81
3	37	Marco HOLT	GBR	Honda - City Lifting / RS Racing	1:47.539	13	13	0.873	0.828	90.11
4	16	Jack BURROWS	GBR	Honda - Burrows Engineering / RK Racing	1:47.840	13	13	1.174	0.301	89.86
5	31	Henry McCARTNEY	GBR	Honda - Stanford Racing	1:48.353	13	13	1.687	0.513	89.44
6	64	Clayton EDMUNDS	GBR	Honda - City Lifting / RS Racing	1:48.368	12	14	1.702	0.015	89.42
7	15	Harrison DAY	GBR	Honda - LRA Moto supported by HV Solutions	1:48.432	12	14	1.766	0.064	89.37
8	78	Joshua WILLIAMS	GBR	Honda - Dunsley Heat Racing	1:48.701	8	12	2.035	0.269	89.15
9	11	Jensen BISHOP	GBR	Honda - Wilson Racing	1:48.713	14	14	2.047	0.012	89.14
10	88	Mason FOSTER	GBR	Honda - Mortimer Racing	1:48.720	13	13	2.054	0.007	89.14
11	27	Hudson COOPER	GBR	Honda - Rides R Us / NW Racing	1:49.102	12	13	2.436	0.382	88.82
12	7	Luke FITCHETT	GBR	Honda - Kovara Projects / RS Racing	1:49.245	13	13	2.579	0.143	88.71
13	67	George BOWES	GBR	Honda - A Edwards Racing	1:49.594	12	12	2.928	0.349	88.42
14	23	Alex REMESAL-LOMAS	ESP	Honda - Fibre Tec Honda By MLav Racing	1:50.428	12	13	3.762	0.834	87.76
15	19	Tyler HUMPHRIES	GBR	Honda - Fibre Tec Honda By MLav Racing	1:50.672	12	13	4.006	0.244	87.56
16	90	Aeziah DIVINE	BMU	Honda - Fibre Tec Honda By MLav Racing	1:50.918	13	13	4.252	0.246	87.37
17	42	Thorley TREVORROW	GBR	Honda - Fibre Tec Honda By MLav Racing	1:51.443	12	12	4.777	0.525	86.96
18	34	Charlie CUNNINGHAM	GBR	Honda - Mortimer Racing	1:54.088	12	12	7.422	2.645	84.94
19	65	Lilly RHODES	GBR	Honda - Wilson Racing	1:55.771	13	13	9.105	1.683	83.71
20	12	Archie HOOPER	GBR	Honda - AH Racing	1:56.020	9	12	9.354	0.249	83.53
QUALIFYING LAPTIME (110.0% of 1:46.666) = 1:57.332										
21	58	Max RHODES	GBR	Honda - Wilson Racing	1:57.838	13	13	11.172	1.818	82.24
22	71	Lucy CURTIS	GBR	Honda - Fibre Tec Honda By MLav Racing	2:01.667	12	12	15.001	3.829	79.65

Weather / Track : Bright / Dry

These results are provisional until the conclusion of any judicial and technical matters.

Date: 02/05/2026 Start: 09:05 Finish: 09:30
Oulton Park International: 2.6920 miles

Race Director: Stuart Higgs

Timekeeper: Richard Evans

S. Higgs

R. EVANS

Digitally Approved at 09:44 Saturday, 02 May 2026

Digitally Approved at 09:39 Saturday, 02 May 2026



Results can be found at www.tsl-timing.com

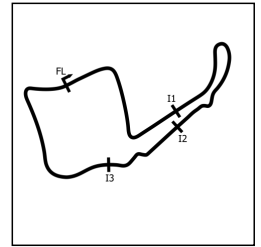
Printed - 09:34 Saturday, 02 May 2026



2026 ZYN British Superbike Championship - Round 1

R&G Moto4 British Cup

FREE PRACTICE 1 - SECTOR ANALYSIS



SECTOR 1 = FL to I1, SECTOR 2 = I1 to I2, SECTOR 3 = I2 to I3, SECTOR 4 = I3 to FL, DIFF = Difference To Personal Best Lap, P = Crossed Finish Line in Pit Lane, D = Time Disallowed

P1 24		Ryan FROST				Honda - Fibre Tec Honda By MLav Racing			
IDEAL LAP TIME : 1:46.641		BEST LAP TIME : 1:46.666				DIFFERENCE : 0.025			
LAP	SECTOR 1	SECTOR 2	SECTOR 3	SECTOR 4	LAP TIME	MPH	DIFF	TIME OF DAY	
1 -	OUTLAP	111.2	32.647	89.5	22.867	98.1	31.320	108.2	09:11:59.653
2 -	27.613	113.5	30.702	94.3	21.714	103.2	30.378	108.5	1:50.407 87.77 3.741 09:13:50.060
3 -	27.155	113.5	30.440	93.4	21.439	103.5	29.975	108.5	1:49.009 88.90 2.343 09:15:39.069
4 -	27.078	112.5	30.339	93.8	21.282	104.0	29.809	108.9	1:48.508 89.31 1.842 09:17:27.577
5 -	26.854	115.3	30.254	94.1	21.753	102.4	30.135	108.4	1:48.996 88.91 2.330 09:19:16.573
6 -	26.900	113.7	30.109	93.8	21.224	103.7	29.819	108.2	1:48.052 89.69 1.386 09:21:04.625
7 -	27.087	113.3	30.076	93.9	21.078	103.8	29.743	109.1	1:47.984 89.74 1.318 09:22:52.609
8 -	26.912	113.5	29.775	94.9	21.204	103.5	29.693	108.9	1:47.584 (3) 90.08 0.918 09:24:40.193
9 -	26.693	113.9	29.666	93.9	20.978	103.7	29.674	109.4	1:47.011 (2) 90.56 0.345 09:26:27.204
10 -	26.582	115.1	29.691	93.8	20.917	104.3	29.476	110.3	1:46.666 (1) 90.85 09:28:13.870
11 -	27.440	112.4	30.189	91.6	21.757	100.7	31.949	105.1	1:51.335 87.04 4.669 09:30:05.205

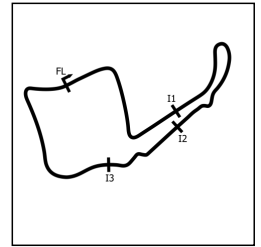
P2 63		Jack DUNABIE				Honda - Kovara Projects / RS Racing			
IDEAL LAP TIME : 1:46.702		BEST LAP TIME : 1:46.711				DIFFERENCE : 0.009			
LAP	SECTOR 1	SECTOR 2	SECTOR 3	SECTOR 4	LAP TIME	MPH	DIFF	TIME OF DAY	
1 -	OUTLAP	111.2	32.103	92.8	22.161	103.2	30.614	109.2	09:07:41.384
2 -	27.813	114.5	30.592	94.6	21.686	104.3	29.965	109.6	1:50.056 88.05 3.345 09:09:31.440
3 -	27.283	114.3	30.291	94.6	21.462	103.8	29.967	109.8	1:49.003 88.90 2.292 09:11:20.443
4 -	27.177	114.5	30.523	94.1	21.567	103.5	30.049	108.9	1:49.316 88.65 2.605 09:13:09.759
5 -	26.995	114.7	30.075	94.5	21.206	104.0	29.727	109.2	1:48.003 89.73 1.292 09:14:57.762
6 -	26.947	114.3	29.922	93.8	21.128	104.3	29.739	109.4	1:47.736 89.95 1.025 09:16:45.498
7 -	27.835	112.0	30.701	94.2	23.833	104.6	29.847	107.3	4:52.216 D 86.36 5.505 09:18:37.714
8 -	27.411	114.7	30.451	94.7	21.303	104.3	IN PIT		1:57.260 P 82.64 10.549 09:20:34.974
9 -	OUTLAP	112.5	30.371	93.8	21.275	103.5	29.784	109.6	4:54.810 32.87 3:08.099 09:25:29.784
10 -	26.889	114.5	29.832	94.5	20.950	104.2	29.540	109.4	1:47.211 (3) 90.39 0.500 09:27:16.995
11 -	26.684	115.7	29.623	94.3	20.922	104.3	29.482	109.6	1:46.711 (1) 90.81 09:29:03.706
12 -	26.675	115.1	29.726	93.5	20.936	104.5	29.762	104.6	1:47.099 (2) 90.48 0.388 09:30:50.805

P3 37		Marco HOLT				Honda - City Lifting / RS Racing			
IDEAL LAP TIME : 1:47.496		BEST LAP TIME : 1:47.539				DIFFERENCE : 0.043			
LAP	SECTOR 1	SECTOR 2	SECTOR 3	SECTOR 4	LAP TIME	MPH	DIFF	TIME OF DAY	
1 -	OUTLAP	107.3	34.295	91.9	22.723	100.1	32.412	107.2	09:07:09.781
2 -	28.857	111.2	31.840	92.9	21.962	102.9	31.072	107.5	1:53.731 85.21 6.192 09:09:03.512
3 -	28.065	112.9	30.797	93.2	21.567	103.2	30.735	108.5	1:51.164 87.18 3.625 09:10:54.676
4 -	27.719	112.2	30.898	94.1	21.222	103.0	30.495	108.5	1:50.334 87.83 2.795 09:12:45.010
5 -	27.203	114.1	30.339	93.7	21.239	103.0	30.356	108.4	1:49.137 (3) 88.79 1.598 09:14:34.147
6 -	27.820	112.0	31.878	93.3	26.459	99.5	IN PIT		2:03.436 P 78.51 15.897 09:16:37.583
7 -	OUTLAP	106.8	31.741	91.6	21.475	102.4	30.492	108.4	3:36.973 44.66 1:49.434 09:20:14.556
8 -	27.118	113.9	30.062	93.9	21.219	103.0	30.090	108.7	1:48.489 (2) 89.32 0.950 09:22:03.045
9 -	27.727	108.9	30.691	90.0	21.571	102.6	30.213	108.4	1:50.202 87.94 2.663 09:23:53.247
10 -	27.958	109.8	30.511	92.1	23.685	100.1	30.436	110.0	4:52.590 D 86.07 5.051 09:25:45.837
11 -	26.850	116.1	30.589	83.1	21.581	102.2	30.165	109.6	1:49.185 88.76 1.646 09:27:35.022
12 -	27.288	113.5	29.812	94.1	20.981	104.3	31.551	108.4	1:49.632 88.39 2.093 09:29:24.654
13 -	26.816	113.5	29.828	93.9	21.008	104.0	29.887	110.7	1:47.539 (1) 90.11 09:31:12.193

2026 ZYN British Superbike Championship - Round 1

R&G Moto4 British Cup

FREE PRACTICE 1 - SECTOR ANALYSIS



SECTOR 1 = FL to I1, SECTOR 2 = I1 to I2 SECTOR 3 = I2 to I3, SECTOR 4 = I3 to FL, DIFF = Difference To Personal Best Lap, P = Crossed Finish Line in Pit Lane, D = Time Disallowed

P4 16		Jack BURROWS				Honda - Burrows Engineering / RK Racing						
IDEAL LAP TIME : 1:47.688		BEST LAP TIME : 1:47.840				DIFFERENCE : 0.152						
LAP	SECTOR 1	SECTOR 2		SECTOR 3		SECTOR 4		LAP TIME	MPH	DIFF	TIME OF DAY	
1 -	OUTLAP	110.5	32.561	88.7	22.166	100.1	31.521	108.0			09:07:05.977	
2 -	27.787	111.1	30.935	91.4	21.436	101.5	30.417	106.0	1:50.575	87.64	2.735	09:08:56.552
3 -	27.194	112.2	30.384	90.9	21.396	102.1	30.095	106.6	1:49.069	88.85	1.229	09:10:45.621
4 -	27.122	111.6	30.180	91.1	21.275	102.1	30.028	105.6	1:48.605 (3)	89.23	0.765	09:12:34.226
5 -	28.060	107.2	30.783	89.0	21.779	100.4	30.029	108.9	1:50.654 D	87.58	2.811	09:14:24.877
6 -	27.331	110.1	30.308	90.9	21.226	101.9	30.159	106.5	1:49.024	88.89	1.184	09:16:13.901
7 -	26.958	112.9	30.649	89.8	25.128	95.8	30.360	107.2	1:53.095 D	85.69	5.255	09:18:06.996
8 -	27.181	113.1	30.504	90.6	21.284	103.4	30.209	107.0	1:49.178	88.76	1.338	09:19:56.174
9 -	26.970	112.0	30.256	90.9	21.118	102.6	30.155	107.0	1:48.499 (2)	89.32	0.659	09:21:44.673
10 -	27.133	112.7	30.887	87.9	21.985	95.8	31.603	106.0	1:51.608	86.83	3.768	09:23:36.281
11 -	27.139	111.8	30.020	92.5	21.484	102.2	IN PIT		1:53.292 P	85.54	5.452	09:25:29.573
12 -	OUTLAP	83.7	33.336	91.4	21.210	102.2	29.856	107.8	3:26.374	46.95	1:38.534	09:28:55.947
13 -	26.796	114.9	30.066	92.5	21.016	102.4	29.962	107.3	1:47.840 (1)	89.86		09:30:43.787

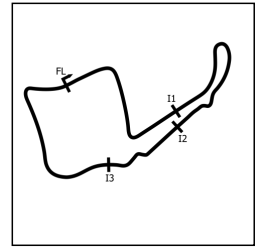
P5 31		Henry McCARTNEY				Honda - Stanford Racing						
IDEAL LAP TIME : 1:48.266		BEST LAP TIME : 1:48.353				DIFFERENCE : 0.087						
LAP	SECTOR 1	SECTOR 2		SECTOR 3		SECTOR 4		LAP TIME	MPH	DIFF	TIME OF DAY	
1 -	OUTLAP	106.1	33.256	88.3	23.518	97.5	32.133	105.0			09:07:05.451	
2 -	28.315	110.0	31.670	90.9	21.805	100.0	30.598	106.0	1:52.388	86.23	4.035	09:08:57.839
3 -	27.734	111.1	30.883	90.0	22.082	99.2	30.531	106.3	1:51.230	87.12	2.877	09:10:49.069
4 -	27.472	111.2	30.676	91.3	21.615	101.5	30.346	105.0	1:50.109	88.01	1.756	09:12:39.178
5 -	27.664	109.4	30.489	90.6	21.607	100.1	30.768	104.8	1:50.528	87.68	2.175	09:14:29.706
6 -	27.765	108.7	30.412	90.3	21.435	100.4	30.382	105.0	1:49.994	88.10	1.641	09:16:19.700
7 -	27.570	109.8	30.202	90.5	21.345	100.9	30.213	105.0	1:49.330	88.64	0.977	09:18:09.030
8 -	27.546	110.5	31.115	87.6	22.462	98.1	IN PIT		1:59.023 P	81.42	10.670	09:20:08.053
9 -	OUTLAP	109.6	31.179	88.0	22.341	100.7	30.689	105.8	3:39.838	44.08	1:51.485	09:23:47.891
10 -	27.284	111.8	30.111	91.3	21.524	100.7	30.159	106.6	1:49.078 (3)	88.84	0.725	09:25:36.969
11 -	27.479	110.7	30.899	89.5	21.540	100.7	30.294	106.1	1:50.212	87.93	1.859	09:27:27.181
12 -	27.249	111.2	30.016	91.6	21.242	101.0	30.101	106.3	1:48.608 (2)	89.23	0.255	09:29:15.789
13 -	27.042	112.0	29.940	92.6	21.329	101.6	30.042	105.5	1:48.353 (1)	89.44		09:31:04.142

P6 64		Clayton EDMUNDS				Honda - City Lifting / RS Racing						
IDEAL LAP TIME : 1:48.072		BEST LAP TIME : 1:48.368				DIFFERENCE : 0.296						
LAP	SECTOR 1	SECTOR 2		SECTOR 3		SECTOR 4		LAP TIME	MPH	DIFF	TIME OF DAY	
1 -	OUTLAP	110.5	32.938	91.3	22.238	101.5	30.996	107.7			09:07:05.793	
2 -	28.220	114.1	31.252	92.1	21.622	101.5	30.726	107.2	1:51.820	86.66	3.452	09:08:57.613
3 -	27.789	112.2	30.791	91.9	22.060	101.3	30.612	107.0	1:51.252	87.11	2.884	09:10:48.865
4 -	27.502	111.6	30.745	92.3	21.619	101.9	30.473	107.5	1:50.339	87.83	1.971	09:12:39.204
5 -	27.939	113.5	30.706	92.6	21.314	102.2	30.422	105.8	1:50.384 D	87.79	2.013	09:14:29.585
6 -	28.573	99.7	31.356	91.8	25.538	96.8	IN PIT		2:03.763 P	78.30	15.395	09:16:33.348
7 -	OUTLAP	111.8	30.427	92.9	21.441	101.6	30.332	106.8	2:04.236	78.00	15.868	09:18:37.584
8 -	27.422	112.4	30.404	92.4	21.609	103.5	29.986	106.1	1:49.421	88.56	1.053	09:20:27.005
9 -	27.293	112.4	30.297	91.9	21.263	101.6	30.125	106.8	1:48.978	88.92	0.610	09:22:15.983
10 -	27.324	112.7	30.313	92.8	21.091	101.9	30.087	107.3	1:48.815	89.06	0.447	09:24:04.798
11 -	27.199	112.4	30.003	92.3	21.227	101.2	30.178	107.3	1:48.607 (3)	89.23	0.239	09:25:53.405
12 -	27.055	113.3	30.195	92.5	21.195	102.4	29.923	107.7	1:48.368 (1)	89.42		09:27:41.773
13 -	27.202	112.4	30.075	92.9	21.463	101.6	30.157	106.3	1:48.897	88.99	0.529	09:29:30.670
14 -	27.217	112.2	30.169	92.3	21.157	101.8	30.057	107.0	1:48.600 (2)	89.23	0.232	09:31:19.270

2026 ZYN British Superbike Championship - Round 1

R&G Moto4 British Cup

FREE PRACTICE 1 - SECTOR ANALYSIS



SECTOR 1 = FL to I1, SECTOR 2 = I1 to I2, SECTOR 3 = I2 to I3, SECTOR 4 = I3 to FL, DIFF = Difference To Personal Best Lap, P = Crossed Finish Line in Pit Lane, D = Time Disallowed

P7 15		Harrison DAY						Honda - LRA Moto supported by HV Solutions			
IDEAL LAP TIME : 1:47.968		BEST LAP TIME : 1:48.432		DIFFERENCE : 0.464							
LAP	SECTOR 1	SECTOR 2		SECTOR 3		SECTOR 4		LAP TIME	MPH	DIFF	TIME OF DAY
1 -	OUTLAP	107.3	35.959	88.8	24.448	98.8	32.547	108.7			09:07:40.942
2 -	29.154	113.5	32.446	90.6	22.545	103.0	31.312	110.0	1:55.457	83.93	7.025 09:09:36.399
3 -	28.358	114.3	31.959	92.8	22.221	103.7	31.003	109.6	1:53.541	85.35	5.109 09:11:29.940
4 -	27.945	114.7	31.401	93.3	22.612	102.9	31.142	108.7	1:53.100	85.68	4.668 09:13:23.040
5 -	27.967	113.7	31.091	94.2	21.900	104.6	30.548	110.0	1:51.506	86.91	3.074 09:15:14.546
6 -	27.594	115.5	31.749	93.4	21.807	104.8	30.834	107.8	1:51.984	86.54	3.552 09:17:06.530
7 -	27.877	113.3	30.762	94.2	21.557	105.0	30.360	109.8	1:50.556	87.65	2.124 09:18:57.086
8 -	27.611	113.9	30.629	94.7	25.623	99.4	31.156	109.8	1:55.019 D	84.25	6.587 09:20:52.105
9 -	27.481	114.9	30.518	94.6	21.601	104.6	30.484	108.5	1:50.084	88.03	1.652 09:22:42.189
10 -	27.216	114.9	30.396	94.2	21.374	105.0	30.182	109.4	1:49.168	88.77	0.736 09:24:31.357
11 -	27.186	115.1	30.234	95.1	21.302	105.3	29.912	110.5	1:48.634 (3)	89.21	0.202 09:26:19.991
12 -	27.110	115.3	30.198	94.6	21.221	105.0	29.903	110.7	1:48.432 (1)	89.37	09:28:08.423
13 -	26.929	115.7	30.210	94.7	21.082	105.0	30.232	110.1	1:48.453 (2)	89.35	0.021 09:29:56.876
14 -	27.054	115.1	30.054	95.0	21.294	104.8	30.298	109.6	1:48.700	89.15	0.268 09:31:45.576

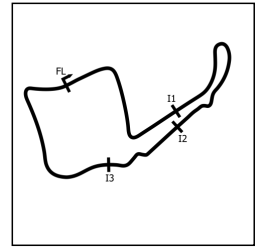
P8 78		Joshua WILLIAMS						Honda - Dunsley Heat Racing			
IDEAL LAP TIME : 1:48.657		BEST LAP TIME : 1:48.701		DIFFERENCE : 0.044							
LAP	SECTOR 1	SECTOR 2		SECTOR 3		SECTOR 4		LAP TIME	MPH	DIFF	TIME OF DAY
1 -	OUTLAP	106.3	34.229	90.3	24.024	98.3	32.274	105.6			09:08:42.936
2 -	29.504	110.5	32.457	90.6	23.274	100.3	31.416	106.3	1:56.651	83.07	7.950 09:10:39.587
3 -	28.166	111.4	31.477	92.6	22.271	101.2	31.068	106.3	1:52.982	85.77	4.281 09:12:32.569
4 -	27.809	111.6	31.160	93.0	22.170	101.6	31.088	106.0	1:52.227	86.35	3.526 09:14:24.796
5 -	27.475	113.5	31.016	92.8	21.795	102.7	30.606	108.0	1:50.892	87.39	2.191 09:16:15.688
6 -	27.345	111.8	30.701	92.5	21.804	103.0	30.703	105.6	1:50.553	87.66	1.852 09:18:06.241
7 -	27.420	111.6	30.389	92.5	21.724	102.1	30.646	108.0	1:50.179 (3)	87.95	1.478 09:19:56.420
8 -	27.046	113.9	30.141	94.2	21.373	103.0	30.141	109.1	1:48.701 (1)	89.15	09:21:45.121
9 -	27.002	114.1	30.456	90.8	21.606	101.3	IN PIT		1:57.547 P	82.44	8.846 09:23:42.668
10 -	OUTLAP	111.6	31.828	91.4	21.931	102.6	32.506	107.2	2:38.188	61.26	49.487 09:26:20.856
11 -	27.368	114.1	31.187	92.6	26.599	100.9	30.648	107.2	1:55.802 D	83.68	7.101 09:28:16.658
12 -	27.119	113.5	30.359	93.5	21.492	102.7	30.448	107.3	1:49.418 (2)	88.57	0.717 09:30:06.076

P9 11		Jensen BISHOP						Honda - Wilson Racing			
IDEAL LAP TIME : 1:48.713		BEST LAP TIME : 1:48.713		DIFFERENCE : 0.000							
LAP	SECTOR 1	SECTOR 2		SECTOR 3		SECTOR 4		LAP TIME	MPH	DIFF	TIME OF DAY
1 -	OUTLAP	111.2	33.495	92.6	23.088	100.4	31.722	107.2			09:07:05.218
2 -	28.387	111.8	32.115	93.5	21.902	103.4	30.498	109.2	1:52.902	85.83	4.189 09:08:58.120
3 -	27.490	115.7	31.157	93.3	22.244	102.4	30.349	109.4	1:51.240	87.12	2.527 09:10:49.360
4 -	27.442	114.3	30.906	94.1	21.655	103.2	30.568	108.7	1:50.571	87.64	1.858 09:12:39.931
5 -	27.562	115.3	30.874	93.7	21.547	103.2	30.397	108.7	1:50.380	87.79	1.667 09:14:30.311
6 -	27.682	113.7	30.787	93.0	24.829	101.0	30.598	107.7	1:53.896 D	85.08	5.183 09:16:24.207
7 -	27.760	113.1	30.843	92.8	21.729	102.4	30.425	106.8	1:50.757	87.50	2.044 09:18:14.964
8 -	27.564	113.5	30.440	93.5	21.433	103.2	30.505	107.3	1:49.942	88.14	1.229 09:20:04.906
9 -	27.539	113.1	30.432	93.5	21.508	102.7	30.067	108.5	1:49.546 (3)	88.46	0.833 09:21:54.452
10 -	27.269	114.3	30.455	94.5	21.476	103.4	30.017	108.2	1:49.217 (2)	88.73	0.504 09:23:43.669
11 -	27.369	113.3	31.428	90.8	26.338	97.8	30.624	108.5	1:55.759 D	83.71	7.046 09:25:39.428
12 -	27.309	114.3	30.752	93.4	24.458	102.2	30.627	107.5	1:53.146 D	85.65	4.433 09:27:32.574
13 -	27.759	112.7	30.835	92.3	21.808	101.9	30.400	107.7	1:50.802	87.46	2.089 09:29:23.376
14 -	27.237	113.9	30.261	93.3	21.384	103.5	29.831	108.7	1:48.713 (1)	89.14	09:31:12.089

2026 ZYN British Superbike Championship - Round 1

R&G Moto4 British Cup

FREE PRACTICE 1 - SECTOR ANALYSIS



SECTOR 1 = FL to I1, SECTOR 2 = I1 to I2 SECTOR 3 = I2 to I3, SECTOR 4 = I3 to FL, DIFF = Difference To Personal Best Lap, P = Crossed Finish Line in Pit Lane, D = Time Disallowed

P10 88		Mason FOSTER				Honda - Mortimer Racing						
IDEAL LAP TIME : 1:48.468		BEST LAP TIME : 1:48.720				DIFFERENCE : 0.252						
LAP	SECTOR 1	SECTOR 2		SECTOR 3		SECTOR 4		LAP TIME	MPH	DIFF	TIME OF DAY	
1 -	OUTLAP	109.4	32.533	89.7	23.753	98.1	31.547	105.5			09:07:39.800	
2 -	28.207	110.9	31.319	91.9	22.130	101.2	30.412	107.3	1:52.068	86.47	3.348	09:09:31.868
3 -	27.263	113.5	30.600	92.3	21.495	100.7	31.270	106.1	1:50.628	87.60	1.908	09:11:22.496
4 -	27.438	112.2	30.374	92.4	21.321	102.1	30.716	105.3	1:49.849	88.22	1.129	09:13:12.345
5 -	27.356	111.6	31.386	89.9	21.629	101.3	30.671	106.5	1:51.042	87.27	2.322	09:15:03.387
6 -	27.422	111.1	30.455	91.6	21.316	102.4	30.234	105.8	1:49.427 (3)	88.56	0.707	09:16:52.814
7 -	27.869	109.4	30.624	90.9	21.729	101.3	IN PIT		1:56.654 P	83.07	7.934	09:18:49.468
8 -	OUTLAP	112.4	30.917	86.7	22.589	102.2	30.541	105.6	3:15.083	49.67	1:26.363	09:22:04.551
9 -	27.320	113.5	30.748	91.3	21.543	102.7	30.428	107.3	1:50.039	88.07	1.319	09:23:54.590
10 -	27.360	112.5	31.192	90.0	21.740	102.6	30.489	105.5	1:50.781	87.48	2.061	09:25:45.371
11 -	27.299	112.4	30.699	86.0	22.525	92.5	30.607	107.7	1:51.130	87.20	2.410	09:27:36.501
12 -	27.080	113.5	30.432	92.1	21.358	102.2	30.254	106.8	1:49.124 (2)	88.81	0.404	09:29:25.625
13 -	27.021	112.4	30.098	92.6	21.115	101.8	30.486	105.1	1:48.720 (1)	89.14		09:31:14.345

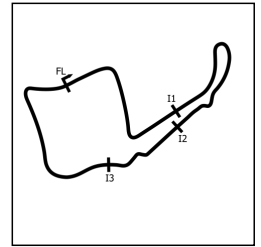
P11 27		Hudson COOPER				Honda - Rides R Us / NW Racing						
IDEAL LAP TIME : 1:48.926		BEST LAP TIME : 1:49.102				DIFFERENCE : 0.176						
LAP	SECTOR 1	SECTOR 2		SECTOR 3		SECTOR 4		LAP TIME	MPH	DIFF	TIME OF DAY	
1 -	OUTLAP	110.5	34.102	91.4	23.964	100.6	32.221	107.5			09:07:18.365	
2 -	29.726	112.4	31.974	93.0	22.521	100.1	31.818	107.2	1:56.039	83.51	6.937	09:09:14.404
3 -	28.365	113.1	31.629	93.4	22.313	101.9	31.142	107.8	1:53.449	85.42	4.347	09:11:07.853
4 -	28.102	113.5	31.440	92.8	22.162	102.2	31.049	107.7	1:52.753	85.95	3.651	09:13:00.606
5 -	28.262	113.3	31.921	93.7	21.944	102.4	IN PIT		1:59.265 P	81.25	10.163	09:14:59.871
6 -	OUTLAP	106.5	31.320	93.7	21.810	103.8	30.410	109.6	3:16.133	49.41	1:27.031	09:18:16.004
7 -	27.473	114.9	30.597	93.5	21.714	103.4	30.233	109.6	1:50.017	88.08	0.915	09:20:06.021
8 -	27.995	113.1	30.614	93.9	21.690	103.4	30.359	109.1	1:50.658	87.57	1.556	09:21:56.679
9 -	27.391	116.1	31.029	94.9	21.547	103.5	30.218	109.2	1:50.185	87.95	1.083	09:23:46.864
10 -	27.400	114.5	30.483	94.1	21.563	103.7	30.041	111.2	4:49.487 D	88.51	0.385	09:25:36.351
11 -	27.256	114.5	30.408	94.2	21.462	103.4	30.027	109.8	1:49.153 (2)	88.78	0.051	09:27:25.504
12 -	27.161	115.1	30.276	95.3	21.502	103.0	30.163	109.2	1:49.102 (1)	88.82		09:29:14.606
13 -	27.163	113.9	30.302	94.3	21.576	102.9	30.479	108.9	1:49.520 (3)	88.48	0.418	09:31:04.126

P12 7		Luke FITCHETT				Honda - Kovara Projects / RS Racing						
IDEAL LAP TIME : 1:48.429		BEST LAP TIME : 1:49.245				DIFFERENCE : 0.816						
LAP	SECTOR 1	SECTOR 2		SECTOR 3		SECTOR 4		LAP TIME	MPH	DIFF	TIME OF DAY	
1 -	OUTLAP	109.2	34.666	89.7	23.245	100.7	32.773	107.2			09:07:10.070	
2 -	28.818	112.5	32.064	92.8	22.123	102.1	30.750	107.5	1:53.755	85.19	4.510	09:09:03.825
3 -	27.875	113.7	31.253	92.9	21.643	102.6	30.517	106.0	1:51.288	87.08	2.043	09:10:55.113
4 -	27.954	113.1	30.625	93.3	21.336	102.9	30.266	108.2	1:50.181	87.95	0.936	09:12:45.294
5 -	27.589	110.9	30.562	92.9	21.297	102.9	30.041	108.5	1:49.489 (3)	88.51	0.244	09:14:34.783
6 -	27.422	114.1	31.336	92.4	26.109	101.9	30.592	107.3	4:55.459 D	83.93	6.214	09:16:30.242
7 -	27.679	112.9	30.664	91.5	21.712	102.1	30.210	107.3	1:50.265	87.89	1.020	09:18:20.507
8 -	27.468	112.4	30.483	93.2	21.556	101.9	30.300	107.5	1:49.807	88.25	0.562	09:20:10.314
9 -	27.418	112.5	30.575	89.2	21.510	102.7	31.277	106.5	1:50.780	87.48	1.535	09:22:01.094
10 -	27.396	112.5	30.274	93.4	21.366	101.5	IN PIT		1:56.025 P	83.52	6.780	09:23:57.119
11 -	OUTLAP	111.6	31.495	91.8	21.673	101.9	30.271	107.7	3:08.316	51.46	1:19.071	09:27:05.435
12 -	27.475	113.3	30.590	93.8	21.306	101.9	30.115	107.5	1:49.486 (2)	88.51	0.241	09:28:54.921
13 -	27.134	112.9	31.090	93.9	21.192	103.4	29.829	107.7	1:49.245 (1)	88.71		09:30:44.166

2026 ZYN British Superbike Championship - Round 1

R&G Moto4 British Cup

FREE PRACTICE 1 - SECTOR ANALYSIS



SECTOR 1 = FL to I1, SECTOR 2 = I1 to I2 SECTOR 3 = I2 to I3, SECTOR 4 = I3 to FL, DIFF = Difference To Personal Best Lap, P = Crossed Finish Line in Pit Lane, D = Time Disallowed

P13 67		George BOWES				Honda - A Edwards Racing						
IDEAL LAP TIME : 1:49.418		BEST LAP TIME : 1:49.594				DIFFERENCE : 0.176						
LAP	SECTOR 1	SECTOR 2		SECTOR 3		SECTOR 4		LAP TIME	MPH	DIFF	TIME OF DAY	
1 -	OUTLAP	110.0	32.313	91.4	23.328	100.9	31.371	106.5			09:07:13.551	
2 -	28.661	111.6	31.246	92.5	21.828	101.5	30.768	106.6	1:52.503	86.14	2.909	09:09:06.054
3 -	27.726	112.4	30.928	92.4	21.641	101.3	30.605	106.3	1:50.900	87.38	1.306	09:10:56.954
4 -	27.772	111.8	30.632	92.3	21.480	101.3	30.462	106.1	1:50.346	87.82	0.752	09:12:47.300
5 -	27.695	111.1	30.518	91.9	21.484	101.6	30.394	106.0	1:50.091 (3)	88.02	0.497	09:14:37.391
6 -	27.545	111.2	30.576	92.3	21.500	101.3	30.456	105.6	1:50.077 (2)	88.04	0.483	09:16:27.468
7 -	27.591	111.2	30.524	92.5	29.162	91.9	IN PIT		2:07.097 P	76.25	17.503	09:18:34.565
8 -	OUTLAP	110.7	31.005	91.9	21.797	101.2	30.742	104.8	5:08.308	31.43	3:18.714	09:23:42.873
9 -	27.624	112.0	31.168	92.4	21.704	101.0	30.588	106.5	1:51.084	87.24	1.490	09:25:33.957
10 -	27.436	112.2	30.988	90.8	21.623	101.3	30.576	105.1	1:50.623	87.60	1.029	09:27:24.580
11 -	27.623	111.1	30.487	92.0	21.636	101.0	30.636	107.3	1:50.382	87.79	0.788	09:29:14.962
12 -	27.255	112.9	30.386	92.8	21.656	102.2	30.297	107.7	1:49.594 (1)	88.42		09:31:04.556

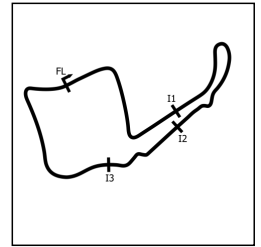
P14 23		Alex REMESAL-LOMAS				Honda - Fibre Tec Honda By MLav Racing						
IDEAL LAP TIME : 1:50.336		BEST LAP TIME : 1:50.428				DIFFERENCE : 0.092						
LAP	SECTOR 1	SECTOR 2		SECTOR 3		SECTOR 4		LAP TIME	MPH	DIFF	TIME OF DAY	
1 -	OUTLAP	97.9	40.491	87.0	26.142	95.3	33.616	106.0			09:07:42.678	
2 -	29.524	111.2	33.375	91.6	23.547	98.3	31.593	107.7	1:58.039	82.10	7.611	09:09:40.717
3 -	28.531	112.9	32.484	92.3	22.659	100.6	31.147	107.3	1:54.821	84.40	4.393	09:11:35.538
4 -	27.986	113.1	31.856	92.0	22.259	101.2	30.803	107.7	1:52.904	85.83	2.476	09:13:28.442
5 -	27.635	113.9	32.562	93.0	22.831	99.8	31.447	105.0	1:54.475	84.65	4.047	09:15:22.917
6 -	27.860	112.7	31.444	91.5	22.162	101.6	31.338	105.1	1:52.804	85.91	2.376	09:17:15.721
7 -	27.764	112.5	31.312	92.5	22.072	101.3	30.604	107.3	1:51.752	86.72	1.324	09:19:07.473
8 -	27.709	112.9	31.208	92.4	21.814	102.2	30.576	107.7	1:51.307	87.06	0.879	09:20:58.780
9 -	27.558	112.7	31.163	92.4	21.941	102.2	30.952	107.0	1:51.614	86.82	1.186	09:22:50.394
10 -	27.583	112.0	31.178	91.9	21.742	102.9	30.539	107.2	1:51.042 (3)	87.27	0.614	09:24:41.436
11 -	27.328	113.5	30.849	91.9	21.716	102.2	30.720	108.0	1:50.613 (2)	87.61	0.185	09:26:32.049
12 -	27.292	114.1	30.906	92.9	21.751	102.1	30.479	108.2	1:50.428 (1)	87.76		09:28:22.477
13 -	31.008	95.7	37.086	75.7	24.575	96.5	32.421	103.8	2:05.090	77.47	14.662	09:30:27.567

P15 19		Tyler HUMPHRIES				Honda - Fibre Tec Honda By MLav Racing						
IDEAL LAP TIME : 1:50.672		BEST LAP TIME : 1:50.672				DIFFERENCE : 0.000						
LAP	SECTOR 1	SECTOR 2		SECTOR 3		SECTOR 4		LAP TIME	MPH	DIFF	TIME OF DAY	
1 -	OUTLAP	108.9	34.113	90.4	23.179	100.0	31.995	106.0			09:08:06.278	
2 -	29.333	111.8	32.455	92.8	22.255	101.5	31.485	107.0	1:55.528	83.88	4.856	09:10:01.806
3 -	28.811	112.0	32.982	94.1	22.456	101.8	31.377	110.0	1:55.626	83.81	4.954	09:11:57.432
4 -	28.269	113.9	31.448	93.9	21.762	102.2	31.039	107.2	1:52.518	86.13	1.846	09:13:49.950
5 -	27.983	114.5	31.174	93.4	21.821	102.7	30.922	108.9	1:51.900	86.60	1.228	09:15:41.850
6 -	27.892	113.7	31.223	93.8	21.703	103.7	30.752	108.5	1:51.570	86.86	0.898	09:17:33.420
7 -	27.806	113.5	31.161	93.3	21.560	103.5	30.666	108.7	1:51.193 (2)	87.15	0.521	09:19:24.613
8 -	27.958	114.1	31.270	93.8	21.615	104.5	30.855	108.7	1:51.698	86.76	1.026	09:21:16.311
9 -	28.311	113.9	31.125	94.3	22.042	98.8	IN PIT		1:59.240 P	81.27	8.568	09:23:15.551
10 -	OUTLAP	108.7	31.519	93.2	21.723	102.7	30.969	108.4	2:50.328	56.89	59.656	09:26:05.879
11 -	28.045	113.9	31.191	94.1	21.546	103.5	30.738	109.1	1:51.520 (3)	86.90	0.848	09:27:57.399
12 -	27.712	115.3	30.914	94.2	21.453	103.4	30.593	108.7	1:50.672 (1)	87.56		09:29:48.071
13 -	27.883	113.1	31.033	94.5	21.556	104.0	31.050	108.4	1:51.522	86.90	0.850	09:31:39.593

2026 ZYN British Superbike Championship - Round 1

R&G Moto4 British Cup

FREE PRACTICE 1 - SECTOR ANALYSIS



SECTOR 1 = FL to I1, SECTOR 2 = I1 to I2 SECTOR 3 = I2 to I3, SECTOR 4 = I3 to FL, DIFF = Difference To Personal Best Lap, P = Crossed Finish Line in Pit Lane, D = Time Disallowed

P16 90		Aeziah DIVINE				Honda - Fibre Tec Honda By MLav Racing			
IDEAL LAP TIME : 1:50.831		BEST LAP TIME : 1:50.918				DIFFERENCE : 0.087			
LAP	SECTOR 1	SECTOR 2	SECTOR 3	SECTOR 4	LAP TIME	MPH	DIFF	TIME OF DAY	
1 -	OUTLAP	108.9	35.942	89.7	23.434	100.1	32.186	107.2	09:08:07.863
2 -	28.812	112.5	32.370	92.8	22.678	101.0	31.241	107.2	1:55.101 84.19 4.183 09:10:02.964
3 -	28.445	112.5	32.042	92.6	22.249	101.3	31.205	106.8	1:53.941 85.05 3.023 09:11:56.905
4 -	28.464	112.5	31.686	93.0	22.187	102.4	30.864	107.3	1:53.201 85.61 2.283 09:13:50.106
5 -	27.964	113.7	31.501	93.3	22.018	102.1	30.613	109.2	1:52.096 86.45 1.178 09:15:42.202
6 -	27.770	114.3	31.562	92.9	21.963	102.6	30.852	107.7	1:52.147 86.41 1.229 09:17:34.349
7 -	27.705	113.3	31.288	92.8	22.040	101.8	30.880	107.8	1:51.913 86.59 0.995 09:19:26.262
8 -	27.666	114.1	31.935	92.8	22.158	101.3	31.109	106.0	1:52.868 85.86 1.950 09:21:19.130
9 -	27.916	112.5	31.380	93.0	21.956	101.6	IN PIT		1:57.791 P 82.27 6.873 09:23:16.921
10 -	OUTLAP	110.7	31.655	92.5	21.914	101.2	30.865	108.2	2:49.875 57.04 58.957 09:26:06.796
11 -	27.825	112.9	31.302	93.7	21.826	101.9	30.768	108.0	1:51.721 (3) 86.74 0.803 09:27:58.517
12 -	27.615	113.7	30.923	93.3	21.811	101.8	30.585	108.0	1:50.934 (2) 87.36 0.016 09:29:49.451
13 -	27.567	113.3	30.903	92.8	21.776	101.9	30.672	108.2	1:50.918 (1) 87.37 09:31:40.369

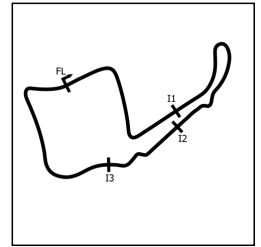
P17 42		Thorley TREVORROW				Honda - Fibre Tec Honda By MLav Racing			
IDEAL LAP TIME : 1:51.365		BEST LAP TIME : 1:51.443				DIFFERENCE : 0.078			
LAP	SECTOR 1	SECTOR 2	SECTOR 3	SECTOR 4	LAP TIME	MPH	DIFF	TIME OF DAY	
1 -	OUTLAP	108.2	34.686	89.9	23.399	98.3	32.361	106.0	09:08:07.247
2 -	28.677	112.4	32.434	92.0	22.429	101.3	31.365	108.5	1:54.905 84.34 3.462 09:10:02.152
3 -	28.615	113.3	32.284	91.9	22.711	98.1	31.595	107.5	1:55.205 84.12 3.762 09:11:57.357
4 -	28.452	113.9	31.865	92.3	22.070	100.1	31.099	107.7	1:53.486 85.39 2.043 09:13:50.843
5 -	28.175	112.0	31.543	93.7	21.964	101.6	31.074	107.8	1:52.756 (3) 85.94 1.313 09:15:43.599
6 -	27.806	112.4	31.385	92.4	25.391	99.8	31.758	106.6	1:56.340 D 83.30 4.897 09:17:39.939
7 -	28.489	111.8	31.718	91.8	22.163	99.7	31.364	107.5	1:53.734 85.21 2.291 09:19:33.673
8 -	28.056	111.6	31.280	92.3	22.085	100.9	31.214	107.5	1:52.635 (2) 86.04 1.192 09:21:26.308
9 -	28.382	112.0	32.382	87.6	22.424	100.3	IN PIT		2:01.911 P 79.49 10.468 09:23:28.219
10 -	OUTLAP	109.4	31.844	91.3	22.090	100.4	31.342	106.5	2:50.346 56.89 58.903 09:26:18.565
11 -	29.453	113.1	31.938	92.6	22.166	99.5	31.393	106.1	1:54.950 D 84.30 3.507 09:28:13.515
12 -	27.884	114.9	30.861	93.0	21.752	101.9	30.946	107.2	1:51.443 (1) 86.96 09:30:04.958

P18 34		Charlie CUNNINGHAM				Honda - Mortimer Racing			
IDEAL LAP TIME : 1:54.088		BEST LAP TIME : 1:54.088				DIFFERENCE : 0.000			
LAP	SECTOR 1	SECTOR 2	SECTOR 3	SECTOR 4	LAP TIME	MPH	DIFF	TIME OF DAY	
1 -	OUTLAP	107.8	37.073	89.2	24.765	98.5	33.969	104.5	09:07:18.905
2 -	30.638	109.1	34.477	90.8	24.234	100.1	33.983	104.6	2:03.332 78.57 9.244 09:09:22.237
3 -	30.274	108.9	34.335	91.4	24.233	100.0	33.168	105.6	2:02.010 79.43 7.922 09:11:24.247
4 -	30.043	109.1	34.228	91.4	23.651	101.2	32.618	105.0	2:00.540 80.39 6.452 09:13:24.787
5 -	29.770	108.9	33.779	91.8	22.694	99.5	32.348	104.5	1:58.591 81.72 4.503 09:15:23.378
6 -	29.213	109.4	33.045	90.1	22.944	100.9	32.093	104.8	1:57.295 82.62 3.207 09:17:20.673
7 -	28.932	108.9	32.992	91.5	24.188	96.8	33.378	104.3	1:59.490 81.10 5.402 09:19:20.163
8 -	29.101	108.5	32.981	90.3	22.667	100.3	IN PIT		2:04.345 P 77.93 10.257 09:21:24.508
9 -	OUTLAP	108.2	33.113	88.4	22.962	99.7	32.121	103.8	3:48.084 42.49 1:53.996 09:25:12.592
10 -	29.169	108.4	33.054	90.9	22.721	99.7	31.677	104.8	1:56.621 (3) 83.10 2.533 09:27:09.213
11 -	28.893	109.6	32.503	90.1	22.525	99.8	31.568	104.3	1:55.489 (2) 83.91 1.401 09:29:04.702
12 -	28.283	110.9	32.048	90.3	22.331	100.3	31.426	105.3	1:54.088 (1) 84.94 09:30:58.790

2026 ZYN British Superbike Championship - Round 1

R&G Moto4 British Cup

FREE PRACTICE 1 - SECTOR ANALYSIS



SECTOR 1 = FL to I1, SECTOR 2 = I1 to I2 SECTOR 3 = I2 to I3, SECTOR 4 = I3 to FL, DIFF = Difference To Personal Best Lap, P = Crossed Finish Line in Pit Lane, D = Time Disallowed

P19 65		Lilly RHODES				Honda - Wilson Racing						
IDEAL LAP TIME : 1:55.394		BEST LAP TIME : 1:55.771				DIFFERENCE : 0.377						
LAP	SECTOR 1	SECTOR 2	SECTOR 3	SECTOR 4	LAP TIME	MPH	DIFF	TIME OF DAY				
1 -	OUTLAP	106.8	35.786	90.4	24.366	98.2	33.976	105.5	09:07:14.538			
2 -	30.114	110.3	33.754	90.4	24.056	97.9	33.100	104.2	2:01.024	80.07	5.253	09:09:15.562
3 -	29.771	110.3	33.661	89.8	23.388	98.2	32.823	105.5	1:59.643	81.00	3.872	09:11:15.205
4 -	29.724	109.6	33.195	91.9	23.336	99.7	32.699	104.0	1:58.954	81.47	3.183	09:13:14.159
5 -	29.424	109.8	33.339	89.7	22.900	99.7	32.285	105.3	1:57.948	82.16	2.177	09:15:12.107
6 -	29.595	107.3	33.886	90.3	30.709	97.8	32.535	104.2	2:06.725	76.47	10.954	09:17:18.832
7 -	29.458	110.5	33.992	89.2	24.172	96.5	IN PIT		2:08.740	P	12.969	09:19:27.572
8 -	OUTLAP	109.8	33.308	90.6	22.827	99.4	32.469	104.5	2:15.225	71.66	19.454	09:21:42.797
9 -	29.382	109.6	32.717	92.1	22.967	99.5	31.709	104.6	1:56.775	82.99	1.004	09:23:39.572
10 -	29.319	111.4	32.599	91.4	22.855	100.4	31.913	106.6	1:56.686	(3)	83.05	09:25:36.258
11 -	28.521	113.3	32.488	91.5	23.322	100.7	32.020	104.6	1:56.351	(2)	83.29	09:27:32.609
12 -	30.162	106.8	32.932	90.8	22.845	99.2	32.398	106.3	1:58.337	81.89	2.566	09:29:30.946
13 -	28.694	111.1	32.392	90.5	22.772	99.7	31.913	106.6	1:55.771	(1)	83.71	09:31:26.717

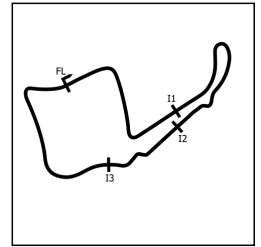
P20 12		Archie HOOPER				Honda - AH Racing						
IDEAL LAP TIME : 1:55.612		BEST LAP TIME : 1:56.020				DIFFERENCE : 0.408						
LAP	SECTOR 1	SECTOR 2	SECTOR 3	SECTOR 4	LAP TIME	MPH	DIFF	TIME OF DAY				
1 -	OUTLAP	109.1	35.515	90.5	23.998	94.6	33.445	105.5	09:07:13.080			
2 -	30.703	111.2	34.037	91.3	23.614	98.5	32.981	104.6	2:01.335	79.87	5.315	09:09:14.415
3 -	30.104	110.5	33.280	92.3	23.369	98.1	32.675	106.5	1:59.428	81.14	3.408	09:11:13.843
4 -	29.804	110.9	33.957	91.4	23.121	99.7	IN PIT		2:07.939	P	11.919	09:13:21.782
5 -	OUTLAP	110.5	33.476	92.6	22.803	99.4	32.879	105.3	2:46.559	58.18	50.539	09:16:08.341
6 -	29.772	110.0	33.732	90.6	22.721	98.6	32.669	107.7	1:58.894	81.51	2.874	09:18:07.235
7 -	29.028	111.4	33.176	92.5	23.035	98.8	32.654	104.5	1:57.893	82.20	1.873	09:20:05.128
8 -	29.072	112.4	32.486	92.9	22.619	100.7	32.213	106.8	1:56.390	(2)	83.26	09:22:01.518
9 -	28.870	112.9	32.894	92.5	22.613	101.0	31.643	107.7	1:56.020	(1)	83.53	09:23:57.538
10 -	28.984	112.2	33.762	91.8	22.988	97.3	IN PIT		2:05.960	P	76.93	09:26:03.498
11 -	OUTLAP	111.1	33.635	89.7	22.886	101.2	32.022	106.5	2:48.696	57.44	52.676	09:28:52.194
12 -	29.217	110.9	32.894	92.9	22.776	99.7	32.018	108.0	1:56.905	(3)	82.89	09:30:49.099

P21 58		Max RHODES				Honda - Wilson Racing							
IDEAL LAP TIME : 1:57.658		BEST LAP TIME : 1:57.838				DIFFERENCE : 0.180							
LAP	SECTOR 1	SECTOR 2	SECTOR 3	SECTOR 4	LAP TIME	MPH	DIFF	TIME OF DAY					
1 -	OUTLAP	105.5	36.843	88.6	24.976	96.5	34.313	103.7	09:07:17.775				
2 -	31.091	108.7	34.734	89.3	24.141	98.1	34.027	104.5	2:03.993	78.16	6.155	09:09:21.768	
3 -	30.202	107.7	34.629	89.7	24.081	94.6	33.353	103.8	2:02.265	79.26	4.427	09:11:24.033	
4 -	29.995	107.3	34.155	90.0	23.561	97.9	32.857	103.5	2:00.568	80.38	2.730	09:13:24.601	
5 -	29.796	107.5	33.846	88.7	23.222	98.6	33.538	103.5	2:00.402	80.49	2.564	09:15:25.003	
6 -	29.574	107.7	33.705	90.0	23.223	99.1	32.856	103.8	1:59.358	81.19	1.520	09:17:24.361	
7 -	29.596	107.5	33.594	90.3	23.056	99.5	32.746	101.8	1:58.992	81.44	1.154	09:19:23.353	
8 -	29.417	106.6	34.076	90.4	23.919	94.2	33.488	103.5	2:00.900	80.15	3.062	09:21:24.253	
9 -	30.035	107.2	33.551	88.0	23.408	99.2	32.924	99.1	1:59.918	80.81	2.080	09:23:24.171	
10 -	29.945	107.5	33.525	89.7	22.900	99.4	32.594	104.0	1:58.964	(3)	81.46	09:25:23.135	
11 -	29.354	107.8	33.782	90.0	43.976	94.3	33.188	104.2	2:20.300	D	69.07	22.462	09:27:43.435
12 -	29.273	108.5	33.404	89.7	23.268	98.6	32.337	104.3	1:58.282	(2)	81.93	0.444	09:29:41.717
13 -	29.413	107.7	33.225	89.8	22.940	98.5	32.260	104.0	1:57.838	(1)	82.24	09:31:39.555	

2026 ZYN British Superbike Championship - Round 1

R&G Moto4 British Cup

FREE PRACTICE 1 - SECTOR ANALYSIS



SECTOR 1 = FL to I1, SECTOR 2 = I1 to I2 SECTOR 3 = I2 to I3, SECTOR 4 = I3 to FL, DIFF = Difference To Personal Best Lap, P = Crossed Finish Line in Pit Lane, D = Time Disallowed

P22 71		Lucy CURTIS				Honda - Fibre Tec Honda By MLav Racing					
IDEAL LAP TIME : 2:01.547		BEST LAP TIME : 2:01.667				DIFFERENCE : 0.120					
LAP	SECTOR 1	SECTOR 2		SECTOR 3		SECTOR 4		LAP TIME	MPH	DIFF	TIME OF DAY
1 -	OUTLAP	100.6	40.305	83.5	26.773	86.2	37.373	99.1			09:08:42.073
2 -	34.237	104.6	37.910	85.9	25.502	93.8	35.453	100.9	2:13.102	72.81	11.435 09:10:55.175
3 -	32.194	106.5	36.882	86.8	24.775	94.5	34.396	101.5	2:08.247	75.56	6.580 09:13:03.422
4 -	31.775	106.6	36.071	86.8	24.155	94.9	34.307	100.6	2:06.308	76.72	4.641 09:15:09.730
5 -	31.908	105.8	35.675	87.3	24.329	95.3	34.044	101.0	2:05.956	76.94	4.289 09:17:15.686
6 -	31.045	105.5	35.370	87.1	24.146	94.9	33.981	101.0	2:04.542	77.81	2.875 09:19:20.228
7 -	30.997	107.7	35.482	88.3	23.843	96.1	33.598	102.2	2:03.920	78.20	2.253 09:21:24.148
8 -	30.983	108.9	34.719	88.6	23.549	96.1	33.658	101.9	2:02.909	78.84	1.242 09:23:27.057
9 -	30.910	108.0	34.847	87.6	23.686	96.6	33.382	102.2	2:02.825	78.90	1.158 09:25:29.882
10 -	30.561	108.0	34.846	88.6	23.668	96.1	33.285	102.7	2:02.360 (3)	79.20	0.693 09:27:32.242
11 -	30.415	107.2	35.119	83.9	23.510	97.1	33.249	103.5	2:02.293 (2)	79.24	0.626 09:29:34.535
12 -	30.246	108.2	34.553	88.4	23.499	96.6	33.369	101.0	2:01.667 (1)	79.65	09:31:36.202

2026 ZYN British Superbike Championship - Round 1

R&G Moto4 British Cup

FREE PRACTICE 1 - BEST SECTORS

SECTOR 1		SECTOR 2		SECTOR 3		SECTOR 4		IDEAL / BEST COMPARISON							
POS	NO	TIME	NO	TIME	NO	TIME	NO	TIME	POS	NO	NAME	IDEAL	BEST	DIFF	
												PERFECT LAP	1:46.598		
1	24	26.582	63	29.623	24	20.917	24	29.476	1	24	FROST	1:46.641	1:46.666	0.025	
2	63	26.675	24	29.666	63	20.922	63	29.482	2	63	DUNABIE	1:46.702	1:46.711	0.009	
3	16	26.796	37	29.812	37	20.981	7	29.829	3	37	HOLT	1:47.496	1:47.539	0.043	
4	37	26.816	31	29.940	16	21.016	11	29.831	4	16	BURROWS	1:47.688	1:47.840	0.152	
5	15	26.929	64	30.003	15	21.082	16	29.856	5	15	DAY	1:47.968	1:48.432	0.464	
6	78	27.002	16	30.020	64	21.091	37	29.887	6	64	EDMUNDS	1:48.072	1:48.368	0.296	
7	88	27.021	15	30.054	88	21.115	15	29.903	7	31	McCARTNEY	1:48.266	1:48.353	0.087	
8	31	27.042	88	30.098	7	21.192	64	29.923	8	7	FITCHETT	1:48.429	1:49.245	0.816	
9	64	27.055	78	30.141	31	21.242	27	30.027	9	88	FOSTER	1:48.468	1:48.720	0.252	
10	7	27.134	11	30.261	78	21.373	31	30.042	10	78	WILLIAMS	1:48.657	1:48.701	0.044	
11	27	27.161	7	30.274	11	21.384	78	30.141	11	11	BISHOP	1:48.713	1:48.713	0.000	
12	11	27.237	27	30.276	19	21.453	88	30.234	12	27	COOPER	1:48.926	1:49.102	0.176	
13	67	27.255	67	30.386	27	21.462	67	30.297	13	67	BOWES	1:49.418	1:49.594	0.176	
14	23	27.292	23	30.849	67	21.480	23	30.479	14	23	REMESAL-LOMAS	1:50.336	1:50.428	0.092	
15	90	27.567	42	30.861	23	21.716	90	30.585	15	19	HUMPHRIES	1:50.672	1:50.672	0.000	
16	19	27.712	90	30.903	42	21.752	19	30.593	16	90	DIVINE	1:50.831	1:50.918	0.087	
17	42	27.806	19	30.914	90	21.776	42	30.946	17	42	TREVORROW	1:51.365	1:51.443	0.078	
18	34	28.283	34	32.048	34	22.331	34	31.426	18	34	CUNNINGHAM	1:54.088	1:54.088	0.000	
19	65	28.521	65	32.392	12	22.613	12	31.643	19	65	RHODES	1:55.394	1:55.771	0.377	
20	12	28.870	12	32.486	65	22.772	65	31.709	20	12	HOOPER	1:55.612	1:56.020	0.408	
21	58	29.273	58	33.225	58	22.900	58	32.260	21	58	RHODES	1:57.658	1:57.838	0.180	
22	71	30.246	71	34.553	71	23.499	71	33.249	22	71	CURTIS	2:01.547	2:01.667	0.120	

2026 ZYN British Superbike Championship - Round 1

R&G Moto4 British Cup

FREE PRACTICE 1 - BEST SPEEDS

POS	INTERMEDIATE 1			INTERMEDIATE 2			INTERMEDIATE 3			FINISH LINE		
	NO	NAME	MPH	NO	NAME	MPH	NO	NAME	MPH	NO	NAME	MPH
1	37	HOLT	116.1	27	COOPER	95.3	15	DAY	105.3	27	COOPER	111.2
2	27	COOPER	116.1	15	DAY	95.1	63	DUNABIE	104.6	37	HOLT	110.7
3	63	DUNABIE	115.7	24	FROST	94.9	19	HUMPHRIES	104.5	15	DAY	110.7
4	15	DAY	115.7	63	DUNABIE	94.7	24	FROST	104.3	24	FROST	110.3
5	11	BISHOP	115.7	11	BISHOP	94.5	37	HOLT	104.3	19	HUMPHRIES	110.0
6	24	FROST	115.3	19	HUMPHRIES	94.5	27	COOPER	103.8	63	DUNABIE	109.8
7	19	HUMPHRIES	115.3	78	WILLIAMS	94.2	64	EDMUNDS	103.5	11	BISHOP	109.4
8	16	BURROWS	114.9	37	HOLT	94.1	11	BISHOP	103.5	90	DIVINE	109.2
9	42	TREVORROW	114.9	7	FITCHETT	93.9	16	BURROWS	103.4	78	WILLIAMS	109.1
10	90	DIVINE	114.3	90	DIVINE	93.7	7	FITCHETT	103.4	16	BURROWS	108.9
11	64	EDMUNDS	114.1	42	TREVORROW	93.7	78	WILLIAMS	103.0	7	FITCHETT	108.5
12	78	WILLIAMS	114.1	23	REMESAL-LOMAS	93.0	23	REMESAL-LOMAS	102.9	42	TREVORROW	108.5
13	7	FITCHETT	114.1	64	EDMUNDS	92.9	88	FOSTER	102.7	23	REMESAL-LOMAS	108.2
14	23	REMESAL-LOMAS	114.1	12	HOOPER	92.9	90	DIVINE	102.6	12	HOOPER	108.0
15	88	FOSTER	113.5	67	BOWES	92.8	67	BOWES	102.2	64	EDMUNDS	107.7
16	65	RHODES	113.3	31	McCARTNEY	92.6	42	TREVORROW	101.9	88	FOSTER	107.7
17	67	BOWES	112.9	88	FOSTER	92.6	31	McCARTNEY	101.6	67	BOWES	107.7
18	12	HOOPER	112.9	16	BURROWS	92.5	34	CUNNINGHAM	101.2	31	McCARTNEY	106.6
19	31	McCARTNEY	112.0	65	RHODES	92.1	12	HOOPER	101.2	65	RHODES	106.6
20	34	CUNNINGHAM	110.9	34	CUNNINGHAM	91.8	65	RHODES	100.7	34	CUNNINGHAM	105.6
21	71	CURTIS	108.9	58	RHODES	90.4	58	RHODES	99.5	58	RHODES	104.5
22	58	RHODES	108.7	71	CURTIS	88.6	71	CURTIS	97.1	71	CURTIS	103.5

2026 ZYN British Superbike Championship - Round 1

R&G Moto4 British Cup

FREE PRACTICE 1 - TOP SPEEDS @ INTERMEDIATE 1

POS	NO	NAME	VEHICLE	TOP 5 SPEEDS (MPH)					AVG	BEST
1	27	COOPER	Honda	116.1	115.1	114.9	114.5	114.5	115.0	116.1
2	37	HOLT	Honda	116.1	114.1	113.9	113.5	113.5	114.2	116.1
3	11	BISHOP	Honda	115.7	115.3	114.3	114.3	114.3	114.7	115.7
4	63	DUNABIE	Honda	115.7	115.1	114.7	114.7	114.5	114.9	115.7
5	15	DAY	Honda	115.7	115.5	115.3	115.1	115.1	115.3	115.7
6	24	FROST	Honda	115.3	115.1	113.9	113.7	113.5	114.3	115.3
7	19	HUMPHRIES	Honda	115.3	114.5	114.1	113.9	113.9	114.3	115.3
8	42	TREVORROW	Honda	114.9	113.9	113.3	113.1	112.4	113.5	114.9
9	16	BURROWS	Honda	114.9	113.1	112.9	112.7	112.2	113.2	114.9
10	90	DIVINE	Honda	114.3	114.1	113.7	113.7	113.3	113.8	114.3
11	64	EDMUNDS	Honda	114.1	113.5	113.3	112.7	112.4	113.2	114.1
12	7	FITCHETT	Honda	114.1	113.7	113.3	113.1	112.9	113.4	114.1
13	78	WILLIAMS	Honda	114.1	114.1	113.9	113.5	113.5	113.8	114.1
14	23	REMESAL-LOMAS	Honda	114.1	113.9	113.5	113.1	112.9	113.5	114.1
15	88	FOSTER	Honda	113.5	113.5	113.5	112.5	112.4	113.1	113.5
16	65	RHODES	Honda	113.3	111.4	111.1	110.5	110.3	111.3	113.3
17	12	HOOPER	Honda	112.9	112.4	112.2	111.4	111.2	112.0	112.9
18	67	BOWES	Honda	112.9	112.4	112.2	112.0	111.8	112.2	112.9
19	31	McCARTNEY	Honda	112.0	111.8	111.2	111.2	111.1	111.5	112.0
20	34	CUNNINGHAM	Honda	110.9	109.6	109.4	109.1	109.1	109.6	110.9
21	71	CURTIS	Honda	108.9	108.2	108.0	108.0	107.7	108.2	108.9
22	58	RHODES	Honda	108.7	108.5	107.8	107.7	107.7	108.1	108.7

2026 ZYN British Superbike Championship - Round 1

R&G Moto4 British Cup

FREE PRACTICE 1 - STATISTICS

Competitors Started 22
Planned Start 2026-05-02 @ 09:05:00.000
Actual Start 2026-05-02 @ 09:05:00.947
Finish Time 2026-05-02 @ 09:30:00.947
Track Length 2.6920mi.
Total Laps 280
Total Distance Covered 753.7679mi.

Session Fastest Lap History

NO	NAME	LAP TIME	TIME OF DAY	LAP	VEHICLE
16	Jack BURROWS	1:50.575	09:08:56.552	2	Honda
63	Jack DUNABIE	1:50.056	09:09:31.440	2	Honda
16	Jack BURROWS	1:49.069	09:10:45.621	3	Honda
63	Jack DUNABIE	1:49.003	09:11:20.443	3	Honda
16	Jack BURROWS	1:48.605	09:12:34.226	4	Honda
63	Jack DUNABIE	1:48.003	09:14:57.762	5	Honda
63	Jack DUNABIE	1:47.736	09:16:45.498	6	Honda
24	Ryan FROST	1:47.584	09:24:40.193	8	Honda
24	Ryan FROST	1:47.011	09:26:27.204	9	Honda
24	Ryan FROST	1:46.666	09:28:13.870	10	Honda

Flag History

TYPE	TIME OF DAY
GREEN	09:05:00.947
FINISH	09:30:00.947

Flag Statistics

TYPE	COUNT	TOTAL LAPS	TOTAL TIME
Green	1	14	28:35.982
Red	0	0	0.000
Safety Car	0	0	0.000
FCY	0	0	0.000

2026 ZYN British Superbike Championship - Round 1

R&G Moto4 British Cup

FREE PRACTICE 1 - SESSION NOTES

TIME	MESSAGE
09:13:18	NO.16 & 64 EXCEEDED TRACK LIMITS T1 - LAPTIME CANCELLED
09:14:57	NO.54 EXCEEDED TRACK LIMITS T1 - LAPTIME CANCELLED
09:17:22	NO.88 EXCEEDED TRACK LIMITS T1 - LAPTIME CANCELLED
09:24:32	NO.27 EXCEEDED TRACK LIMITS T1 - LAPTIME CANCELLED
09:26:48	NO.42 EXCEEDED TRACK LIMITS T1 - LAPTIME CANCELLED
09:28:12	NO.64 EXCEEDED TRACK LIMITS T1 - LAPTIME CANCELLED
09:32:59	

2026 ZYN British Superbike Championship - Round 1

R&G Moto4 British Cup

FREE PRACTICE 1 - WEATHER CONDITIONS

