

2026 ZYN British Superbike Championship - Round 1

R&G Moto4 British Cup



FREE PRACTICE 2 - CLASSIFICATION

POS	NO	NAME	NAT	ENTRY	TIME	ON	LAPS	GAP	DIFF	MPH
1	16	Jack BURROWS	GBR	Honda - Burrows Engineering / RK Racing	1:46.303	12	14			91.16
2	24	Ryan FROST	GBR	Honda - Fibre Tec Honda By MLav Racing	1:46.466	11	11	0.163	0.163	91.02
3	63	Jack DUNABIE	GBR	Honda - Kovara Projects / RS Racing	1:46.555	12	13	0.252	0.089	90.95
4	64	Clayton EDMUNDS	GBR	Honda - City Lifting / RS Racing	1:46.998	12	14	0.695	0.443	90.57
5	37	Marco FOSTER	GBR	Honda - City Lifting / RS Racing	1:47.040	4	14	0.737	0.042	90.53
6	88	Mason HOLT	GBR	Honda - Mortimer Racing	1:47.985	11	11	1.682	0.945	89.74
7	15	Harrison DAY	GBR	Honda - LRA Moto supported by HV Solutions	1:48.013	13	14	1.710	0.028	89.72
8	7	Luke FITCHETT	GBR	Honda - Kovara Projects / RS Racing	1:48.081	10	12	1.778	0.068	89.66
9	11	Jensen BISHOP	GBR	Honda - Wilson Racing	1:48.109	13	13	1.806	0.028	89.64
10	78	Joshua WILLIAMS	GBR	Honda - Dunsley Heat Racing	1:48.975	12	14	2.672	0.866	88.93
11	27	Hudson COOPER	GBR	Honda - Rides R Us / NW Racing	1:49.045	3	13	2.742	0.070	88.87
12	67	George BOWES	GBR	Honda - A Edwards Racing	1:49.131	9	13	2.828	0.086	88.80
13	31	Henry McCARTNEY	GBR	Honda - Stanford Racing	1:49.174	4	7	2.871	0.043	88.76
14	23	Alex REMESAL-LOMAS	ESP	Honda - Fibre Tec Honda By MLav Racing	1:49.246	14	14	2.943	0.072	88.71
15	19	Tyler HUMPHRIES	GBR	Honda - Fibre Tec Honda By MLav Racing	1:49.432	12	12	3.129	0.186	88.56
16	90	Aeziah DIVINE	BMU	Honda - Fibre Tec Honda By MLav Racing	1:50.423	6	13	4.120	0.991	87.76
17	34	Charlie CUNNINGHAM	GBR	Honda - Mortimer Racing	1:53.713	9	12	7.410	3.290	85.22
18	12	Archie HOOPER	GBR	Honda - AH Racing	1:54.044	12	12	7.741	0.331	84.97
19	65	Lilly RHODES	GBR	Honda - Wilson Racing	1:56.041	11	13	9.738	1.997	83.51
20	58	Max RHODES	GBR	Honda - Wilson Racing	1:56.160	13	13	9.857	0.119	83.43
QUALIFYING LAPTIME (110.0% of 1:46.303) = 1:56.933										
21	71	Lucy CURTIS	GBR	Honda - Fibre Tec Honda By MLav Racing	1:58.195	11	12	11.892	2.035	81.99
22	42	Thorley TREVORROW	GBR	Honda - Fibre Tec Honda By MLav Racing			1			

Weather / Track : Bright / Dry

These results are provisional until the conclusion of any judicial and technical matters.

Date: 02/05/2026 Start: 12:45 Finish: 13:10
Oulton Park International: 2.6920 miles

Race Director: Stuart Higgs

Timekeeper: Richard Evans

S. Higgs

R. EVANS

Digitally Approved at 13:22 Saturday, 02 May 2026

Digitally Approved at 13:21 Saturday, 02 May 2026



Results can be found at www.tsl-timing.com

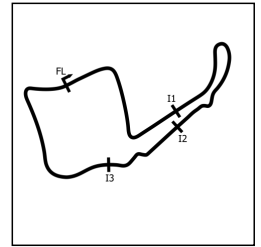
Printed - 13:13 Saturday, 02 May 2026



2026 ZYN British Superbike Championship - Round 1

R&G Moto4 British Cup

FREE PRACTICE 2 - SECTOR ANALYSIS



SECTOR 1 = FL to I1, SECTOR 2 = I1 to I2, SECTOR 3 = I2 to I3, SECTOR 4 = I3 to FL, DIFF = Difference To Personal Best Lap, P = Crossed Finish Line in Pit Lane, D = Time Disallowed

P1 16		Jack BURROWS				Honda - Burrows Engineering / RK Racing						
IDEAL LAP TIME : 1:45.971		BEST LAP TIME : 1:46.303				DIFFERENCE : 0.332						
LAP	SECTOR 1	SECTOR 2		SECTOR 3		SECTOR 4		LAP TIME	MPH	DIFF	TIME OF DAY	
1 -	OUTLAP	114.9	32.055	92.1	21.766	103.0	30.322	107.7			12:47:01.680	
2 -	26.643	115.1	30.319	92.6	21.348	102.9	29.830	108.2	1:48.140	89.61	1.837	12:48:49.820
3 -	26.672	114.9	29.976	93.0	20.922	102.7	29.714	107.5	1:47.284	90.33	0.981	12:50:37.104
4 -	26.841	111.1	29.773	92.9	20.941	102.6	29.754	107.2	1:47.309	90.31	1.006	12:52:24.413
5 -	28.183	104.2	30.770	88.1	22.255	101.8	29.792	106.3	1:51.000	87.30	4.697	12:54:15.413
6 -	26.778	112.5	29.960	91.3	24.271	95.3	30.796	106.6	1:54.805	D 86.68	5.502	12:56:07.218
7 -	26.915	113.1	29.704	92.1	20.914	102.4	29.922	105.8	1:47.455	90.18	1.152	12:57:54.673
8 -	26.636	114.1	29.895	91.6	20.882	103.4	29.629	107.5	1:47.042	90.53	0.739	12:59:41.715
9 -	28.239	105.5	31.952	86.8	24.417	101.0	30.243	108.2	1:54.854	D 84.38	8.548	13:01:36.566
10 -	26.593	114.1	31.037	89.9	21.230	103.7	29.906	108.0	1:48.766	89.10	2.463	13:03:25.332
11 -	26.471	113.5	29.676	92.1	21.076	101.3	29.659	107.8	1:46.882	(3) 90.67	0.579	13:05:12.214
12 -	26.427	114.5	29.648	92.8	20.719	103.4	29.509	108.0	1:46.303	(1) 91.16		13:06:58.517
13 -	28.251	103.7	31.120	87.0	24.153	101.5	30.221	105.6	1:53.745	D 85.20	7.442	13:08:52.262
14 -	26.655	114.3	29.316	92.4	20.760	103.8	29.664	107.2	1:46.395	(2) 91.08	0.092	13:10:38.657

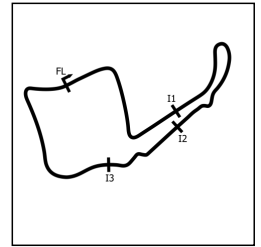
P2 24		Ryan FROST				Honda - Fibre Tec Honda By MLav Racing						
IDEAL LAP TIME : 1:46.466		BEST LAP TIME : 1:46.466				DIFFERENCE : 0.000						
LAP	SECTOR 1	SECTOR 2		SECTOR 3		SECTOR 4		LAP TIME	MPH	DIFF	TIME OF DAY	
1 -	OUTLAP	106.6	31.510	93.3	22.392	102.1	30.269	108.2			12:49:20.604	
2 -	27.479	112.0	30.208	94.5	21.980	102.9	30.035	108.9	1:49.702	88.34	3.236	12:51:10.306
3 -	27.251	112.9	30.075	93.9	21.040	104.2	30.026	106.8	1:48.392	89.40	1.926	12:52:58.698
4 -	27.251	113.5	29.917	93.5	21.065	104.2	29.927	107.2	1:48.160	89.60	1.694	12:54:46.858
5 -	27.059	113.1	29.860	93.5	21.223	104.0	IN PIT		1:53.603	P 85.30	7.137	12:56:40.461
6 -	OUTLAP	110.9	30.555	92.6	21.308	102.1	30.117	107.5	5:46.237	27.99	3:59.771	13:02:26.698
7 -	27.060	112.4	30.018	93.9	21.023	102.9	29.913	107.3	1:48.014	89.72	1.548	13:04:14.712
8 -	26.888	113.3	29.846	94.1	21.058	103.7	29.640	108.5	1:47.432	90.20	0.966	13:06:02.144
9 -	26.767	113.7	29.539	94.3	20.892	104.2	29.597	108.2	1:46.795	(2) 90.74	0.329	13:07:48.939
10 -	26.809	113.5	29.678	93.4	20.927	104.3	29.565	107.8	1:46.979	(3) 90.59	0.513	13:09:35.918
11 -	26.725	114.5	29.495	93.7	20.838	104.2	29.408	108.7	1:46.466	(1) 91.02		13:11:22.384

P3 63		Jack DUNABIE				Honda - Kovara Projects / RS Racing						
IDEAL LAP TIME : 1:46.324		BEST LAP TIME : 1:46.555				DIFFERENCE : 0.231						
LAP	SECTOR 1	SECTOR 2		SECTOR 3		SECTOR 4		LAP TIME	MPH	DIFF	TIME OF DAY	
1 -	OUTLAP	109.1	31.753	93.4	21.558	102.7	29.937	109.4			12:47:13.002	
2 -	27.140	112.0	30.200	94.7	21.077	103.8	29.810	109.6	1:48.227	89.54	1.672	12:49:01.229
3 -	27.041	114.5	30.388	94.5	21.000	104.5	29.646	109.6	1:48.075	89.67	1.520	12:50:49.304
4 -	26.832	114.3	29.821	95.0	21.096	107.0	29.595	108.5	1:47.344	90.28	0.789	12:52:36.648
5 -	26.806	114.5	29.881	94.2	20.874	105.5	29.523	109.8	1:47.084	90.50	0.529	12:54:23.732
6 -	27.427	114.1	30.488	94.9	20.956	104.6	IN PIT		1:56.200	P 83.40	9.645	12:56:19.932
7 -	OUTLAP	113.3	30.230	90.0	25.236	100.1	29.927	108.7	4:31.435	35.70	2:44.880	13:00:51.367
8 -	26.662	114.9	29.701	94.3	20.925	104.5	29.590	108.9	1:46.878	90.67	0.323	13:02:38.245
9 -	26.545	114.9	30.129	94.3	20.816	103.7	29.632	108.7	1:47.122	90.46	0.567	13:04:25.367
10 -	26.624	114.7	29.638	94.1	20.881	104.0	29.560	109.4	1:46.703	(2) 90.82	0.148	13:06:12.070
11 -	26.545	114.9	29.595	94.1	20.932	103.8	29.678	108.7	1:46.750	(3) 90.78	0.195	13:07:58.820
12 -	26.723	115.3	29.472	94.5	20.784	105.8	29.576	108.5	1:46.555	(1) 90.95		13:09:45.375
13 -	27.507	94.6	31.171	93.5	21.169	103.7	30.275	109.8	1:50.122	88.00	3.567	13:11:35.497

2026 ZYN British Superbike Championship - Round 1

R&G Moto4 British Cup

FREE PRACTICE 2 - SECTOR ANALYSIS



SECTOR 1 = FL to I1, SECTOR 2 = I1 to I2, SECTOR 3 = I2 to I3, SECTOR 4 = I3 to FL, DIFF = Difference To Personal Best Lap, P = Crossed Finish Line in Pit Lane, D = Time Disallowed

P4 64 Clayton EDMUNDS		Honda - City Lifting / RS Racing							
IDEAL LAP TIME : 1:46.663		BEST LAP TIME : 1:46.998		DIFFERENCE : 0.335					
LAP	SECTOR 1	SECTOR 2	SECTOR 3	SECTOR 4	LAP TIME	MPH	DIFF	TIME OF DAY	
1 -	OUTLAP	113.1	31.670	92.3	25.514	102.6	31.170	106.8	12:47:03.248
2 -	27.458	112.0	30.082	93.3	21.025	102.7	29.674	109.2	1:48.239 89.53 1.241 12:48:51.487
3 -	26.886	115.1	30.615	93.9	21.454	102.9	30.066	107.8	1:49.021 88.89 2.023 12:50:40.508
4 -	27.014	113.5	30.469	93.8	21.162	105.1	29.802	108.2	1:48.447 89.36 1.449 12:52:28.955
5 -	27.362	115.1	31.393	93.4	21.251	103.0	30.406	104.8	1:50.412 87.77 3.414 12:54:19.367
6 -	27.486	111.1	30.347	90.9	29.140	92.9	IN PIT		2:04.772 P 77.67 17.774 12:56:24.139
7 -	OUTLAP	111.2	30.185	92.0	21.132	102.4	30.026	106.0	2:02.299 79.24 15.301 12:58:26.438
8 -	27.076	112.4	29.927	92.6	20.966	101.8	30.021	106.1	1:47.990 89.74 0.992 13:00:14.428
9 -	27.112	111.2	29.868	94.1	20.947	102.6	30.037	106.8	1:47.964 89.76 0.966 13:02:02.392
10 -	26.939	112.0	29.776	91.4	20.877	101.9	29.952	107.2	1:47.544 90.11 0.546 13:03:49.936
11 -	26.826	112.5	29.819	92.4	21.040	102.2	29.800	107.8	1:47.485 (2) 90.16 0.487 13:05:37.421
12 -	26.836	113.9	29.518	93.5	20.677	104.3	29.967	107.0	1:46.998 (1) 90.57 13:07:24.419
13 -	26.929	114.3	29.842	92.4	21.066	102.2	29.921	106.0	1:47.758 89.93 0.760 13:09:12.177
14 -	26.794	113.3	29.803	92.5	21.021	102.2	29.879	106.5	1:47.497 (3) 90.15 0.499 13:10:59.674

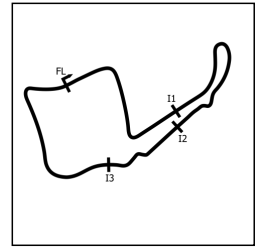
P5 37 Marco HOLT		Honda - City Lifting / RS Racing							
IDEAL LAP TIME : 1:46.743		BEST LAP TIME : 1:47.040		DIFFERENCE : 0.297					
LAP	SECTOR 1	SECTOR 2	SECTOR 3	SECTOR 4	LAP TIME	MPH	DIFF	TIME OF DAY	
1 -	OUTLAP	110.7	32.221	93.7	21.712	102.6	30.419	108.2	12:47:00.063
2 -	27.245	112.4	30.363	95.3	20.925	105.0	30.145	108.5	1:48.678 89.17 1.638 12:48:48.741
3 -	27.405	113.7	30.404	94.6	20.915	104.0	29.948	108.7	1:48.672 89.17 1.632 12:50:37.413
4 -	26.695	113.7	29.684	94.2	20.949	102.6	29.712	107.7	1:47.040 (1) 90.53 12:52:24.453
5 -	28.348	100.0	30.633	90.5	29.965	98.6	30.021	109.8	1:58.967 D 81.46 11.927 12:54:23.420
6 -	26.987	115.1	30.090	90.6	25.532	99.2	IN PIT		2:01.018 P 80.08 13.978 12:56:24.438
7 -	OUTLAP	112.0	30.080	92.4	22.205	103.8	30.009	107.7	2:03.184 D 78.67 16.141 12:58:27.619
8 -	26.917	114.1	29.557	93.3	20.982	103.0	29.736	108.4	1:47.192 (3) 90.41 0.152 13:00:14.811
9 -	26.683	112.0	29.742	92.9	22.245	100.4	30.225	107.3	1:48.895 D 88.99 1.855 13:02:03.706
10 -	27.208	109.2	30.091	91.1	22.387	101.8	30.006	108.4	1:49.692 D 88.35 2.652 13:03:53.398
11 -	26.963	112.0	29.829	93.2	20.809	102.9	29.724	108.2	1:47.325 90.29 0.285 13:05:40.723
12 -	26.797	114.3	29.690	91.1	20.939	102.7	29.694	108.2	1:47.120 (2) 90.47 0.080 13:07:27.843
13 -	26.835	112.9	29.777	92.1	20.892	103.2	29.798	107.5	1:47.302 90.31 0.262 13:09:15.145
14 -	27.283	107.0	30.323	92.9	21.099	102.1	29.989	108.2	1:48.694 89.16 1.654 13:11:03.839

P6 88 Mason FOSTER		Honda - Mortimer Racing							
IDEAL LAP TIME : 1:47.849		BEST LAP TIME : 1:47.985		DIFFERENCE : 0.136					
LAP	SECTOR 1	SECTOR 2	SECTOR 3	SECTOR 4	LAP TIME	MPH	DIFF	TIME OF DAY	
1 -	OUTLAP	113.3	31.695	92.8	21.976	102.4	31.081	107.8	12:47:02.182
2 -	27.137	113.7	30.169	93.7	21.302	103.0	30.093	108.7	1:48.701 (3) 89.15 0.716 12:48:50.883
3 -	26.986	113.9	30.810	94.2	21.710	102.4	30.347	108.9	1:49.853 88.22 1.868 12:50:40.736
4 -	26.986	113.7	30.476	93.9	21.263	104.8	IN PIT		1:53.436 P 85.43 5.451 12:52:34.172
5 -	OUTLAP	110.5	30.598	91.6	21.340	102.7	30.334	105.1	3:21.285 48.14 1:33.300 12:55:55.457
6 -	27.430	111.2	30.151	91.6	21.151	102.2	IN PIT		1:52.937 P 85.81 4.952 12:57:48.394
7 -	OUTLAP	111.8	30.473	91.3	21.182	102.7	31.151	105.8	3:47.408 42.61 1:59.423 13:01:35.802
8 -	27.184	111.6	30.075	92.1	21.082	102.1	IN PIT		1:53.142 P 85.65 5.157 13:03:28.944
9 -	OUTLAP	111.6	30.457	91.3	21.120	102.6	30.117	105.8	3:06.098 52.07 1:18.113 13:06:35.042
10 -	27.162	110.9	29.993	91.9	21.046	102.9	29.901	105.6	1:48.102 (2) 89.64 0.117 13:08:23.144
11 -	27.070	112.9	29.992	92.8	20.970	103.2	29.953	104.6	1:47.985 (1) 89.74 13:10:11.129

2026 ZYN British Superbike Championship - Round 1

R&G Moto4 British Cup

FREE PRACTICE 2 - SECTOR ANALYSIS



SECTOR 1 = FL to I1, SECTOR 2 = I1 to I2 SECTOR 3 = I2 to I3, SECTOR 4 = I3 to FL, DIFF = Difference To Personal Best Lap, P = Crossed Finish Line in Pit Lane, D = Time Disallowed

P7 15		Harrison DAY				Honda - LRA Moto supported by HV Solutions							
IDEAL LAP TIME : 1:47.853		BEST LAP TIME : 1:48.013				DIFFERENCE : 0.160							
LAP	SECTOR 1	SECTOR 2		SECTOR 3		SECTOR 4		LAP TIME	MPH	DIFF	TIME OF DAY		
1 -	OUTLAP	112.5	32.569	92.6	22.183	103.8	30.827	109.4			12:46:59.336		
2 -	27.470	113.9	30.763	95.4	21.602	105.1	30.052	112.0	1:49.887	88.19	1.874	12:48:49.223	
3 -	27.766	113.9	30.691	95.7	21.383	103.7	29.993	111.2	1:49.833	88.23	1.820	12:50:39.056	
4 -	27.251	114.3	30.930	95.5	21.305	105.6	30.003	111.4	1:49.489	88.51	1.476	12:52:28.545	
5 -	27.674	113.7	32.370	92.6	21.613	105.0	30.212	105.6	1:51.869	86.63	3.856	12:54:20.414	
6 -	27.215	115.5	30.283	94.7	21.374	104.8	30.187	108.2	1:49.059	88.86	1.046	12:56:09.473	
7 -	27.704	114.5	30.599	91.1	28.524	96.5	30.932	108.2	1:57.759	D	82.29	9.746	12:58:07.232
8 -	27.379	115.1	31.192	93.4	21.382	104.3	30.362	108.0	1:50.315	87.85	2.302	12:59:57.547	
9 -	27.350	114.3	30.439	93.9	21.235	104.3	30.315	107.8	1:49.339	88.63	1.326	13:01:46.886	
10 -	27.079	114.3	30.119	94.2	21.078	104.2	29.851	109.2	1:48.127	(2)	89.62	0.114	13:03:35.013
11 -	26.960	116.1	30.092	95.0	21.200	104.3	30.137	109.2	1:48.389	89.41	0.376	13:05:23.402	
12 -	27.153	113.7	30.050	94.2	21.065	104.3	29.894	108.5	1:48.162	(3)	89.59	0.149	13:07:11.564
13 -	26.915	114.1	30.022	93.3	21.065	104.3	30.011	108.0	1:48.013	(1)	89.72		13:08:59.577
14 -	27.463	111.2	31.088	90.9	21.840	101.5	30.708	108.0	1:51.099	87.23	3.086	13:10:50.676	

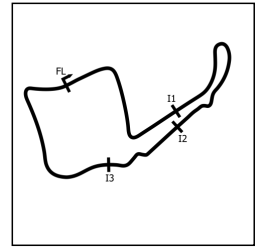
P8 7		Luke FITCHETT				Honda - Kovara Projects / RS Racing							
IDEAL LAP TIME : 1:47.565		BEST LAP TIME : 1:48.081				DIFFERENCE : 0.516							
LAP	SECTOR 1	SECTOR 2		SECTOR 3		SECTOR 4		LAP TIME	MPH	DIFF	TIME OF DAY		
1 -	OUTLAP	111.4	32.212	90.6	22.129	102.4	31.971	108.2			12:47:03.639		
2 -	27.639	111.8	30.549	94.2	21.322	101.8	29.977	108.0	1:49.487	88.51	1.406	12:48:53.126	
3 -	27.252	112.4	30.316	94.1	21.279	103.2	29.760	109.2	1:48.607	(2)	89.23	0.526	12:50:41.733
4 -	26.787	115.3	30.864	94.3	21.431	103.2	29.722	107.7	1:48.804	89.07	0.723	12:52:30.537	
5 -	26.964	114.5	31.685	91.6	25.798	101.5	29.847	107.7	1:54.294	D	84.79	6.213	12:54:24.831
6 -	27.807	112.5	30.150	93.2	21.891	101.0	IN PIT		1:56.934	P	82.87	8.853	12:56:21.765
7 -	OUTLAP	113.5	30.532	93.2	21.354	102.2	30.816	107.7	5:14.182	30.84	3:26.101	13:01:35.947	
8 -	27.176	113.5	30.130	93.4	21.166	102.4	30.152	106.1	1:48.624	(3)	89.21	0.543	13:03:24.571
9 -	27.207	112.7	30.221	93.7	21.119	102.6	31.337	104.5	1:49.884	88.19	1.803	13:05:14.455	
10 -	27.025	112.7	30.076	93.3	20.980	103.2	30.000	106.6	1:48.081	(1)	89.66		13:07:02.536
11 -	27.202	112.4	30.135	92.9	21.122	102.4	IN PIT		1:55.470	P	83.92	7.389	13:08:58.006
12 -	OUTLAP	114.7	30.641	93.3	21.390	103.7	30.185	106.5	2:04.744	77.68	16.663	13:11:02.750	

P9 11		Jensen BISHOP				Honda - Wilson Racing							
IDEAL LAP TIME : 1:48.020		BEST LAP TIME : 1:48.109				DIFFERENCE : 0.089							
LAP	SECTOR 1	SECTOR 2		SECTOR 3		SECTOR 4		LAP TIME	MPH	DIFF	TIME OF DAY		
1 -	OUTLAP	112.9	32.391	93.8	22.598	100.1	30.937	109.1			12:47:01.813		
2 -	27.218	113.3	30.766	95.3	21.558	103.2	29.732	110.3	1:49.274	88.68	1.165	12:48:51.087	
3 -	27.097	114.3	31.067	94.6	21.374	104.5	30.216	110.7	1:49.754	88.30	1.645	12:50:40.841	
4 -	27.470	113.9	30.414	94.3	21.261	104.3	29.723	109.1	1:48.868	89.01	0.759	12:52:29.709	
5 -	27.314	114.9	32.034	91.4	21.679	103.2	29.971	107.5	1:50.998	87.31	2.889	12:54:20.707	
6 -	28.153	114.1	30.529	92.4	21.253	103.4	29.893	107.8	1:49.828	88.24	1.719	12:56:10.535	
7 -	27.352	114.1	30.278	93.5	21.473	103.0	30.066	107.3	1:49.169	88.77	1.060	12:57:59.704	
8 -	27.662	112.0	30.722	93.2	25.044	101.8	IN PIT		1:59.416	P	81.15	11.307	12:59:59.120
9 -	OUTLAP	111.6	31.182	91.5	21.547	102.4	31.204	104.5	2:58.101	54.41	1:09.992	13:02:57.221	
10 -	27.932	112.4	30.782	92.6	21.454	101.9	30.246	108.4	1:50.414	87.77	2.305	13:04:47.635	
11 -	27.324	114.1	30.205	92.6	21.260	103.0	29.833	109.2	1:48.622	(3)	89.22	0.513	13:06:36.257
12 -	27.212	114.1	30.153	92.6	21.188	103.7	29.787	108.4	1:48.340	(2)	89.45	0.231	13:08:24.597
13 -	27.122	114.5	30.139	92.8	21.061	102.4	29.787	108.0	1:48.109	(1)	89.64		13:10:12.706

2026 ZYN British Superbike Championship - Round 1

R&G Moto4 British Cup

FREE PRACTICE 2 - SECTOR ANALYSIS



SECTOR 1 = FL to I1, SECTOR 2 = I1 to I2, SECTOR 3 = I2 to I3, SECTOR 4 = I3 to FL, DIFF = Difference To Personal Best Lap, P = Crossed Finish Line in Pit Lane, D = Time Disallowed

P10 78		Joshua WILLIAMS				Honda - Dunsley Heat Racing							
IDEAL LAP TIME : 1:48.746		BEST LAP TIME : 1:48.975				DIFFERENCE : 0.229							
LAP	SECTOR 1	SECTOR 2	SECTOR 3	SECTOR 4	LAP TIME	MPH	DIFF	TIME OF DAY					
1 -	OUTLAP	110.7	31.428	92.8	22.015	101.8	30.774	106.0			12:46:58.157		
2 -	27.753	112.0	31.061	94.2	21.553	102.2	30.511	108.5	1:50.878	87.40	1.903	12:48:49.035	
3 -	27.244	113.7	30.926	94.2	21.282	103.4	30.180	108.4	1:49.632	88.39	0.657	12:50:38.667	
4 -	27.599	113.7	31.154	94.5	21.386	103.2	30.338	108.2	1:50.477	87.72	1.502	12:52:29.144	
5 -	27.239	113.1	32.892	89.2	25.765	101.3	30.264	107.2	1:56.160	D	83.43	7.185	12:54:25.304
6 -	27.478	114.5	30.386	93.2	21.768	101.2	30.436	105.8	1:50.068	88.04	1.093	12:56:15.372	
7 -	27.261	112.9	30.221	92.5	21.363	102.6	30.204	107.8	1:49.049	(2)	88.87	0.074	12:58:04.421
8 -	27.882	111.4	30.717	93.7	21.776	102.2	30.363	105.3	1:50.738	87.51	1.763	12:59:55.159	
9 -	27.215	112.5	30.432	92.4	21.389	101.8	30.509	105.5	1:49.545	88.46	0.570	13:01:44.704	
10 -	27.277	112.2	30.371	92.8	21.322	101.2	30.367	106.8	1:49.337	(3)	88.63	0.362	13:03:34.041
11 -	27.493	110.5	30.302	92.6	21.284	101.2	30.944	107.0	1:50.023	88.08	1.048	13:05:24.064	
12 -	27.067	112.9	30.217	92.5	21.314	99.7	30.377	106.1	1:48.975	(1)	88.93		13:07:13.039
13 -	28.349	106.8	31.375	91.5	21.812	101.6	30.633	105.8	1:52.169	86.39	3.194	13:09:05.208	
14 -	27.207	113.7	30.361	87.2	21.756	101.9	30.805	104.3	1:50.129	87.99	1.154	13:10:55.337	

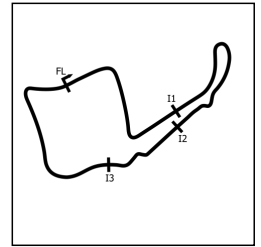
P11 27		Hudson COOPER				Honda - Rides R Us / NW Racing							
IDEAL LAP TIME : 1:48.395		BEST LAP TIME : 1:49.045				DIFFERENCE : 0.650							
LAP	SECTOR 1	SECTOR 2	SECTOR 3	SECTOR 4	LAP TIME	MPH	DIFF	TIME OF DAY					
1 -	OUTLAP	112.5	32.082	93.9	22.178	104.5	30.410	109.1			12:47:00.299		
2 -	27.474	114.1	31.107	92.4	21.590	104.8	30.078	110.5	1:50.249	87.90	1.204	12:48:50.548	
3 -	27.013	115.9	30.886	95.5	21.230	103.8	29.916	110.3	1:49.045	(1)	88.87		12:50:39.593
4 -	27.136	115.9	31.007	95.1	21.306	105.1	30.149	109.8	1:49.598	88.42	0.553	12:52:29.191	
5 -	27.187	117.9	31.873	93.7	21.219	103.8	30.220	107.3	1:50.499	87.70	1.454	12:54:19.690	
6 -	27.361	114.3	30.281	93.9	21.457	102.7	30.412	107.8	1:49.511	(3)	88.49	0.466	12:56:09.201
7 -	27.460	113.7	30.630	93.3	21.561	103.0	30.494	108.0	1:50.145	87.98	1.100	12:57:59.346	
8 -	28.227	102.7	31.633	92.5	26.450	98.1	IN PIT		2:02.293	P	79.24	13.248	13:00:01.639
9 -	OUTLAP	112.4	30.939	93.5	21.581	101.9	30.608	108.0	3:41.466	43.75	1:52.421	13:03:43.105	
10 -	27.840	113.5	30.495	93.7	21.545	101.8	30.817	108.0	1:50.697	87.54	1.652	13:05:33.802	
11 -	27.409	115.1	30.447	93.9	21.562	102.4	30.324	107.8	1:49.742	88.30	0.697	13:07:23.544	
12 -	27.470	113.5	30.503	94.5	21.185	104.0	30.173	107.2	1:49.331	(2)	88.64	0.286	13:09:12.875
13 -	27.295	115.1	30.838	92.9	21.448	103.0	30.333	109.8	1:49.914	88.17	0.869	13:11:02.789	

P12 67		George BOWES				Honda - A Edwards Racing							
IDEAL LAP TIME : 1:49.020		BEST LAP TIME : 1:49.131				DIFFERENCE : 0.111							
LAP	SECTOR 1	SECTOR 2	SECTOR 3	SECTOR 4	LAP TIME	MPH	DIFF	TIME OF DAY					
1 -	OUTLAP	109.8	31.835	90.4	22.116	100.1	30.697	106.3			12:47:04.596		
2 -	27.404	112.5	31.576	92.5	21.649	101.9	30.616	106.1	1:51.245	87.11	2.114	12:48:55.841	
3 -	27.599	109.8	30.646	92.6	21.408	101.6	30.275	105.8	1:49.928	(3)	88.16	0.797	12:50:45.769
4 -	27.429	110.3	30.823	89.0	26.430	98.3	30.693	104.8	1:55.375	D	83.99	6.244	12:52:41.144
5 -	27.656	110.1	30.627	91.5	25.190	95.1	IN PIT		2:03.389	P	78.54	14.258	12:54:44.533
6 -	OUTLAP	107.5	30.765	91.4	21.568	101.2	30.422	104.6	3:17.713	49.01	1:28.582	12:58:02.246	
7 -	27.508	111.1	30.411	92.5	21.639	100.7	30.423	104.6	1:49.981	88.11	0.850	12:59:52.227	
8 -	27.325	110.7	30.703	91.5	27.074	100.3	30.372	105.8	1:55.474	D	83.92	6.343	13:01:47.701
9 -	27.321	111.2	30.270	91.9	21.318	101.5	30.222	106.1	1:49.131	(1)	88.80		13:03:36.832
10 -	27.214	111.4	30.753	91.5	29.692	96.6	30.384	107.2	1:58.043	D	82.09	8.912	13:05:34.875
11 -	27.691	112.4	30.400	91.9	21.333	101.9	30.805	105.5	1:50.229	87.91	1.098	13:07:25.104	
12 -	27.604	110.9	30.266	92.0	21.319	101.6	30.354	105.0	1:49.543	(2)	88.47	0.412	13:09:14.647
13 -	27.708	111.6	30.332	92.0	26.547	95.5	32.069	102.2	1:56.656	D	83.07	7.525	13:11:11.303

2026 ZYN British Superbike Championship - Round 1

R&G Moto4 British Cup

FREE PRACTICE 2 - SECTOR ANALYSIS



SECTOR 1 = FL to I1, SECTOR 2 = I1 to I2, SECTOR 3 = I2 to I3, SECTOR 4 = I3 to FL, DIFF = Difference To Personal Best Lap, P = Crossed Finish Line in Pit Lane, D = Time Disallowed

P13 31		Henry McCARTNEY				Honda - Stanford Racing							
IDEAL LAP TIME : 1:47.955		BEST LAP TIME : 1:49.174				DIFFERENCE : 1.219							
LAP	SECTOR 1	SECTOR 2		SECTOR 3		SECTOR 4		LAP TIME	MPH	DIFF	TIME OF DAY		
1 -	OUTLAP	109.6	31.586	90.0	21.831	100.3	33.226	104.5			12:47:00.904		
2 -	27.236	111.6	30.616	91.5	21.436	101.3	29.955	106.8	1:49.243 (3)	88.71	0.069	12:48:50.147	
3 -	27.024	112.2	30.682	92.6	21.227	101.0	30.255	107.2	1:49.188 (2)	88.75	0.014	12:50:39.335	
4 -	27.181	112.2	30.451	91.6	21.337	99.8	30.205	106.6	1:49.174 (1)	88.76		12:52:28.509	
5 -	27.780	110.9	31.235	91.5	21.357	99.8	31.774	103.0	1:52.146	86.41	2.972	12:54:20.655	
6 -	27.208	113.5	29.749	91.6	28.805	94.2	IN PIT		2:02.226	P	79.29	13.052	12:56:22.881
7 -	OUTLAP	108.9	30.969	89.8	21.257	100.1	30.910	104.0	4:25.272	36.53	2:36.098	13:00:48.153	
8 -	27.480	109.2	30.131	90.8	21.250	100.0							

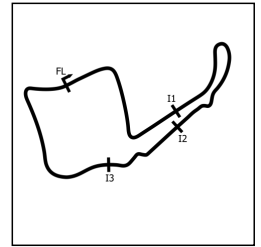
P14 23		Alex REMESAL-LOMAS				Honda - Fibre Tec Honda By MLav Racing						
IDEAL LAP TIME : 1:49.173		BEST LAP TIME : 1:49.246				DIFFERENCE : 0.073						
LAP	SECTOR 1	SECTOR 2		SECTOR 3		SECTOR 4		LAP TIME	MPH	DIFF	TIME OF DAY	
1 -	OUTLAP	109.4	33.225	93.0	22.460	101.0	32.737	106.3			12:47:04.086	
2 -	27.745	113.3	31.580	93.9	21.612	102.2	31.463	107.5	1:52.400	86.22	3.154	12:48:56.486
3 -	27.726	112.2	31.151	93.7	21.497	103.0	30.290	108.4	1:50.664	87.57	1.418	12:50:47.150
4 -	27.541	112.5	30.777	92.8	21.499	103.0	30.442	107.5	1:50.259	87.89	1.013	12:52:37.409
5 -	27.439	113.1	30.627	92.6	21.380	102.7	30.234	107.8	1:49.680 (3)	88.35	0.434	12:54:27.089
6 -	28.081	108.2	32.073	92.3	21.881	101.9	30.907	106.1	1:52.942	85.80	3.696	12:56:20.031
7 -	28.050	112.5	30.807	93.0	21.537	102.4	30.456	107.5	1:50.850	87.42	1.604	12:58:10.881
8 -	27.323	113.7	30.564	93.3	21.416	102.4	30.502	107.2	1:49.805	88.25	0.559	13:00:00.686
9 -	27.542	112.7	32.728	74.9	23.275	95.3	30.970	107.3	1:54.515	84.62	5.269	13:01:55.201
10 -	27.383	112.9	30.658	93.0	21.343	102.6	30.449	108.0	1:49.833	88.23	0.587	13:03:45.034
11 -	27.310	113.3	30.636	93.2	21.330	101.8	30.187	108.5	1:49.463 (2)	88.53	0.217	13:05:34.497
12 -	28.945	109.1	31.167	93.4	21.208	103.4	30.395	108.0	1:51.715	86.75	2.469	13:07:26.212
13 -	27.651	112.7	31.367	93.0	21.252	104.0	30.188	107.2	1:50.458	87.73	1.212	13:09:16.670
14 -	27.218	114.1	30.566	93.2	21.279	103.7	30.183	107.8	1:49.246 (1)	88.71		13:11:05.916

P15 19		Tyler HUMPHRIES				Honda - Fibre Tec Honda By MLav Racing							
IDEAL LAP TIME : 1:49.049		BEST LAP TIME : 1:49.432				DIFFERENCE : 0.383							
LAP	SECTOR 1	SECTOR 2		SECTOR 3		SECTOR 4		LAP TIME	MPH	DIFF	TIME OF DAY		
1 -	OUTLAP	111.1	31.882	92.5	21.849	101.9	30.886	108.0			12:46:57.434		
2 -	27.901	112.5	30.825	95.0	21.327	102.4	30.695	108.7	1:50.748	87.50	1.316	12:48:48.182	
3 -	27.876	112.7	30.963	94.1	21.163	104.0	30.327	109.1	1:50.329	87.84	0.897	12:50:38.511	
4 -	27.649	114.1	30.667	93.7	21.279	104.5	30.229	108.4	1:49.824	88.24	0.392	12:52:28.335	
5 -	27.726	113.5	31.247	93.5	21.461	103.8	31.661	102.1	1:52.095	86.45	2.663	12:54:20.430	
6 -	29.129	110.3	32.983	92.4	25.090	96.6	IN PIT		2:05.349	P	77.31	15.917	12:56:25.779
7 -	OUTLAP	113.1	30.620	93.0	21.390	103.0	30.436	107.8	6:01.571	26.80	4:12.139	13:02:27.350	
8 -	27.529	113.7	30.351	93.8	21.377	102.6	30.412	108.7	1:49.669	88.36	0.237	13:04:17.019	
9 -	27.528	114.5	30.321	94.2	21.134	102.7	30.459	108.0	1:49.442 (2)	88.55	0.010	13:06:06.461	
10 -	27.520	114.3	30.624	92.3	21.314	103.2	30.618	107.5	1:50.076	88.04	0.644	13:07:56.537	
11 -	27.515	114.1	30.352	93.9	21.249	103.5	30.373	107.3	1:49.489 (3)	88.51	0.057	13:09:46.026	
12 -	27.365	114.9	30.451	94.1	21.194	103.4	30.422	108.4	1:49.432 (1)	88.56		13:11:35.458	

2026 ZYN British Superbike Championship - Round 1

R&G Moto4 British Cup

FREE PRACTICE 2 - SECTOR ANALYSIS



SECTOR 1 = FL to I1, SECTOR 2 = I1 to I2, SECTOR 3 = I2 to I3, SECTOR 4 = I3 to FL, DIFF = Difference To Personal Best Lap, P = Crossed Finish Line in Pit Lane, D = Time Disallowed

P16 90		Aeziah DIVINE				Honda - Fibre Tec Honda By MLav Racing						
IDEAL LAP TIME : 1:50.198		BEST LAP TIME : 1:50.423				DIFFERENCE : 0.225						
LAP	SECTOR 1	SECTOR 2		SECTOR 3		SECTOR 4		LAP TIME	MPH	DIFF	TIME OF DAY	
1 -	OUTLAP	110.0	32.267	92.9	22.139	101.8	30.930	107.5			12:46:58.055	
2 -	27.790	112.4	30.941	93.7	21.572	101.3	30.538	109.4	1:50.841 (3)	87.43	0.418	12:48:48.896
3 -	28.081	112.5	31.369	94.5	21.966	102.7	30.348	108.5	1:51.764	86.71	1.341	12:50:40.660
4 -	27.679	112.0	30.923	92.9	22.127	101.8	30.482	106.3	1:51.211	87.14	0.788	12:52:31.871
5 -	27.595	112.7	30.945	91.9	21.844	101.2	31.061	106.8	1:51.445	86.96	1.022	12:54:23.316
6 -	27.506	114.1	30.812	92.3	21.656	102.7	30.449	106.1	1:50.423 (1)	87.76		12:56:13.739
7 -	27.547	113.5	30.790	92.9	21.626	101.8	30.621	107.0	1:50.584 (2)	87.63	0.161	12:58:04.323
8 -	27.530	113.9	31.012	90.4	21.675	102.1	30.753	104.3	1:50.970	87.33	0.547	12:59:55.293
9 -	27.834	113.1	30.913	92.8	21.698	101.8	IN PIT		1:57.931 P	82.17	7.508	13:01:53.224
10 -	OUTLAP	110.7	31.433	92.6	22.120	98.3	32.956	102.6	3:22.425	47.87	1:32.002	13:05:15.649
11 -	27.869	113.3	30.772	92.8	21.703	101.6	30.572	105.8	1:50.916	87.37	0.493	13:07:06.565
12 -	27.627	112.7	30.947	92.4	21.830	102.2	30.483	105.8	1:50.887	87.39	0.464	13:08:57.452
13 -	27.743	112.7	31.047	92.1	21.835	101.6	30.466	106.3	1:51.091	87.23	0.668	13:10:48.543

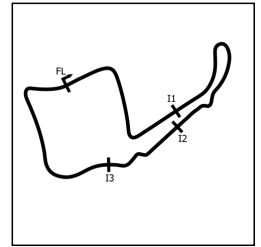
P17 34		Charlie CUNNINGHAM				Honda - Mortimer Racing						
IDEAL LAP TIME : 1:53.694		BEST LAP TIME : 1:53.713				DIFFERENCE : 0.019						
LAP	SECTOR 1	SECTOR 2		SECTOR 3		SECTOR 4		LAP TIME	MPH	DIFF	TIME OF DAY	
1 -	OUTLAP	109.6	32.947	91.0	23.167	100.1	31.978	105.1			12:47:02.811	
2 -	28.864	109.8	32.796	91.5	22.353	100.0	31.616	104.5	1:55.629	83.81	1.916	12:48:58.440
3 -	29.239	108.0	32.856	91.0	22.418	100.3	31.608	104.5	1:56.121	83.45	2.408	12:50:54.561
4 -	28.875	107.2	32.496	90.6	22.322	100.1	IN PIT		2:02.330 P	79.22	8.617	12:52:56.891
5 -	OUTLAP	105.0	32.966	88.7	22.828	99.1	32.155	102.9	3:53.058	41.58	1:59.345	12:56:49.949
6 -	28.880	110.0	32.458	90.1	22.317	100.3	31.641	103.7	1:55.296	84.05	1.583	12:58:45.245
7 -	28.854	109.2	32.814	89.8	22.280	99.8	31.488	104.0	1:55.436	83.95	1.723	13:00:40.681
8 -	28.519	109.2	32.236	90.1	22.510	96.8	31.440	104.2	1:54.705	84.48	0.992	13:02:35.386
9 -	28.398	109.2	31.962	91.4	22.125	99.4	31.228	105.0	1:53.713 (1)	85.22		13:04:29.099
10 -	28.524	109.2	32.242	90.4	22.106	99.8	31.467	104.0	1:54.339 (2)	84.75	0.626	13:06:23.438
11 -	28.477	107.2	32.129	90.5	22.284	99.2	31.543	102.9	1:54.433 (3)	84.68	0.720	13:08:17.871
12 -	28.708	107.5	33.514	86.3	22.860	97.9	32.243	102.7	1:57.325	82.60	3.612	13:10:15.196

P18 12		Archie HOOPER				Honda - AH Racing						
IDEAL LAP TIME : 1:53.954		BEST LAP TIME : 1:54.044				DIFFERENCE : 0.090						
LAP	SECTOR 1	SECTOR 2		SECTOR 3		SECTOR 4		LAP TIME	MPH	DIFF	TIME OF DAY	
1 -	OUTLAP	108.5	33.951	91.1	22.919	98.9	32.313	106.8			12:47:37.148	
2 -	29.572	109.1	33.383	93.0	22.737	98.2	32.662	105.0	1:58.354	81.88	4.310	12:49:35.502
3 -	29.507	109.1	33.480	92.5	22.617	99.1	IN PIT		2:07.236 P	76.16	13.192	12:51:42.738
4 -	OUTLAP	109.4	34.324	89.5	23.158	99.4	32.364	106.6	2:41.794	59.89	47.750	12:54:24.532
5 -	29.610	111.8	33.104	90.0	23.088	100.6	IN PIT		2:06.869 P	76.38	12.825	12:56:31.401
6 -	OUTLAP	110.5	33.438	91.6	23.049	97.9	31.937	106.1	2:34.370	62.77	40.326	12:59:05.771
7 -	29.215	111.1	32.727	93.0	22.346	101.5	31.495	107.2	1:55.783	83.70	1.739	13:01:01.554
8 -	28.923	110.5	32.568	91.5	22.268	101.3	31.781	104.6	1:55.540	83.87	1.496	13:02:57.094
9 -	28.959	111.4	32.130	92.5	22.325	101.8	31.069	108.7	1:54.483 (2)	84.65	0.439	13:04:51.577
10 -	29.297	112.0	33.183	89.7	22.942	99.2	32.515	106.1	1:57.937	82.17	3.893	13:06:49.514
11 -	29.089	110.7	32.264	92.0	22.425	100.9	31.736	105.5	1:55.514 (3)	83.89	1.470	13:08:45.028
12 -	28.524	112.5	32.195	91.9	22.231	102.6	31.094	107.7	1:54.044 (1)	84.97		13:10:39.072

2026 ZYN British Superbike Championship - Round 1

R&G Moto4 British Cup

FREE PRACTICE 2 - SECTOR ANALYSIS



SECTOR 1 = FL to I1, SECTOR 2 = I1 to I2, SECTOR 3 = I2 to I3, SECTOR 4 = I3 to FL, DIFF = Difference To Personal Best Lap, P = Crossed Finish Line in Pit Lane, D = Time Disallowed

P19 65		Lilly RHODES				Honda - Wilson Racing							
IDEAL LAP TIME : 1:55.143		BEST LAP TIME : 1:56.041				DIFFERENCE : 0.898							
LAP	SECTOR 1	SECTOR 2		SECTOR 3		SECTOR 4		LAP TIME	MPH	DIFF	TIME OF DAY		
1 -	OUTLAP	108.2	33.928	89.9	23.406	98.8	32.391	105.5			12:47:24.869		
2 -	29.223	109.2	33.522	91.6	23.498	99.1	32.425	105.0	1:58.668	81.66	2.627	12:49:23.537	
3 -	29.119	110.3	33.517	91.4	22.984	99.8	IN PIT		2:04.863	P	77.61	8.822	12:51:28.400
4 -	OUTLAP	107.2	33.243	90.9	27.011	100.0	32.516	102.4	2:17.474	D	70.49	21.430	12:53:45.871
5 -	29.783	107.8	33.930	87.6	22.912	98.6	32.626	103.0	1:59.251	81.26	3.210	12:55:45.122	
6 -	29.309	110.1	33.208	89.4	22.834	99.7	32.213	104.6	1:57.564	82.43	1.523	12:57:42.686	
7 -	29.123	110.5	32.834	90.5	22.927	99.7	31.900	104.5	1:56.784	82.98	0.743	12:59:39.470	
8 -	29.183	110.1	32.713	91.0	22.601	100.1	32.432	105.3	1:56.929	82.88	0.888	13:01:36.399	
9 -	28.465	110.1	32.659	90.0	22.601	99.5	32.558	104.5	1:56.283	(2)	83.34	0.242	13:03:32.682
10 -	29.152	111.1	32.306	91.5	22.804	99.8	32.158	105.5	1:56.420	(3)	83.24	0.379	13:05:29.102
11 -	28.655	110.7	32.984	90.6	22.631	98.2	31.771	104.3	1:56.041	(1)	83.51		13:07:25.143
12 -	28.768	110.5	32.515	91.1	22.733	100.0	32.414	103.8	1:56.430	83.23	0.389	13:09:21.573	
13 -	28.969	110.9	32.930	89.7	22.705	99.8	32.073	104.6	1:56.677	83.06	0.636	13:11:18.250	

P20 58		Max RHODES				Honda - Wilson Racing							
IDEAL LAP TIME : 1:55.615		BEST LAP TIME : 1:56.160				DIFFERENCE : 0.545							
LAP	SECTOR 1	SECTOR 2		SECTOR 3		SECTOR 4		LAP TIME	MPH	DIFF	TIME OF DAY		
1 -	OUTLAP	106.5	35.360	89.0	23.817	97.8	32.830	104.2			12:47:23.742		
2 -	29.698	106.5	33.886	89.7	23.197	95.8	32.438	104.0	1:59.219	81.28	3.059	12:49:22.961	
3 -	29.484	106.5	33.305	90.4	23.096	99.4	32.319	102.9	1:58.204	81.98	2.044	12:51:21.165	
4 -	29.604	106.6	33.632	89.5	22.883	100.1	32.419	101.8	1:58.538	81.75	2.378	12:53:19.703	
5 -	29.550	107.7	33.317	89.3	23.015	99.4	32.297	102.9	1:58.179	82.00	2.019	12:55:17.882	
6 -	29.123	107.7	32.975	91.0	27.916	98.2	32.508	101.5	2:02.522	D	79.09	6.362	12:57:20.404
7 -	29.315	108.0	33.011	89.5	22.673	99.7	31.790	104.0	1:56.789	82.98	0.629	12:59:17.193	
8 -	28.884	108.0	32.809	89.8	22.740	99.5	31.991	103.2	1:56.424	(3)	83.24	0.264	13:01:13.617
9 -	28.911	107.8	32.950	89.4	22.654	99.2	32.183	104.2	1:56.698	83.04	0.538	13:03:10.315	
10 -	29.086	108.0	32.847	90.8	22.778	98.9	32.126	105.0	1:56.837	82.94	0.677	13:05:07.152	
11 -	28.947	108.4	32.709	90.0	22.579	99.4	31.977	104.2	1:56.212	(2)	83.39	0.052	13:07:03.364
12 -	28.550	108.5	32.816	90.4	23.207	99.5	33.189	100.3	1:57.762	82.29	1.602	13:09:01.126	
13 -	28.888	108.4	32.696	89.7	22.612	100.3	31.964	101.8	1:56.160	(1)	83.43		13:10:57.286

P21 71		Lucy CURTIS				Honda - Fibre Tec Honda By MLav Racing							
IDEAL LAP TIME : 1:58.195		BEST LAP TIME : 1:58.195				DIFFERENCE : 0.000							
LAP	SECTOR 1	SECTOR 2		SECTOR 3		SECTOR 4		LAP TIME	MPH	DIFF	TIME OF DAY		
1 -	OUTLAP	108.0	35.219	88.5	23.963	95.3	33.616	102.4			12:47:11.556		
2 -	30.397	107.0	34.254	89.3	23.447	95.1	33.205	102.7	2:01.303	79.89	3.108	12:49:12.859	
3 -	30.538	106.8	34.120	89.0	23.357	97.1	32.905	102.7	2:00.920	80.14	2.725	12:51:13.779	
4 -	30.334	107.3	34.156	88.5	23.231	96.4	33.030	100.6	2:00.751	80.25	2.556	12:53:14.530	
5 -	30.231	107.3	34.005	88.3	23.270	96.4	32.959	100.9	2:00.465	80.44	2.270	12:55:14.995	
6 -	30.429	107.2	34.314	87.8	23.396	95.0	IN PIT		2:09.632	P	74.76	11.437	12:57:24.627
7 -	OUTLAP	109.6	33.938	87.7	23.498	95.5	32.880	101.9	2:38.649	61.08	40.454	13:00:03.276	
8 -	30.502	106.1	33.906	88.1	23.299	93.8	32.983	103.2	2:00.690	80.29	2.495	13:02:03.966	
9 -	29.788	108.5	33.489	88.6	22.957	96.8	32.776	102.9	1:59.010	(2)	81.43	0.815	13:04:02.976
10 -	29.991	107.5	33.554	88.1	22.928	96.1	32.965	102.6	1:59.438	(3)	81.14	1.243	13:06:02.414
11 -	29.582	108.9	33.229	89.2	22.780	97.5	32.604	101.6	1:58.195	(1)	81.99		13:08:00.609
12 -	29.921	106.6	33.908	87.6	23.252	96.6	32.948	101.6	2:00.029	80.74	1.834	13:10:00.638	
13 -	47.771	73.8	36.817	84.2	24.719	92.3							

P22 42		Thorley TREVORROW				Honda - Fibre Tec Honda By MLav Racing					
IDEAL LAP TIME :		BEST LAP TIME :				DIFFERENCE :					
LAP	SECTOR 1	SECTOR 2		SECTOR 3		SECTOR 4		LAP TIME	MPH	DIFF	TIME OF DAY
1 -	OUTLAP	106.6	33.443	91.5	30.791	77.6	IN PIT		P		12:50:05.291

2026 ZYN British Superbike Championship - Round 1

R&G Moto4 British Cup

FREE PRACTICE 2 - BEST SECTORS

SECTOR 1		SECTOR 2		SECTOR 3		SECTOR 4		IDEAL / BEST COMPARISON							
POS	NO	TIME	NO	TIME	NO	TIME	NO	TIME	POS	NO	NAME	IDEAL	BEST	DIFF	
												PERFECT LAP	1:45.828		
1	16	26.427	16	29.316	64	20.677	24	29.408	1	16	BURROWS	1:45.971	1:46.303	0.332	
2	63	26.545	63	29.472	16	20.719	16	29.509	2	63	DUNABIE	1:46.324	1:46.555	0.231	
3	37	26.683	24	29.495	63	20.784	63	29.523	3	24	FROST	1:46.466	1:46.466	0.000	
4	24	26.725	64	29.518	37	20.809	64	29.674	4	64	EDMUNDS	1:46.663	1:46.998	0.335	
5	7	26.787	37	29.557	24	20.838	37	29.694	5	37	HOLT	1:46.743	1:47.040	0.297	
6	64	26.794	31	29.749	88	20.970	7	29.722	6	7	FITCHETT	1:47.565	1:48.081	0.516	
7	15	26.915	88	29.992	7	20.980	11	29.723	7	88	FOSTER	1:47.849	1:47.985	0.136	
8	88	26.986	15	30.022	11	21.061	15	29.851	8	15	DAY	1:47.853	1:48.013	0.160	
9	27	27.013	7	30.076	15	21.065	88	29.901	9	31	McCARTNEY	1:47.955	1:49.174	1.219	
10	31	27.024	11	30.139	19	21.134	27	29.916	10	11	BISHOP	1:48.020	1:48.109	0.089	
11	78	27.067	78	30.217	27	21.185	31	29.955	11	27	COOPER	1:48.395	1:49.045	0.650	
12	11	27.097	67	30.266	23	21.208	78	30.180	12	78	WILLIAMS	1:48.746	1:48.975	0.229	
13	67	27.214	27	30.281	31	21.227	23	30.183	13	67	BOWES	1:49.020	1:49.131	0.111	
14	23	27.218	19	30.321	78	21.282	67	30.222	14	19	HUMPHRIES	1:49.049	1:49.432	0.383	
15	19	27.365	23	30.564	67	21.318	19	30.229	15	23	REMESAL-LOMAS	1:49.173	1:49.246	0.073	
16	90	27.506	90	30.772	90	21.572	90	30.348	16	90	DIVINE	1:50.198	1:50.423	0.225	
17	34	28.398	34	31.962	34	22.106	12	31.069	17	34	CUNNINGHAM	1:53.694	1:53.713	0.019	
18	65	28.465	12	32.130	12	22.231	34	31.228	18	12	HOOPER	1:53.954	1:54.044	0.090	
19	12	28.524	65	32.306	58	22.579	65	31.771	19	65	RHODES	1:55.143	1:56.041	0.898	
20	58	28.550	58	32.696	65	22.601	58	31.790	20	58	RHODES	1:55.615	1:56.160	0.545	
21	71	29.582	71	33.229	71	22.780	71	32.604	21	71	CURTIS	1:58.195	1:58.195	0.000	
22			42	33.443	42	30.791			22	42	TREVORROW				

2026 ZYN British Superbike Championship - Round 1

R&G Moto4 British Cup

FREE PRACTICE 2 - BEST SPEEDS

POS	INTERMEDIATE 1			INTERMEDIATE 2			INTERMEDIATE 3			FINISH LINE		
	NO	NAME	MPH	NO	NAME	MPH	NO	NAME	MPH	NO	NAME	MPH
1	27	COOPER	117.9	15	DAY	95.7	63	DUNABIE	107.0	15	DAY	112.0
2	15	DAY	116.1	27	COOPER	95.5	15	DAY	105.6	11	BISHOP	110.7
3	63	DUNABIE	115.3	37	HOLT	95.3	64	EDMUNDS	105.1	27	COOPER	110.5
4	7	FITCHETT	115.3	11	BISHOP	95.3	27	COOPER	105.1	63	DUNABIE	109.8
5	16	BURROWS	115.1	63	DUNABIE	95.0	37	HOLT	105.0	37	HOLT	109.8
6	64	EDMUNDS	115.1	19	HUMPHRIES	95.0	88	FOSTER	104.8	90	DIVINE	109.4
7	37	HOLT	115.1	24	FROST	94.5	11	BISHOP	104.5	64	EDMUNDS	109.2
8	11	BISHOP	114.9	78	WILLIAMS	94.5	19	HUMPHRIES	104.5	7	FITCHETT	109.2
9	19	HUMPHRIES	114.9	90	DIVINE	94.5	24	FROST	104.3	19	HUMPHRIES	109.1
10	24	FROST	114.5	7	FITCHETT	94.3	23	REMESAL-LOMAS	104.0	24	FROST	108.9
11	78	WILLIAMS	114.5	88	FOSTER	94.2	16	BURROWS	103.8	88	FOSTER	108.9
12	23	REMESAL-LOMAS	114.1	64	EDMUNDS	94.1	7	FITCHETT	103.7	12	HOOPER	108.7
13	90	DIVINE	114.1	23	REMESAL-LOMAS	93.9	78	WILLIAMS	103.4	78	WILLIAMS	108.5
14	88	FOSTER	113.9	16	BURROWS	93.0	90	DIVINE	102.7	23	REMESAL-LOMAS	108.5
15	31	McCARTNEY	113.5	12	HOOPER	93.0	12	HOOPER	102.6	16	BURROWS	108.2
16	67	BOWES	112.5	67	BOWES	92.6	67	BOWES	101.9	67	BOWES	107.2
17	12	HOOPER	112.5	31	McCARTNEY	92.6	31	McCARTNEY	101.3	31	McCARTNEY	107.2
18	65	RHODES	111.1	65	RHODES	91.6	34	CUNNINGHAM	100.3	65	RHODES	105.5
19	34	CUNNINGHAM	110.0	34	CUNNINGHAM	91.5	58	RHODES	100.3	34	CUNNINGHAM	105.1
20	71	CURTIS	109.6	42	TREVORROW	91.5	65	RHODES	100.1	58	RHODES	105.0
21	58	RHODES	108.5	58	RHODES	91.0	71	CURTIS	97.5	71	CURTIS	103.2
22	42	TREVORROW	106.6	71	CURTIS	89.3	42	TREVORROW	77.6			

2026 ZYN British Superbike Championship - Round 1

R&G Moto4 British Cup

FREE PRACTICE 2 - TOP SPEEDS @ INTERMEDIATE 1

POS	NO	NAME	VEHICLE	TOP 5 SPEEDS (MPH)					AVG	BEST
1	27	COOPER	Honda	117.9	115.9	115.9	115.1	115.1	115.9	117.9
2	15	DAY	Honda	116.1	115.5	115.1	114.5	114.3	115.1	116.1
3	7	FITCHETT	Honda	115.3	114.7	114.5	113.5	113.5	114.3	115.3
4	63	DUNABIE	Honda	115.3	114.9	114.9	114.9	114.7	114.9	115.3
5	16	BURROWS	Honda	115.1	114.9	114.9	114.5	114.3	114.7	115.1
6	64	EDMUNDS	Honda	115.1	115.1	114.3	113.9	113.5	114.4	115.1
7	37	HOLT	Honda	115.1	114.3	114.1	113.7	113.7	114.2	115.1
8	11	BISHOP	Honda	114.9	114.5	114.3	114.1	114.1	114.4	114.9
9	19	HUMPHRIES	Honda	114.9	114.5	114.3	114.1	114.1	114.4	114.9
10	78	WILLIAMS	Honda	114.5	113.7	113.7	113.7	113.1	113.7	114.5
11	24	FROST	Honda	114.5	113.7	113.5	113.5	113.3	113.7	114.5
12	90	DIVINE	Honda	114.1	113.9	113.5	113.3	113.1	113.6	114.1
13	23	REMESAL-LOMAS	Honda	114.1	113.7	113.3	113.3	113.1	113.5	114.1
14	88	FOSTER	Honda	113.9	113.7	113.7	113.3	112.9	113.5	113.9
15	31	McCARTNEY	Honda	113.5	112.2	112.2	111.6	110.9	112.1	113.5
16	67	BOWES	Honda	112.5	112.4	111.6	111.4	111.2	111.8	112.5
17	12	HOOPER	Honda	112.5	112.0	111.8	111.4	111.1	111.8	112.5
18	65	RHODES	Honda	111.1	110.9	110.7	110.5	110.5	110.7	111.1
19	34	CUNNINGHAM	Honda	110.0	109.8	109.6	109.2	109.2	109.6	110.0
20	71	CURTIS	Honda	109.6	108.9	108.5	108.0	107.5	108.5	109.6
21	58	RHODES	Honda	108.5	108.4	108.4	108.0	108.0	108.3	108.5
22	42	TREVORROW	Honda	106.6					106.6	106.6

2026 ZYN British Superbike Championship - Round 1

R&G Moto4 British Cup

FREE PRACTICE 2 - STATISTICS

Competitors Started 22
Planned Start 2026-05-02 @ 12:45:00.000
Actual Start 2026-05-02 @ 12:45:01.161
Finish Time 2026-05-02 @ 13:10:01.161
Track Length 2.6920mi.
Total Laps 265
Total Distance Covered 713.3875mi.

Session Fastest Lap History

NO	NAME	LAP TIME	TIME OF DAY	LAP	VEHICLE
19	Tyler HUMPHRIES	1:50.748	12:48:48.182	2	Honda
37	Marco HOLT	1:48.678	12:48:48.741	2	Honda
16	Jack BURROWS	1:48.140	12:48:49.820	2	Honda
16	Jack BURROWS	1:47.284	12:50:37.104	3	Honda
37	Marco HOLT	1:47.040	12:52:24.453	4	Honda
63	Jack DUNABIE	1:46.878	13:02:38.245	8	Honda
63	Jack DUNABIE	1:46.703	13:06:12.070	10	Honda
16	Jack BURROWS	1:46.303	13:06:58.517	12	Honda

Flag History

TYPE	TIME OF DAY
GREEN	12:45:01.161
FINISH	13:10:01.161

Flag Statistics

TYPE	COUNT	TOTAL LAPS	TOTAL TIME
Green	1	14	28:18.487
Red	0	0	0.000
Safety Car	0	0	0.000
FCY	0	0	0.000

2026 ZYN British Superbike Championship - Round 1

R&G Moto4 British Cup

FREE PRACTICE 2 - SESSION NOTES

TIME	MESSAGE
13:00:21	NO.16 EXCEEDED TRACK LIMITS T1 - LAPTIME CANCELLED
13:02:58	NO.31 FALLER AT T16 LODGE - RIDER OK
13:05:01	NO.37 EXCEEDED TRACK LIMITS T3 - LAPTIME CANCELLED
13:10:09	

2026 ZYN British Superbike Championship - Round 1

R&G Moto4 British Cup

FREE PRACTICE 2 - WEATHER CONDITIONS

