

2026 ZYN British Superbike Championship - Round 1

R&G Moto4 British Cup



QUALIFYING - CLASSIFICATION

POS	NO	NAME	NAT	ENTRY	TIME	ON	LAPS	GAP	DIFF	MPH
1	63	Jack DUNABIE	GBR	Honda - Kovara Projects / RS Racing	1:45.724	12	14			91.66
2	16	Jack BURROWS	GBR	Honda - Burrows Engineering / RK Racing	1:45.745	10	13	0.021	0.021	91.64
3	24	Ryan FROST	GBR	Honda - Fibre Tec Honda By MLav Racing	1:45.834	11	14	0.110	0.089	91.57
4	7	Luke FITCHETT	GBR	Honda - Kovara Projects / RS Racing	1:46.365	9	13	0.641	0.531	91.11
5	37	Marco HOLT	GBR	Honda - City Lifting / RS Racing	1:46.541	10	10	0.817	0.176	90.96
6	64	Clayton EDMUNDS	GBR	Honda - City Lifting / RS Racing	1:47.222	12	13	1.498	0.681	90.38
7	27	Hudson COOPER	GBR	Honda - Rides R Us / NW Racing	1:47.538	12	14	1.814	0.316	90.11
8	88	Mason FOSTER	GBR	Honda - Mortimer Racing	1:47.652	12	12	1.928	0.114	90.02
9	11	Jensen BISHOP	GBR	Honda - Wilson Racing	1:47.699	9	14	1.975	0.047	89.98
10	31	Henry McCARTNEY	GBR	Honda - Stanford Racing	1:47.839	11	13	2.115	0.140	89.86
11	78	Joshua WILLIAMS	GBR	Honda - Dunsley Heat Racing	1:47.868	10	13	2.144	0.029	89.84
12	15	Harrison DAY	GBR	Honda - LRA Moto supported by HV Solutions	1:47.964	14	14	2.240	0.096	89.76
13	67	George BOWES	GBR	Honda - A Edwards Racing	1:48.762	4	13	3.038	0.798	89.10
14	23	Alex REMESAL-LOMAS	ESP	Honda - Fibre Tec Honda By MLav Racing	1:48.924	6	14	3.200	0.162	88.97
15	19	Tyler HUMPHRIES	GBR	Honda - Fibre Tec Honda By MLav Racing	1:49.143	6	14	3.419	0.219	88.79
16	90	Aeziah DIVINE	BMU	Honda - Fibre Tec Honda By MLav Racing	1:49.421	13	13	3.697	0.278	88.56
17	42	Thorley TREVORROW	GBR	Honda - Fibre Tec Honda By MLav Racing	1:49.624	10	14	3.900	0.203	88.40
18	12	Archie HOOPER	GBR	Honda - AH Racing	1:52.884	9	13	7.160	3.260	85.85
19	34	Charlie CUNNINGHAM	GBR	Honda - Mortimer Racing	1:53.005	10	12	7.281	0.121	85.75
20	65	Lilly RHODES	GBR	Honda - Wilson Racing	1:55.697	4	13	9.973	2.692	83.76
QUALIFYING LAPTIME (110.0% of 1:45.724) = 1:56.296										
21	58	Max RHODES	GBR	Honda - Wilson Racing	1:56.597	5	8	10.873	0.900	83.11
22	71	Lucy CURTIS	GBR	Honda - Fibre Tec Honda By MLav Racing	1:58.741	12	12	13.017	2.144	81.61

Weather / Track : Cloudy / Dry

These results are provisional until the conclusion of any judicial and technical matters.

Date: 02/05/2026 Start: 17:35 Finish: 18:00
Oulton Park International: 2.6920 miles

Race Director: Stuart Higgs

Timekeeper: Richard Evans

S. Higgs

R. EVANS



Digitally Approved at 18:15 Saturday, 02 May 2026

Digitally Approved at 18:06 Saturday, 02 May 2026

Results can be found at www.tsl-timing.com

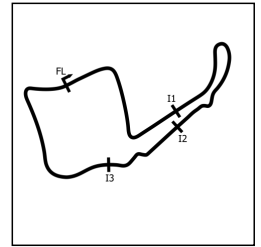
Printed - 18:03 Saturday, 02 May 2026



2026 ZYN British Superbike Championship - Round 1

R&G Moto4 British Cup

QUALIFYING - SECTOR ANALYSIS



SECTOR 1 = FL to I1, SECTOR 2 = I1 to I2, SECTOR 3 = I2 to I3, SECTOR 4 = I3 to FL, DIFF = Difference To Personal Best Lap, P = Crossed Finish Line in Pit Lane, D = Time Disallowed

P1 63		Jack DUNABIE						Honda - Kovara Projects / RS Racing				
IDEAL LAP TIME : 1:45.681		BEST LAP TIME : 1:45.724				DIFFERENCE : 0.043						
LAP	SECTOR 1	SECTOR 2		SECTOR 3		SECTOR 4		LAP TIME	MPH	DIFF	TIME OF DAY	
1 -	OUTLAP	111.2	31.504	92.5	21.934	101.5	30.105	108.9			17:37:26.091	
2 -	26.976	114.9	29.994	94.5	21.150	104.3	29.712	110.0	1:47.832	89.87	2.108	17:39:13.923
3 -	26.537	115.9	29.812	94.2	21.045	105.0	29.500	110.0	1:46.894	90.66	1.170	17:41:00.817
4 -	26.476	115.1	29.544	95.0	20.811	105.5	29.479	109.8	1:46.310	91.16	0.586	17:42:47.127
5 -	26.622	113.7	29.806	93.5	22.856	88.3	33.044	109.8	1:52.328	86.27	6.604	17:44:39.455
6 -	26.417	115.3	29.574	94.6	20.772	104.0	29.358	110.3	1:46.121	(3) 91.32	0.397	17:46:25.576
7 -	26.943	111.2	30.333	94.6	20.936	105.1	29.441	111.4	1:47.653	90.02	1.929	17:48:13.229
8 -	26.392	115.9	30.284	91.8	20.837	105.3	30.571	111.1	1:48.084	89.66	2.360	17:50:01.313
9 -	26.523	113.7	29.639	93.4	21.011	103.5	29.484	108.9	1:46.657	90.86	0.933	17:51:47.970
10 -	26.599	114.7	29.999	82.3	28.396	99.8	30.419	109.2	1:55.413 D	83.97	9.689	17:53:43.383
11 -	26.565	114.7	29.432	94.5	20.770	104.0	29.393	109.8	1:46.160	91.28	0.436	17:55:29.543
12 -	26.336	115.3	29.337	94.9	20.740	104.5	29.311	109.6	1:45.724	(1) 91.66		17:57:15.267
13 -	27.700	109.8	32.032	93.8	22.771	98.8	29.626	109.4	1:52.129	86.42	6.405	17:59:07.396
14 -	26.355	115.7	29.388	95.1	20.825	104.6	29.268	110.0	1:45.836	(2) 91.56	0.112	18:00:53.232

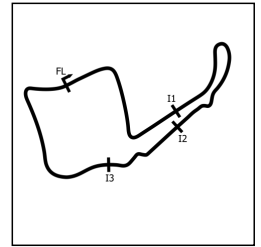
P2 16		Jack BURROWS						Honda - Burrows Engineering / RK Racing				
IDEAL LAP TIME : 1:45.723		BEST LAP TIME : 1:45.745				DIFFERENCE : 0.022						
LAP	SECTOR 1	SECTOR 2		SECTOR 3		SECTOR 4		LAP TIME	MPH	DIFF	TIME OF DAY	
1 -	OUTLAP	109.1	31.085	91.8	21.351	101.6	30.035	107.0			17:37:54.589	
2 -	26.966	111.2	29.887	92.3	20.902	102.9	29.605	107.7	1:47.360	90.26	1.615	17:39:41.949
3 -	26.576	112.2	29.560	92.9	20.766	102.7	29.634	107.7	1:46.536	90.96	0.791	17:41:28.485
4 -	26.560	111.8	29.728	91.3	20.984	102.2	29.632	107.7	1:46.904	90.65	1.159	17:43:15.389
5 -	26.475	113.1	29.491	91.9	20.787	102.6	29.546	108.0	1:46.299	(2) 91.17	0.554	17:45:01.688
6 -	27.232	107.2	30.191	90.1	22.035	98.3	IN PIT		1:54.216	P 84.85	8.471	17:46:55.904
7 -	OUTLAP	110.9	30.422	90.5	21.008	102.6	29.500	108.2	3:42.767	43.50	1:57.022	17:50:38.671
8 -	26.794	112.7	29.595	91.5	25.208	96.6	29.858	107.8	1:51.455 D	86.95	5.710	17:52:30.126
9 -	26.502	114.1	29.681	91.6	20.797	103.5	29.405	108.4	1:46.385	(3) 91.09	0.640	17:54:16.511
10 -	26.110	115.3	29.442	92.1	20.786	102.7	29.407	107.7	1:45.745	(1) 91.64		17:56:02.256
11 -	27.448	109.6	29.517	91.1	20.933	103.2	29.964	108.7	1:47.862	89.84	2.117	17:57:50.118
12 -	26.671	114.5	29.547	90.1	20.936	102.9	29.494	109.2	1:46.648	90.87	0.903	17:59:36.766
13 -	28.246	107.0	29.823	92.5	20.834	102.4	29.760	106.3	1:48.663	89.18	2.918	18:01:25.429

P3 24		Ryan FROST						Honda - Fibre Tec Honda By MLav Racing				
IDEAL LAP TIME : 1:45.698		BEST LAP TIME : 1:45.834				DIFFERENCE : 0.136						
LAP	SECTOR 1	SECTOR 2		SECTOR 3		SECTOR 4		LAP TIME	MPH	DIFF	TIME OF DAY	
1 -	OUTLAP	106.1	32.676	90.0	21.936	103.4	30.388	108.7			17:37:20.332	
2 -	27.036	113.9	30.288	93.7	21.231	104.3	29.706	110.0	1:48.261	89.51	2.427	17:39:08.593
3 -	26.657	114.5	30.493	94.3	21.081	104.2	29.610	109.6	1:47.841	89.86	2.007	17:40:56.434
4 -	26.683	114.5	29.745	93.9	20.972	104.3	29.552	109.6	1:46.952	90.61	1.118	17:42:43.386
5 -	26.737	114.7	29.571	94.2	21.143	102.7	29.691	109.1	1:47.142	90.45	1.308	17:44:30.528
6 -	26.752	114.1	29.668	93.7	20.909	103.7	29.513	109.2	1:46.842	90.70	1.008	17:46:17.370
7 -	26.664	114.1	29.594	94.3	20.741	104.5	29.438	109.8	1:46.437	91.05	0.603	17:48:03.807
8 -	27.495	110.0	29.642	94.3	20.914	103.5	29.586	108.7	1:47.637	90.03	1.803	17:49:51.444
9 -	26.629	114.1	29.797	93.0	20.737	104.0	29.348	109.1	1:46.511	90.98	0.677	17:51:37.955
10 -	26.698	113.7	29.456	94.5	20.714	104.3	29.424	108.7	1:46.292	(3) 91.17	0.458	17:53:24.247
11 -	26.585	113.5	29.353	93.9	20.636	105.0	29.260	109.6	1:45.834	(1) 91.57		17:55:10.081
12 -	26.454	114.9	29.577	94.1	21.490	101.9	29.756	108.9	1:47.277	90.33	1.443	17:56:57.358
13 -	26.657	113.5	29.412	93.3	20.726	103.8	29.417	108.7	1:46.212	(2) 91.24	0.378	17:58:43.570
14 -	26.699	114.1	29.348	94.2	21.062	103.2	29.408	108.9	1:46.517	90.98	0.683	18:00:30.087

2026 ZYN British Superbike Championship - Round 1

R&G Moto4 British Cup

QUALIFYING - SECTOR ANALYSIS



SECTOR 1 = FL to I1, SECTOR 2 = I1 to I2, SECTOR 3 = I2 to I3, SECTOR 4 = I3 to FL, DIFF = Difference To Personal Best Lap, P = Crossed Finish Line in Pit Lane, D = Time Disallowed

P4		7		Luke FITCHETT				Honda - Kovara Projects / RS Racing					
IDEAL LAP TIME : 1:46.305		BEST LAP TIME : 1:46.365				DIFFERENCE : 0.060							
LAP	SECTOR 1	SECTOR 2		SECTOR 3		SECTOR 4		LAP TIME	MPH	DIFF	TIME OF DAY		
1 -	OUTLAP	110.0	32.004	91.8	22.071	101.2	31.248	107.3			17:36:59.275		
2 -	27.395	113.9	31.170	93.3	21.150	103.7	31.794	106.3	1:51.509	86.91	5.144	17:38:50.784	
3 -	27.113	113.7	29.932	93.7	21.095	103.4	29.562	110.1	1:47.702	89.98	1.337	17:40:38.486	
4 -	26.978	114.3	30.562	92.9	27.836	99.4	IN PIT		2:02.594	P	79.05	16.229	17:42:41.080
5 -	OUTLAP	111.8	30.695	92.3	21.378	101.8	30.217	105.8	4:21.083	37.11	2:34.718	17:47:02.163	
6 -	27.072	113.7	30.018	93.0	20.802	103.5	29.676	109.1	1:47.568	(3)	90.09	1.203	17:48:49.731
7 -	26.764	114.5	29.680	94.2	20.749	103.2	29.412	108.2	1:46.605	(2)	90.90	0.240	17:50:36.336
8 -	27.106	112.0	30.153	93.5	20.869	102.2	29.827	107.7	1:47.955	89.77	1.590	17:52:24.291	
9 -	26.615	113.3	29.740	93.7	20.642	103.0	29.368	108.0	1:46.365	(1)	91.11		17:54:10.656
10 -	26.620	114.7	29.850	93.3	27.402	99.2	29.851	108.0	4:53.723	D	85.21	7.358	17:56:04.379
11 -	26.968	109.6	30.781	93.4	21.000	101.6	29.937	107.2	1:48.686	89.16	2.321	17:57:53.065	
12 -	28.153	108.5	30.616	92.8	21.119	102.4	29.674	108.2	1:49.562	88.45	3.197	17:59:42.627	
13 -	26.920	112.2	30.744	90.9	21.405	102.1	29.930	106.3	1:48.999	88.91	2.634	18:01:31.626	

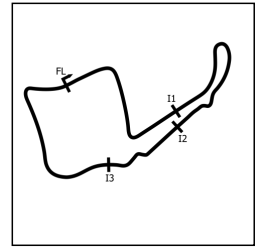
P5		37		Marco HOLT				Honda - City Lifting / RS Racing					
IDEAL LAP TIME : 1:46.105		BEST LAP TIME : 1:46.541				DIFFERENCE : 0.436							
LAP	SECTOR 1	SECTOR 2		SECTOR 3		SECTOR 4		LAP TIME	MPH	DIFF	TIME OF DAY		
1 -	OUTLAP	106.0	32.052	91.6	29.950	99.5	30.861	107.8			17:37:08.009		
2 -	27.358	112.5	30.229	94.2	21.121	102.6	29.853	108.9	1:48.561	89.27	2.020	17:38:56.570	
3 -	26.525	115.1	30.111	94.9	20.906	103.7	29.580	109.6	1:47.122	(3)	90.46	0.581	17:40:43.692
4 -	26.832	113.3	29.721	94.6	20.863	104.2	IN PIT		1:52.797	P	85.91	6.256	17:42:36.489
5 -	OUTLAP	111.6	30.283	94.2	21.191	100.4	29.863	110.5	4:25.750	36.46	2:39.209	17:47:02.239	
6 -	26.910	113.7	29.754	93.3	20.820	102.7	29.931	107.8	1:47.415	90.22	0.874	17:48:49.654	
7 -	26.755	113.1	29.530	93.4	20.602	103.7	29.662	108.5	1:46.549	(2)	90.95	0.008	17:50:36.203
8 -	27.266	105.6	30.252	93.4	24.925	96.6	29.997	108.5	4:52.440	D	86.19	5.899	17:52:28.643
9 -	26.778	114.1	29.674	93.3	20.958	102.1	29.805	108.2	1:47.215	90.39	0.674	17:54:15.858	
10 -	26.751	113.1	29.514	93.3	20.812	104.3	29.464	110.3	1:46.541	(1)	90.96		17:56:02.399

P6		64		Clayton EDMUNDS				Honda - City Lifting / RS Racing					
IDEAL LAP TIME : 1:46.802		BEST LAP TIME : 1:47.222				DIFFERENCE : 0.420							
LAP	SECTOR 1	SECTOR 2		SECTOR 3		SECTOR 4		LAP TIME	MPH	DIFF	TIME OF DAY		
1 -	OUTLAP	110.0	32.219	92.6	22.096	101.9	30.832	108.2			17:37:04.632		
2 -	27.749	112.5	30.309	92.9	21.225	102.2	30.127	107.8	1:49.410	88.57	2.188	17:38:54.042	
3 -	27.429	113.3	30.184	92.6	21.007	102.4	29.968	107.8	1:48.588	89.24	1.366	17:40:42.630	
4 -	27.003	113.5	30.207	93.0	21.229	103.0	IN PIT		1:54.882	P	84.35	7.660	17:42:37.512
5 -	OUTLAP	110.9	30.605	92.0	21.465	101.2	30.127	106.5	4:29.147	36.00	2:41.925	17:47:06.659	
6 -	27.063	112.4	29.969	92.6	20.965	102.1	30.283	106.8	1:48.280	89.50	1.058	17:48:54.939	
7 -	26.993	112.7	29.896	93.0	20.872	102.4	29.886	106.3	1:47.647	90.02	0.425	17:50:42.586	
8 -	26.953	112.7	30.068	92.6	23.999	102.1	29.984	107.2	4:51.004	D	87.30	3.782	17:52:33.590
9 -	27.045	112.4	29.979	92.9	21.001	102.2	29.863	107.3	1:47.888	89.82	0.666	17:54:21.478	
10 -	27.035	112.4	29.761	93.0	21.017	101.8	29.724	107.5	1:47.537	(3)	90.12	0.315	17:56:09.015
11 -	27.059	112.4	29.669	93.2	20.986	102.2	29.858	106.6	1:47.572	90.09	0.350	17:57:56.587	
12 -	26.744	113.7	29.867	93.2	20.883	103.2	29.728	107.8	1:47.222	(1)	90.38		17:59:43.809
13 -	26.758	113.3	30.041	92.4	21.167	103.4	29.517	108.5	1:47.483	(2)	90.16	0.261	18:01:31.292

2026 ZYN British Superbike Championship - Round 1

R&G Moto4 British Cup

QUALIFYING - SECTOR ANALYSIS



SECTOR 1 = FL to I1, SECTOR 2 = I1 to I2, SECTOR 3 = I2 to I3, SECTOR 4 = I3 to FL, DIFF = Difference To Personal Best Lap, P = Crossed Finish Line in Pit Lane, D = Time Disallowed

P7 27		Hudson COOPER				Honda - Rides R Us / NW Racing						
IDEAL LAP TIME : 1:47.518		BEST LAP TIME : 1:47.538				DIFFERENCE : 0.020						
LAP	SECTOR 1	SECTOR 2		SECTOR 3		SECTOR 4		LAP TIME	MPH	DIFF	TIME OF DAY	
1 -	OUTLAP	107.8	32.398	93.9	21.969	102.7	30.407	108.9			17:37:00.056	
2 -	27.331	114.5	30.567	95.4	21.209	105.0	30.101	106.6	1:49.208	88.74	1.670	17:38:49.264
3 -	27.190	115.5	30.492	94.2	21.205	103.5	29.887	109.2	1:48.774	89.09	1.236	17:40:38.038
4 -	27.040	114.3	30.417	94.2	21.420	102.1	30.050	107.7	1:48.927	88.97	1.389	17:42:26.965
5 -	27.234	113.3	30.346	94.1	21.230	102.1	30.085	108.0	1:48.895	88.99	1.357	17:44:15.860
6 -	27.191	113.3	30.415	94.5	21.243	102.1	29.992	107.8	1:48.841	89.04	1.303	17:46:04.701
7 -	29.197	107.7	31.106	92.0	21.575	102.4	IN PIT		1:57.506	P	9.968	17:48:02.207
8 -	OUTLAP	104.6	30.468	94.3	21.159	103.7	30.003	109.6	2:31.102	64.13	43.564	17:50:33.309
9 -	26.974	112.4	30.211	94.6	20.998	103.2	30.355	108.0	1:48.538	89.28	1.000	17:52:21.847
10 -	27.016	114.3	29.869	94.7	21.026	103.7	29.796	110.0	1:47.707	(2)	0.169	17:54:09.554
11 -	26.873	113.1	30.040	93.9	21.092	102.9	29.795	108.5	1:47.800	(3)	0.262	17:55:57.354
12 -	26.872	114.9	29.889	94.5	20.987	102.4	29.790	108.9	1:47.538	(1)	90.11	17:57:44.892
13 -	27.140	112.7	30.299	93.3	21.845	100.3	30.436	108.0	1:49.720	88.32	2.182	17:59:34.612
14 -	28.977	106.3	33.559	88.0	29.751	83.7	34.128	97.3	2:06.445	D	18.877	18:01:41.027

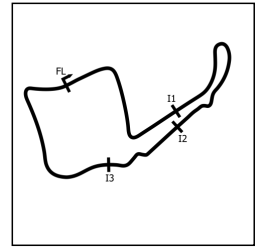
P8 88		Mason FOSTER				Honda - Mortimer Racing						
IDEAL LAP TIME : 1:47.451		BEST LAP TIME : 1:47.652				DIFFERENCE : 0.201						
LAP	SECTOR 1	SECTOR 2		SECTOR 3		SECTOR 4		LAP TIME	MPH	DIFF	TIME OF DAY	
1 -	OUTLAP	111.4	32.131	93.3	21.760	102.7	30.416	108.4			17:37:00.359	
2 -	27.224	115.1	30.834	93.3	21.144	103.4	30.434	107.7	1:49.636	88.39	1.984	17:38:49.995
3 -	27.166	112.4	30.200	93.0	21.033	104.3	30.015	108.0	1:48.414	89.39	0.762	17:40:38.409
4 -	27.852	104.2	30.415	92.3	21.556	102.2	31.246	107.2	1:51.069	87.25	3.417	17:42:29.478
5 -	26.981	115.5	30.283	93.5	21.208	103.0	31.896	107.0	1:50.368	87.80	2.716	17:44:19.846
6 -	26.907	113.3	30.138	92.3	21.038	102.7	30.077	107.0	1:48.160	(3)	0.508	17:46:08.006
7 -	27.272	113.1	30.907	91.6	21.416	102.9	IN PIT		1:54.851	P	7.199	17:48:02.857
8 -	OUTLAP	111.4	30.673	92.1	21.092	102.6	30.469	106.1	5:33.421	29.06	3:45.769	17:53:36.278
9 -	27.124	112.4	30.084	92.6	20.966	102.6	30.057	106.3	1:48.231	89.54	0.579	17:55:24.509
10 -	27.119	111.8	29.940	93.4	20.957	102.7	29.871	106.8	1:47.887	(2)	0.235	17:57:12.396
11 -	27.041	112.2	31.049	83.5	22.116	100.7	30.545	106.5	1:50.751	87.50	3.099	17:59:03.147
12 -	27.034	112.4	29.800	93.3	20.873	102.2	29.945	106.1	1:47.652	(1)	90.02	18:00:50.799

P9 11		Jensen BISHOP				Honda - Wilson Racing						
IDEAL LAP TIME : 1:47.603		BEST LAP TIME : 1:47.699				DIFFERENCE : 0.096						
LAP	SECTOR 1	SECTOR 2		SECTOR 3		SECTOR 4		LAP TIME	MPH	DIFF	TIME OF DAY	
1 -	OUTLAP	110.1	32.599	92.5	21.590	103.0	30.579	106.1			17:36:58.822	
2 -	27.497	112.7	30.942	92.9	21.410	102.4	30.298	107.3	1:50.147	87.98	2.448	17:38:48.969
3 -	27.311	112.7	30.484	93.0	21.112	103.2	30.004	107.2	1:48.911	88.98	1.212	17:40:37.880
4 -	27.224	112.2	30.572	94.5	21.350	103.7	IN PIT		1:54.330	P	6.631	17:42:32.210
5 -	OUTLAP	113.1	30.655	93.2	21.407	101.8	29.924	108.7	2:01.836	79.54	14.137	17:44:34.046
6 -	27.390	114.1	30.315	94.1	21.590	102.1	30.139	108.5	1:49.434	88.55	1.735	17:46:23.480
7 -	27.058	113.9	30.160	93.3	21.173	102.4	29.875	108.0	1:48.266	89.51	0.567	17:48:11.746
8 -	27.017	113.9	30.483	91.6	21.299	103.2	30.716	107.8	1:49.515	88.49	1.816	17:50:01.261
9 -	26.854	114.3	29.944	93.5	21.104	103.0	29.797	108.5	1:47.699	(1)	89.98	17:51:48.960
10 -	26.758	114.1	29.992	92.5	21.169	103.0	30.075	107.8	1:47.994	(2)	0.295	17:53:36.954
11 -	26.847	113.9	30.141	93.0	21.144	102.7	30.101	108.9	1:48.233	(3)	0.534	17:55:25.187
12 -	26.842	114.3	30.013	93.7	25.537	102.1	29.938	108.5	1:52.330	D	4.631	17:57:17.517
13 -	26.966	114.1	30.460	92.3	24.281	102.9	30.045	107.8	1:51.752	D	4.053	17:59:09.269
14 -	27.040	113.9	30.290	92.5	21.485	101.8	30.509	107.0	1:49.324	88.64	1.625	18:00:58.593

2026 ZYN British Superbike Championship - Round 1

R&G Moto4 British Cup

QUALIFYING - SECTOR ANALYSIS



SECTOR 1 = FL to I1, SECTOR 2 = I1 to I2, SECTOR 3 = I2 to I3, SECTOR 4 = I3 to FL, DIFF = Difference To Personal Best Lap, P = Crossed Finish Line in Pit Lane, D = Time Disallowed

P10 31		Henry McCARTNEY				Honda - Stanford Racing							
IDEAL LAP TIME : 1:47.501		BEST LAP TIME : 1:47.839				DIFFERENCE : 0.338							
LAP	SECTOR 1	SECTOR 2		SECTOR 3		SECTOR 4		LAP TIME	MPH	DIFF	TIME OF DAY		
1 -	OUTLAP	108.7	31.904	89.5	21.859	98.8	31.302	104.5			17:36:58.955		
2 -	27.538	110.1	30.975	91.0	21.404	100.4	30.412	105.3	1:50.329	87.84	2.490	17:38:49.284	
3 -	27.302	111.8	31.967	90.8	21.237	100.1	30.259	104.8	1:50.765	87.49	2.926	17:40:40.049	
4 -	27.261	111.1	30.354	91.3	21.141	101.5	30.212	104.8	1:48.968	88.93	1.129	17:42:29.017	
5 -	27.347	112.5	30.542	92.0	21.317	101.5	30.891	105.1	1:50.097	88.02	2.258	17:44:19.114	
6 -	27.209	110.1	30.149	90.0	21.244	100.1	30.044	104.8	1:48.646	89.20	0.807	17:46:07.760	
7 -	27.109	110.5	30.263	91.5	21.181	100.1	30.193	104.6	1:48.746	89.11	0.907	17:47:56.506	
8 -	27.285	109.8	29.965	90.9	21.023	100.6	30.196	104.8	1:48.469	89.34	0.630	17:49:44.975	
9 -	27.923	109.2	30.935	88.8	21.919	95.7	IN PIT		1:57.197	P	82.69	9.358	17:51:42.172
10 -	OUTLAP	103.5	31.210	88.1	31.372	96.4	30.725	106.6	3:28.228	D	46.54	1:40.389	17:55:10.400
11 -	26.880	111.2	29.735	91.6	21.166	101.9	30.058	105.1	1:47.839 (1)	89.86			17:56:58.239
12 -	27.252	110.5	29.673	91.4	21.032	100.1	30.008	105.6	1:47.965	(3)	89.76	0.126	17:58:46.204
13 -	27.032	110.7	29.797	90.4	21.142	100.7	29.925	105.6	1:47.896	(2)	89.82	0.057	18:00:34.100

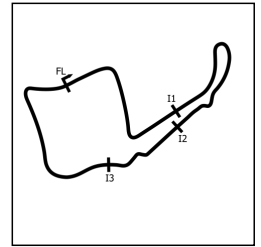
P11 78		Joshua WILLIAMS				Honda - Dunsley Heat Racing							
IDEAL LAP TIME : 1:47.588		BEST LAP TIME : 1:47.868				DIFFERENCE : 0.280							
LAP	SECTOR 1	SECTOR 2		SECTOR 3		SECTOR 4		LAP TIME	MPH	DIFF	TIME OF DAY		
1 -	OUTLAP	110.0	32.629	92.5	22.372	101.0	32.396	105.1			17:37:02.731		
2 -	27.403	112.4	30.387	92.1	21.455	102.9	30.138	107.7	1:49.383	88.59	1.515	17:38:52.114	
3 -	26.829	114.5	30.221	93.9	21.357	103.2	30.123	107.5	1:48.530	89.29	0.662	17:40:40.644	
4 -	26.734	115.3	29.851	93.5	21.105	104.3	30.855	106.8	1:48.545	89.28	0.677	17:42:29.189	
5 -	26.944	112.7	30.293	92.3	21.239	101.8	30.087	106.8	1:48.563	89.26	0.695	17:44:17.752	
6 -	26.945	112.2	29.978	93.2	21.127	102.4	30.049	107.0	1:48.099	(2)	89.65	0.231	17:46:05.851
7 -	27.015	111.4	30.182	92.6	21.170	101.5	30.093	106.3	1:48.460	89.35	0.592	17:47:54.311	
8 -	27.018	111.4	30.212	92.5	21.186	99.7	30.183	106.3	1:48.599	89.23	0.731	17:49:42.910	
9 -	26.961	112.0	30.243	92.6	21.038	101.9	30.035	107.0	1:48.277	(3)	89.50	0.409	17:51:31.187
10 -	26.797	112.4	29.984	93.0	21.122	102.1	29.965	107.0	1:47.868 (1)	89.84			17:53:19.055
11 -	26.833	113.5	30.343	93.3	22.336	90.9	32.363	107.3	1:51.875	86.62	4.007	17:55:10.930	
12 -	26.755	114.9	31.347	89.4	30.040	98.6	30.697	106.8	1:58.839	D	81.54	10.971	17:57:09.769
13 -	27.724	102.9	35.060	80.6	22.103	101.2	30.141	107.2	1:55.028	D	84.25	7.160	17:59:04.797
14 -	27.014	112.4	33.290	82.4	28.385	95.0							

P12 15		Harrison DAY				Honda - LRA Moto supported by HV Solutions							
IDEAL LAP TIME : 1:47.634		BEST LAP TIME : 1:47.964				DIFFERENCE : 0.330							
LAP	SECTOR 1	SECTOR 2		SECTOR 3		SECTOR 4		LAP TIME	MPH	DIFF	TIME OF DAY		
1 -	OUTLAP	109.8	32.719	92.0	22.216	101.6	31.383	107.5			17:37:50.420		
2 -	27.945	112.2	31.099	93.5	21.614	102.1	30.474	108.0	1:51.132	87.20	3.168	17:39:41.552	
3 -	27.413	113.7	30.099	94.2	21.185	103.4	30.051	108.5	1:48.748	89.11	0.784	17:41:30.300	
4 -	27.142	113.5	30.356	93.9	21.147	103.5	30.200	108.0	1:48.845	89.03	0.881	17:43:19.145	
5 -	27.096	113.1	30.106	93.5	21.060	102.9	30.079	108.4	1:48.341	89.45	0.377	17:45:07.486	
6 -	27.102	113.3	30.318	92.6	21.343	102.2	29.967	107.8	1:48.730	89.13	0.766	17:46:56.216	
7 -	27.162	113.3	30.263	93.3	21.102	102.6	30.044	107.7	1:48.571	89.26	0.607	17:48:44.787	
8 -	26.984	113.5	30.138	93.3	21.122	102.1	30.129	107.2	1:48.373	89.42	0.409	17:50:33.160	
9 -	27.076	112.4	30.066	92.9	21.084	102.7	29.921	107.8	1:48.147	(3)	89.61	0.183	17:52:21.307
10 -	27.015	112.0	30.055	93.7	21.019	102.4	30.010	107.8	1:48.099	(2)	89.65	0.135	17:54:09.406
11 -	27.068	111.8	30.520	92.0	27.897	98.9	30.329	108.7	1:55.844	D	83.67	7.850	17:56:05.220
12 -	27.076	113.1	30.738	93.0	21.526	102.1	30.080	108.4	1:49.420	88.56	1.456	17:57:54.640	
13 -	26.877	113.7	30.909	93.4	21.351	102.6	30.267	109.8	1:49.404	88.58	1.440	17:59:44.044	
14 -	26.979	114.3	29.984	93.9	21.247	103.4	29.754	110.0	1:47.964 (1)	89.76			18:01:32.008

2026 ZYN British Superbike Championship - Round 1

R&G Moto4 British Cup

QUALIFYING - SECTOR ANALYSIS



SECTOR 1 = FL to I1, SECTOR 2 = I1 to I2, SECTOR 3 = I2 to I3, SECTOR 4 = I3 to FL, DIFF = Difference To Personal Best Lap, P = Crossed Finish Line in Pit Lane, D = Time Disallowed

P13 67		George BOWES				Honda - A Edwards Racing			
IDEAL LAP TIME : 1:48.762		BEST LAP TIME : 1:48.762				DIFFERENCE : 0.000			
LAP	SECTOR 1	SECTOR 2	SECTOR 3	SECTOR 4	LAP TIME	MPH	DIFF	TIME OF DAY	
1 -	OUTLAP	105.1	32.680	90.4	22.054	102.1	30.508	106.3	17:37:20.803
2 -	27.402	111.6	30.868	91.3	21.545	101.0	30.399	106.0	1:50.214 (2) 87.93 1.452 17:39:11.017
3 -	27.224	112.4	30.759	91.8	21.501	101.6	30.771	106.3	1:50.255 87.89 1.493 17:41:01.272
4 -	27.098	112.0	30.280	91.6	21.288	101.9	30.096	105.6	1:48.762 (1) 89.10 17:42:50.034
5 -	27.846	107.0	31.636	91.5	22.018	98.9	IN PIT		1:59.527 P 81.08 10.765 17:44:49.561
6 -	OUTLAP	110.0	31.146	91.6	21.652	100.7	30.385	106.3	3:28.245 46.53 1:39.483 17:48:17.806
7 -	27.308	112.5	31.054	91.9	21.777	100.9	30.253	105.8	1:50.392 87.78 1.630 17:50:08.198
8 -	27.128	112.2	30.704	92.8	22.097	101.0	30.422	105.3	1:50.351 87.82 1.589 17:51:58.549
9 -	27.544	110.5	30.819	92.4	21.408	101.9	30.448	106.5	1:50.219 (3) 87.92 1.457 17:53:48.768
10 -	30.249	102.6	38.565	85.0	28.821	95.8	31.830	106.0	2:09.465 D 74.85 20.703 17:55:58.233
11 -	27.269	111.6	30.990	91.3	21.474	101.3	31.481	105.5	1:51.214 87.14 2.452 17:57:49.447
12 -	27.360	110.5	30.456	91.6	21.463	101.2	32.205	105.1	1:51.484 86.92 2.722 17:59:40.931
13 -	27.439	111.6	30.855	91.6	21.447	100.7	30.624	104.8	1:50.365 87.81 1.603 18:01:31.296

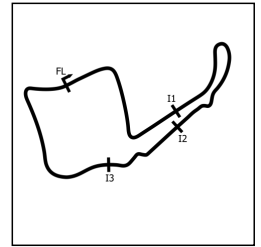
P14 23		Alex REMESAL-LOMAS				Honda - Fibre Tec Honda By MLav Racing			
IDEAL LAP TIME : 1:48.815		BEST LAP TIME : 1:48.924				DIFFERENCE : 0.109			
LAP	SECTOR 1	SECTOR 2	SECTOR 3	SECTOR 4	LAP TIME	MPH	DIFF	TIME OF DAY	
1 -	OUTLAP	112.2	33.704	91.5	22.524	101.8	31.282	108.5	17:37:05.016
2 -	27.796	114.1	32.442	82.0	22.690	102.2	30.653	108.5	1:53.581 85.32 4.657 17:38:58.597
3 -	27.449	113.9	30.873	93.2	21.357	103.2	30.256	109.4	1:49.935 88.15 1.011 17:40:48.532
4 -	27.332	114.9	30.661	93.3	22.289	100.9	30.525	109.6	1:50.807 87.46 1.883 17:42:39.339
5 -	27.787	114.3	31.012	93.2	23.196	101.9	30.633	108.9	1:52.628 86.04 3.704 17:44:31.967
6 -	27.193	114.7	30.541	93.7	21.165	103.7	30.025	110.5	1:48.924 (1) 88.97 17:46:20.891
7 -	27.846	111.6	32.830	89.8	21.346	102.7	30.195	108.5	1:52.217 86.36 3.293 17:48:13.108
8 -	27.585	113.1	34.239	91.5	21.981	101.5	30.552	107.3	1:54.357 84.74 5.433 17:50:07.465
9 -	27.364	113.3	30.841	93.8	21.767	99.1	32.553	107.8	1:52.525 86.12 3.601 17:51:59.990
10 -	27.274	113.7	30.452	93.3	21.210	103.7	31.149	106.8	1:50.085 88.03 1.161 17:53:50.075
11 -	28.370	101.2	32.759	91.3	21.861	101.9	30.590	105.5	1:53.580 85.32 4.656 17:55:43.655
12 -	27.486	113.3	30.701	92.8	21.254	102.7	30.149	107.7	1:49.590 88.43 0.666 17:57:33.245
13 -	27.398	113.1	30.444	92.5	21.185	102.7	30.158	108.0	1:49.185 (3) 88.76 0.261 17:59:22.430
14 -	27.291	113.7	30.568	93.0	21.153	102.7	30.080	107.5	1:49.092 (2) 88.83 0.168 18:01:11.522

P15 19		Tyler HUMPHRIES				Honda - Fibre Tec Honda By MLav Racing			
IDEAL LAP TIME : 1:48.924		BEST LAP TIME : 1:49.143				DIFFERENCE : 0.219			
LAP	SECTOR 1	SECTOR 2	SECTOR 3	SECTOR 4	LAP TIME	MPH	DIFF	TIME OF DAY	
1 -	OUTLAP	111.6	33.169	92.1	22.662	102.1	31.452	108.0	17:37:04.472
2 -	27.944	114.7	32.728	91.4	21.959	103.0	30.666	109.1	1:53.297 85.53 4.154 17:38:57.769
3 -	27.627	114.7	30.733	93.9	21.339	103.7	30.501	108.5	1:50.200 87.94 1.057 17:40:47.969
4 -	27.541	114.9	30.548	94.3	21.965	102.9	30.647	108.7	1:50.701 87.54 1.558 17:42:38.670
5 -	27.631	113.9	30.535	93.8	24.246	100.6	30.532	108.9	1:52.944 D 85.80 3.801 17:44:31.614
6 -	27.292	114.9	30.433	94.3	21.140	103.5	30.278	108.9	1:49.143 (1) 88.79 17:46:20.757
7 -	27.562	111.4	33.486	93.9	21.580	103.7	30.358	109.8	1:52.986 85.77 3.843 17:48:13.743
8 -	27.801	107.5	33.420	93.3	21.443	103.5	IN PIT		1:58.033 P 82.10 8.890 17:50:11.776
9 -	OUTLAP	114.1	32.221	93.3	21.452	102.7	30.537	108.7	2:16.479 71.00 27.336 17:52:28.255
10 -	27.413	115.3	31.024	92.0	27.986	98.8	30.804	108.9	1:57.227 D 82.67 8.084 17:54:25.482
11 -	27.433	114.5	30.268	94.3	21.220	104.0	30.224	109.2	1:49.145 (2) 88.79 0.002 17:56:14.627
12 -	27.372	114.3	30.414	94.2	21.267	103.2	30.494	108.9	1:49.547 (3) 88.46 0.404 17:58:04.174
13 -	27.374	114.7	30.414	94.7	21.282	103.2	30.640	108.2	1:49.710 88.33 0.567 17:59:53.884
14 -	27.602	113.1	30.680	93.4	21.206	103.5	30.534	108.9	1:50.022 88.08 0.879 18:01:43.906

2026 ZYN British Superbike Championship - Round 1

R&G Moto4 British Cup

QUALIFYING - SECTOR ANALYSIS



SECTOR 1 = FL to I1, SECTOR 2 = I1 to I2 SECTOR 3 = I2 to I3, SECTOR 4 = I3 to FL, DIFF = Difference To Personal Best Lap, P = Crossed Finish Line in Pit Lane, D = Time Disallowed

P16 90		Aeziah DIVINE				Honda - Fibre Tec Honda By MLav Racing							
IDEAL LAP TIME : 1:49.350		BEST LAP TIME : 1:49.421				DIFFERENCE : 0.071							
LAP	SECTOR 1	SECTOR 2		SECTOR 3		SECTOR 4		LAP TIME	MPH	DIFF	TIME OF DAY		
1 -	OUTLAP	107.7	32.999	91.1	22.339	101.6	30.705	107.8			17:36:59.688		
2 -	27.777	112.5	31.267	93.8	21.711	101.9	30.370	108.4	1:51.125	87.21	1.704	17:38:50.813	
3 -	27.465	114.7	30.651	93.3	21.539	102.2	30.462	104.8	1:50.117	88.00	0.696	17:40:40.930	
4 -	27.282	114.5	30.720	92.5	21.812	101.6	30.618	107.3	1:50.432 D	87.75	1.011	17:42:31.362	
5 -	27.351	113.1	30.847	92.5	21.664	101.3	30.719	103.7	1:50.581	87.63	1.160	17:44:21.943	
6 -	27.561	112.7	30.976	92.3	21.626	101.6	30.461	106.5	1:50.624	87.60	1.203	17:46:12.567	
7 -	27.526	112.2	30.854	92.4	21.557	101.8	30.513	105.3	1:50.450	87.74	1.029	17:48:03.017	
8 -	28.550	109.8	31.027	92.6	21.583	101.0	IN PIT		1:58.855	P	81.53	9.434	17:50:01.872
9 -	OUTLAP	110.9	31.433	92.5	21.899	101.0	30.833	106.0	3:15.726	49.51	1:26.305	17:53:17.598	
10 -	27.666	112.4	30.888	92.6	21.688	101.3	30.579	105.1	1:50.821	87.45	1.400	17:55:08.419	
11 -	27.344	112.5	30.745	92.9	21.536	103.0	30.323	108.4	1:49.948	(3)	88.14	0.527	17:56:58.367
12 -	27.267	114.3	30.685	92.0	21.392	101.8	30.259	106.0	1:49.603	(2)	88.42	0.182	17:58:47.970
13 -	27.205	113.7	30.494	93.2	21.396	101.3	30.326	106.5	1:49.421	(1)	88.56		18:00:37.391

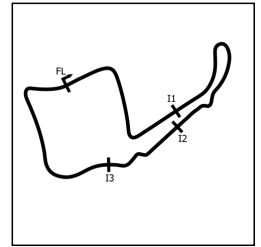
P17 42		Thorley TREVORROW				Honda - Fibre Tec Honda By MLav Racing							
IDEAL LAP TIME : 1:49.543		BEST LAP TIME : 1:49.624				DIFFERENCE : 0.081							
LAP	SECTOR 1	SECTOR 2		SECTOR 3		SECTOR 4		LAP TIME	MPH	DIFF	TIME OF DAY		
1 -	OUTLAP	109.6	33.003	94.6	22.380	102.4	31.895	105.3			17:37:02.766		
2 -	27.834	115.1	30.990	93.7	21.901	102.2	31.013	107.3	1:51.738	86.73	2.114	17:38:54.504	
3 -	27.555	113.7	31.070	94.1	22.314	101.0	31.266	105.6	1:52.205	86.37	2.581	17:40:46.709	
4 -	27.643	112.7	31.240	91.5	22.677	101.6	30.711	108.7	1:52.271	86.32	2.647	17:42:38.980	
5 -	27.792	113.1	31.023	92.0	24.531	98.3	31.051	107.2	1:54.397	84.71	4.773	17:44:33.377	
6 -	27.311	113.9	30.776	93.8	22.191	102.2	30.626	107.8	1:50.904	(3)	87.38	1.280	17:46:24.281
7 -	27.460	113.5	32.471	91.5	22.133	100.3	31.033	107.0	1:53.097	85.69	3.473	17:48:17.378	
8 -	27.482	112.2	30.964	92.3	22.288	103.7	30.679	107.0	1:51.413	86.98	1.789	17:50:08.791	
9 -	27.192	114.1	30.634	94.3	21.710	101.8	30.487	108.5	1:50.023	(2)	88.08	0.399	17:51:58.814
10 -	27.273	113.3	30.567	92.4	21.509	101.3	30.275	107.8	1:49.624	(1)	88.40		17:53:48.438
11 -	29.621	81.9	34.708	86.1	22.556	99.8	31.121	107.2	1:58.006 D	82.12	8.382	17:55:46.444	
12 -	27.458	113.1	31.234	89.0	22.382	100.1	31.122	107.5	1:52.196	86.37	2.572	17:57:38.640	
13 -	28.733	103.0	31.924	91.0	22.448	99.1	31.117	107.5	1:54.222	84.84	4.598	17:59:32.862	
14 -	28.363	103.2	38.309	71.1	27.854	85.8	35.050	95.4	2:09.576 D	74.79	19.952	18:01:42.438	

P18 12		Archie HOOPER				Honda - AH Racing							
IDEAL LAP TIME : 1:52.842		BEST LAP TIME : 1:52.884				DIFFERENCE : 0.042							
LAP	SECTOR 1	SECTOR 2		SECTOR 3		SECTOR 4		LAP TIME	MPH	DIFF	TIME OF DAY		
1 -	OUTLAP	112.7	34.122	92.4	23.556	92.9	32.297	108.0			17:37:08.812		
2 -	28.726	112.2	32.573	92.6	22.763	100.1	31.745	107.5	1:55.807	83.68	2.923	17:39:04.619	
3 -	29.498	111.2	32.866	92.3	22.942	101.6	32.321	106.8	1:57.627	82.39	4.743	17:41:02.246	
4 -	29.046	111.4	32.765	91.9	22.437	101.3	31.691	107.5	1:55.939	83.58	3.055	17:42:58.185	
5 -	29.023	111.6	32.478	91.4	22.746	100.6	IN PIT		2:04.403	P	77.90	11.519	17:45:02.588
6 -	OUTLAP	111.4	32.276	91.4	27.404	98.2	32.042	106.8	3:06.444 D	51.98	1:13.527	17:48:08.999	
7 -	28.538	111.6	32.365	91.5	22.253	102.6	31.194	108.0	1:54.350	84.75	1.466	17:50:03.349	
8 -	28.881	111.2	32.298	92.5	23.249	85.2	32.521	108.7	1:56.949	82.86	4.065	17:52:00.298	
9 -	28.161	113.1	31.626	93.4	22.175	101.8	30.922	107.3	1:52.884	(1)	85.85		17:53:53.182
10 -	28.237	112.5	33.315	91.4	22.740	98.2	31.635	107.5	1:55.927	83.59	3.043	17:55:49.109	
11 -	28.261	112.7	32.006	92.9	22.408	100.9	31.471	108.4	1:54.146	(3)	84.90	1.262	17:57:43.255
12 -	28.215	111.6	32.014	92.3	22.155	102.1	30.900	108.5	1:53.284	(2)	85.54	0.400	17:59:36.539
13 -	31.284	111.1	32.940	88.6	23.258	101.6	31.678	107.3	1:59.160	81.33	6.276	18:01:35.699	

2026 ZYN British Superbike Championship - Round 1

R&G Moto4 British Cup

QUALIFYING - SECTOR ANALYSIS



SECTOR 1 = FL to I1, SECTOR 2 = I1 to I2, SECTOR 3 = I2 to I3, SECTOR 4 = I3 to FL, DIFF = Difference To Personal Best Lap, P = Crossed Finish Line in Pit Lane, D = Time Disallowed

P19 34		Charlie CUNNINGHAM						Honda - Mortimer Racing				
IDEAL LAP TIME : 1:52.573		BEST LAP TIME : 1:53.005			DIFFERENCE : 0.432							
LAP	SECTOR 1	SECTOR 2	SECTOR 3	SECTOR 4	LAP TIME	MPH	DIFF	TIME OF DAY				
1 -	OUTLAP	110.9	33.748	91.4	22.699	100.7	31.525	106.0				17:37:05.729
2 -	28.227	111.2	32.863	91.4	22.267	100.6	31.286	105.0	1:54.643	84.53	1.638	17:39:00.372
3 -	28.252	110.1	32.614	89.5	21.999	100.7	31.341	104.5	1:54.206	84.85	1.201	17:40:54.578
4 -	28.657	110.1	32.177	91.3	21.898	100.9	31.185	104.8	1:53.917	85.07	0.912	17:42:48.495
5 -	28.261	110.0	31.609	91.4	22.056	100.1	31.130	104.0	1:53.056	(3) 85.72	0.051	17:44:41.551
6 -	28.201	109.2	32.130	90.4	22.015	99.2	IN PIT		2:01.161	P 79.98	8.156	17:46:42.712
7 -	OUTLAP	108.2	32.393	90.3	22.165	99.2	31.539	103.0	2:41.494	60.01	48.489	17:49:24.206
8 -	28.390	109.1	32.896	90.1	22.201	99.5	31.439	102.9	1:54.926	84.32	1.921	17:51:19.132
9 -	28.220	108.7	31.778	90.5	21.872	100.0	31.171	103.5	1:53.041	(2) 85.73	0.036	17:53:12.173
10 -	27.962	110.3	31.751	91.1	22.132	99.5	31.160	103.2	1:53.005	(1) 85.75		17:55:05.178
11 -	28.253	108.9	32.206	90.9	22.198	100.7	32.825	99.5	1:55.482	83.92	2.477	17:57:00.660
12 -	28.610	109.1	32.319	90.3	22.587	98.1	IN PIT		2:02.863	P 78.87	9.858	17:59:03.523

P20 65		Lilly RHODES						Honda - Wilson Racing				
IDEAL LAP TIME : 1:55.385		BEST LAP TIME : 1:55.697			DIFFERENCE : 0.312							
LAP	SECTOR 1	SECTOR 2	SECTOR 3	SECTOR 4	LAP TIME	MPH	DIFF	TIME OF DAY				
1 -	OUTLAP	107.7	34.666	90.0	23.719	97.9	33.091	104.8				17:37:09.391
2 -	29.275	110.3	32.854	91.0	22.931	98.9	32.930	103.5	1:57.990	82.13	2.293	17:39:07.381
3 -	28.869	110.3	32.664	90.9	22.607	100.3	31.736	105.5	1:55.876	(2) 83.63	0.179	17:41:03.257
4 -	29.073	110.5	32.511	91.5	22.526	100.1	31.587	106.0	1:55.697	(1) 83.76		17:42:58.954
5 -	28.921	110.0	32.403	91.0	22.643	99.5	33.037	103.7	1:57.004	82.82	1.307	17:44:55.958
6 -	29.291	109.6	32.765	90.8	23.525	99.5	31.945	104.2	1:57.526	82.46	1.829	17:46:53.484
7 -	29.283	109.1	32.585	90.6	28.629	96.9	32.634	104.0	2:03.134	D 78.70	7.434	17:48:56.615
8 -	29.022	108.7	32.904	90.4	23.146	97.5	32.448	104.2	1:57.520	82.46	1.823	17:50:54.135
9 -	29.551	109.4	32.523	90.5	22.980	98.5	32.522	104.3	1:57.576	82.42	1.879	17:52:51.711
10 -	29.119	110.0	32.807	89.3	22.960	99.2	32.607	103.5	1:57.493	82.48	1.796	17:54:49.204
11 -	29.129	109.8	32.695	90.4	22.856	98.9	32.764	104.3	1:57.444	82.51	1.747	17:56:46.648
12 -	29.956	108.2	33.118	89.2	23.022	98.1	32.548	104.6	1:58.644	81.68	2.947	17:58:45.292
13 -	29.094	110.5	32.528	90.3	22.651	99.4	32.461	103.4	1:56.734	(3) 83.02	1.037	18:00:42.026

P21 58		Max RHODES						Honda - Wilson Racing				
IDEAL LAP TIME : 1:56.473		BEST LAP TIME : 1:56.597			DIFFERENCE : 0.124							
LAP	SECTOR 1	SECTOR 2	SECTOR 3	SECTOR 4	LAP TIME	MPH	DIFF	TIME OF DAY				
1 -	OUTLAP	89.4	38.524	76.8	26.435	82.9	IN PIT			P		17:37:36.416
2 -	OUTLAP	103.2	34.913	89.1	23.748	97.6	32.763	103.7	12:26.460	12.98	10:29.863	17:50:02.876
3 -	29.382	107.8	33.310	91.0	23.248	98.9	32.266	104.6	1:58.206	81.98	1.609	17:52:01.082
4 -	29.009	108.9	32.958	90.3	22.827	99.5	31.995	104.6	1:56.789	(2) 82.98	0.192	17:53:57.871
5 -	29.093	108.9	32.934	91.1	22.831	98.6	31.739	105.0	1:56.597	(1) 83.11		17:55:46.468
6 -	28.973	108.5	32.945	90.4	22.866	99.8	32.177	105.1	1:56.961	(3) 82.85	0.364	17:57:51.429
7 -	29.738	105.6	33.421	90.1	23.066	98.3	32.520	104.0	1:58.745	81.61	2.148	17:59:50.174
8 -	30.372	104.6	33.408	89.2	22.986	98.6	32.723	103.5	1:59.489	81.10	2.892	18:01:49.663

P22 71		Lucy CURTIS						Honda - Fibre Tec Honda By MLav Racing				
IDEAL LAP TIME : 1:58.559		BEST LAP TIME : 1:58.741			DIFFERENCE : 0.182							
LAP	SECTOR 1	SECTOR 2	SECTOR 3	SECTOR 4	LAP TIME	MPH	DIFF	TIME OF DAY				
1 -	OUTLAP	107.5	35.308	88.3	23.852	95.5	33.955	102.6				17:37:14.685
2 -	30.943	107.8	34.773	87.7	24.117	96.1	33.890	101.5	2:03.723	78.33	4.982	17:39:18.408
3 -	30.791	108.0	34.283	88.6	23.543	96.1	33.513	101.9	2:02.130	79.35	3.389	17:41:20.538
4 -	30.313	107.3	33.972	88.4	23.278	95.7	32.993	103.5	2:00.556	80.38	1.815	17:43:21.094
5 -	29.912	108.0	33.612	88.5	23.220	96.0	33.135	102.1	1:59.879	80.84	1.138	17:45:20.973
6 -	29.984	108.0	33.666	88.5	23.174	95.5	32.905	102.2	1:59.729	80.94	0.988	17:47:20.702
7 -	30.001	107.3	33.910	88.3	23.259	95.3	IN PIT		2:06.512	P 76.60	7.771	17:49:27.214
8 -	OUTLAP	102.6	34.314	87.6	23.520	93.9	33.070	102.7	3:10.579	50.85	1:11.838	17:52:37.793
9 -	29.964	105.3	33.740	88.6	22.993	96.6	32.548	102.2	1:59.245	81.27	0.504	17:54:37.038
10 -	29.808	105.1	33.719	89.0	22.936	96.6	32.602	103.0	1:59.065	(2) 81.39	0.324	17:56:36.103
11 -	29.990	106.8	33.519	88.3	22.916	96.1	32.660	102.4	1:59.085	(3) 81.38	0.344	17:58:35.188
12 -	29.972	105.1	33.335	88.1	22.868	97.2	32.566	100.9	1:58.741	(1) 81.61		18:00:33.929

2026 ZYN British Superbike Championship - Round 1

R&G Moto4 British Cup

QUALIFYING - BEST SECTORS

SECTOR 1		SECTOR 2		SECTOR 3		SECTOR 4		IDEAL / BEST COMPARISON							
POS	NO	TIME	NO	TIME	NO	TIME	NO	TIME	POS	NO	NAME	IDEAL	BEST	DIFF	
												PERFECT LAP	1:45.309		
1	16	26.110	63	29.337	37	20.602	24	29.260	1	63	DUNABIE	1:45.681	1:45.724	0.043	
2	63	26.336	24	29.348	24	20.636	63	29.268	2	24	FROST	1:45.698	1:45.834	0.136	
3	24	26.454	16	29.442	7	20.642	7	29.368	3	16	BURROWS	1:45.723	1:45.745	0.022	
4	37	26.525	37	29.514	63	20.740	16	29.405	4	37	HOLT	1:46.105	1:46.541	0.436	
5	7	26.615	64	29.669	16	20.766	37	29.464	5	7	FITCHETT	1:46.305	1:46.365	0.060	
6	78	26.734	31	29.673	64	20.872	64	29.517	6	64	EDMUNDS	1:46.802	1:47.222	0.420	
7	64	26.744	7	29.680	88	20.873	15	29.754	7	88	FOSTER	1:47.451	1:47.652	0.201	
8	11	26.758	88	29.800	27	20.987	27	29.790	8	31	McCARTNEY	1:47.501	1:47.839	0.338	
9	27	26.872	78	29.851	15	21.019	11	29.797	9	27	COOPER	1:47.518	1:47.538	0.020	
10	15	26.877	27	29.869	31	21.023	88	29.871	10	78	WILLIAMS	1:47.588	1:47.868	0.280	
11	31	26.880	11	29.944	78	21.038	31	29.925	11	11	BISHOP	1:47.603	1:47.699	0.096	
12	88	26.907	15	29.984	11	21.104	78	29.965	12	15	DAY	1:47.634	1:47.964	0.330	
13	67	27.098	19	30.268	19	21.140	23	30.025	13	67	BOWES	1:48.762	1:48.762	0.000	
14	42	27.192	67	30.280	23	21.153	67	30.096	14	23	REMESAL-LOMAS	1:48.815	1:48.924	0.109	
15	23	27.193	23	30.444	67	21.288	19	30.224	15	19	HUMPHRIES	1:48.924	1:49.143	0.219	
16	90	27.205	90	30.494	90	21.392	90	30.259	16	90	DIVINE	1:49.350	1:49.421	0.071	
17	19	27.292	42	30.567	42	21.509	42	30.275	17	42	TREVORROW	1:49.543	1:49.624	0.081	
18	34	27.962	34	31.609	34	21.872	12	30.900	18	34	CUNNINGHAM	1:52.573	1:53.005	0.432	
19	12	28.161	12	31.626	12	22.155	34	31.130	19	12	HOOPER	1:52.842	1:52.884	0.042	
20	65	28.869	65	32.403	65	22.526	65	31.587	20	65	RHODES	1:55.385	1:55.697	0.312	
21	58	28.973	58	32.934	58	22.827	58	31.739	21	58	RHODES	1:56.473	1:56.597	0.124	
22	71	29.808	71	33.335	71	22.868	71	32.548	22	71	CURTIS	1:58.559	1:58.741	0.182	

2026 ZYN British Superbike Championship - Round 1

R&G Moto4 British Cup

QUALIFYING - BEST SPEEDS

POS	INTERMEDIATE 1			INTERMEDIATE 2			INTERMEDIATE 3			FINISH LINE		
	NO	NAME	MPH	NO	NAME	MPH	NO	NAME	MPH	NO	NAME	MPH
1	63	DUNABIE	115.9	27	COOPER	95.4	63	DUNABIE	105.5	63	DUNABIE	111.4
2	27	COOPER	115.5	63	DUNABIE	95.1	24	FROST	105.0	37	HOLT	110.5
3	88	FOSTER	115.5	37	HOLT	94.9	27	COOPER	105.0	23	REMESAL-LOMAS	110.5
4	16	BURROWS	115.3	19	HUMPHRIES	94.7	37	HOLT	104.3	7	FITCHETT	110.1
5	78	WILLIAMS	115.3	42	TREVORROW	94.6	88	FOSTER	104.3	24	FROST	110.0
6	19	HUMPHRIES	115.3	24	FROST	94.5	78	WILLIAMS	104.3	27	COOPER	110.0
7	37	HOLT	115.1	11	BISHOP	94.5	19	HUMPHRIES	104.0	15	DAY	110.0
8	42	TREVORROW	115.1	7	FITCHETT	94.2	7	FITCHETT	103.7	19	HUMPHRIES	109.8
9	24	FROST	114.9	15	DAY	94.2	11	BISHOP	103.7	16	BURROWS	109.2
10	23	REMESAL-LOMAS	114.9	78	WILLIAMS	93.9	23	REMESAL-LOMAS	103.7	11	BISHOP	108.9
11	7	FITCHETT	114.7	23	REMESAL-LOMAS	93.8	42	TREVORROW	103.7	42	TREVORROW	108.7
12	90	DIVINE	114.7	90	DIVINE	93.8	16	BURROWS	103.5	12	HOOPER	108.7
13	11	BISHOP	114.3	88	FOSTER	93.5	15	DAY	103.5	64	EDMUNDS	108.5
14	15	DAY	114.3	12	HOOPER	93.4	64	EDMUNDS	103.4	88	FOSTER	108.4
15	64	EDMUNDS	113.7	64	EDMUNDS	93.2	90	DIVINE	103.0	90	DIVINE	108.4
16	12	HOOPER	113.1	16	BURROWS	92.9	12	HOOPER	102.6	78	WILLIAMS	107.7
17	31	McCARTNEY	112.5	67	BOWES	92.8	67	BOWES	102.1	31	McCARTNEY	106.6
18	67	BOWES	112.5	31	McCARTNEY	92.0	31	McCARTNEY	101.9	67	BOWES	106.5
19	34	CUNNINGHAM	111.2	65	RHODES	91.5	34	CUNNINGHAM	100.9	34	CUNNINGHAM	106.0
20	65	RHODES	110.5	34	CUNNINGHAM	91.4	65	RHODES	100.3	65	RHODES	106.0
21	58	RHODES	108.9	58	RHODES	91.1	58	RHODES	99.8	58	RHODES	105.1
22	71	CURTIS	108.0	71	CURTIS	89.0	71	CURTIS	97.2	71	CURTIS	103.5

2026 ZYN British Superbike Championship - Round 1

R&G Moto4 British Cup

QUALIFYING - TOP SPEEDS @ INTERMEDIATE 1

POS	NO	NAME	VEHICLE	TOP 5 SPEEDS (MPH)					AVG	BEST
1	63	DUNABIE	Honda	115.9	115.9	115.7	115.3	115.3	115.6	115.9
2	27	COOPER	Honda	115.5	114.9	114.5	114.3	114.3	114.7	115.5
3	88	FOSTER	Honda	115.5	115.1	113.3	113.1	112.4	113.9	115.5
4	78	WILLIAMS	Honda	115.3	114.9	114.5	113.5	112.7	114.2	115.3
5	19	HUMPHRIES	Honda	115.3	114.9	114.9	114.7	114.7	114.9	115.3
6	16	BURROWS	Honda	115.3	114.5	114.1	113.1	112.7	113.9	115.3
7	42	TREVORROW	Honda	115.1	114.1	113.9	113.7	113.5	114.0	115.1
8	37	HOLT	Honda	115.1	114.1	113.7	113.3	113.1	113.9	115.1
9	23	REMESAL-LOMAS	Honda	114.9	114.7	114.3	114.1	113.9	114.4	114.9
10	24	FROST	Honda	114.9	114.7	114.5	114.5	114.1	114.5	114.9
11	90	DIVINE	Honda	114.7	114.5	114.3	113.7	113.1	114.0	114.7
12	7	FITCHETT	Honda	114.7	114.5	114.3	113.9	113.7	114.2	114.7
13	11	BISHOP	Honda	114.3	114.3	114.1	114.1	114.1	114.2	114.3
14	15	DAY	Honda	114.3	113.7	113.7	113.5	113.5	113.7	114.3
15	64	EDMUNDS	Honda	113.7	113.5	113.3	113.3	112.7	113.3	113.7
16	12	HOOPER	Honda	113.1	112.7	112.7	112.5	112.2	112.7	113.1
17	31	McCARTNEY	Honda	112.5	111.8	111.2	111.1	110.7	111.5	112.5
18	67	BOWES	Honda	112.5	112.4	112.2	112.0	111.6	112.1	112.5
19	34	CUNNINGHAM	Honda	111.2	110.9	110.3	110.1	110.1	110.5	111.2
20	65	RHODES	Honda	110.5	110.5	110.3	110.3	110.0	110.3	110.5
21	58	RHODES	Honda	108.9	108.9	108.5	107.8	105.6	108.0	108.9
22	71	CURTIS	Honda	108.0	108.0	108.0	107.8	107.5	107.9	108.0

2026 ZYN British Superbike Championship - Round 1

R&G Moto4 British Cup

QUALIFYING - STATISTICS

Competitors Started	22
Planned Start	2026-05-02 @ 17:25:00.000
Actual Start	2026-05-02 @ 17:35:01.543
Finish Time	2026-05-02 @ 18:00:01.543
Track Length	2.6920mi.
Total Laps	283
Total Distance Covered	761.8440mi.

Session Fastest Lap History

NO	NAME	LAP TIME	TIME OF DAY	LAP	VEHICLE
11	Jensen BISHOP	1:50.147	17:38:48.969	2	Honda
27	Hudson COOPER	1:49.208	17:38:49.264	2	Honda
37	Marco HOLT	1:48.561	17:38:56.570	2	Honda
24	Ryan FROST	1:48.261	17:39:08.593	2	Honda
63	Jack DUNABIE	1:47.832	17:39:13.923	2	Honda
16	Jack BURROWS	1:47.360	17:39:41.949	2	Honda
37	Marco HOLT	1:47.122	17:40:43.692	3	Honda
63	Jack DUNABIE	1:46.894	17:41:00.817	3	Honda
16	Jack BURROWS	1:46.536	17:41:28.485	3	Honda
63	Jack DUNABIE	1:46.310	17:42:47.127	4	Honda
16	Jack BURROWS	1:46.299	17:45:01.688	5	Honda
63	Jack DUNABIE	1:46.121	17:46:25.576	6	Honda
24	Ryan FROST	1:45.834	17:55:10.081	11	Honda
16	Jack BURROWS	1:45.745	17:56:02.256	10	Honda
63	Jack DUNABIE	1:45.724	17:57:15.267	12	Honda

Flag History

TYPE	TIME OF DAY
GREEN	17:35:01.543
FINISH	18:00:01.543

Flag Statistics

TYPE	COUNT	TOTAL LAPS	TOTAL TIME
Green	1	14	29:25.997
Red	0	0	0.000
Safety Car	0	0	0.000
FCY	0	0	0.000

2026 ZYN British Superbike Championship - Round 1

R&G Moto4 British Cup

QUALIFYING - SESSION NOTES

TIME	MESSAGE
17:41:03	NO.90 EXCEEDED TRACK LIMITS T16 - LAPTIME CANCELLED
17:54:26	NO.42 EXCEEDED TRACK LIMITS T1 - LAPTIME CANCELLED
17:56:53	NO.37 FALLER AT T3 CASCADES - RIDER OK
18:00:17	NO.16 EXCEEDED TRACK LIMITS T1 - LAPTIME CANCELLED

2026 ZYN British Superbike Championship - Round 1

R&G Moto4 British Cup

QUALIFYING - WEATHER CONDITIONS

