

2026 ZYN British Superbike Championship - Round 1

R&G Moto4 British Cup

RACE 1 - CLASSIFICATION

Race Distance: 10 Laps / 26.92 miles

POS	NO	NAME	NAT	ENTRY	LAPS	TIME	GAP	DIFF	MPH	BEST	ON	GRD	↑↓
1	16	Jack BURROWS	GBR	Honda - Burrows Engineering / RK Racing	10	17:49.874			90.58	1:45.826	7	2	1
2	63	Jack DUNABIE	GBR	Honda - Kovara Projects / RS Racing	10	17:50.069	0.195	0.195	90.56	1:45.574	10	1	-1
3	24	Ryan FROST	GBR	Honda - Fibre Tec Honda By MLav Racing	10	17:50.120	0.246	0.051	90.56	1:45.569	8	3	0
4	37	Marco HOLT	GBR	Honda - City Lifting / RS Racing	10	17:50.288	0.414	0.168	90.54	1:45.700	10	5	1
5	88	Mason FOSTER	GBR	Honda - Mortimer Racing	10	17:59.481	9.607	9.193	89.77	1:46.960	4	8	3
6	15	Harrison DAY	GBR	Honda - LRA Moto supported by HV Solutions	10	18:16.160	26.286	16.679	88.41	1:48.555	4	12	6
7	78	Joshua WILLIAMS	GBR	Honda - Dunsley Heat Racing	10	18:18.998	29.124	2.838	88.18	1:48.198	4	11	4
8	67	George BOWES	GBR	Honda - A Edwards Racing	10	18:19.369	29.495	0.371	88.15	1:48.339	9	13	5
9	31	Henry McCARTNEY	GBR	Honda - Stanford Racing	10	18:21.336	31.462	1.967	87.99	1:48.698	4	10	1
10	42	Thorley TREVORROW	GBR	Honda - Fibre Tec Honda By MLav Racing	10	18:28.504	38.630	7.168	87.42	1:49.245	6	17	7
11	23	Alex REMESAL-LOMAS	ESP	Honda - Fibre Tec Honda By MLav Racing	10	18:28.679	38.805	0.175	87.41	1:49.765	6	14	3
12	19	Tyler HUMPHRIES	GBR	Honda - Fibre Tec Honda By MLav Racing	10	18:28.720	38.846	0.041	87.40	1:49.746	6	15	3
13	34	Charlie CUNNINGHAM	GBR	Honda - Mortimer Racing	9	17:15.261	1 Lap	1 Lap	84.25	1:53.286	7	19	6
14	12	Archie HOOPER	GBR	Honda - AH Racing	9	17:17.228	1 Lap	1.967	84.09	1:53.726	9	18	4
15	65	Lilly RHODES	GBR	Honda - Wilson Racing	9	17:29.771	1 Lap	12.543	83.08	1:53.544	5	20	5
16	58	Max RHODES	GBR	Honda - Wilson Racing	9	17:31.988	1 Lap	2.217	82.91	1:55.188	9	21	5

NOT CLASSIFIED

DNF	7	Luke FITCHETT	GBR	Honda - Kovara Projects / RS Racing	10	17:59.569	9.695	0.000	89.77	1:46.952	4	4	
DNF	27	Hudson COOPER	GBR	Honda - Rides R Us / NW Racing	10	17:59.583	9.709	0.014	89.76	1:46.937	5	7	
DNF	11	Jensen BISHOP	GBR	Honda - Wilson Racing	9	16:27.574	1 Lap	1 Lap	88.31	1:48.284	4	9	
DNF	64	Clayton EDMUNDS	GBR	Honda - City Lifting / RS Racing	8	14:18.349	2 Laps	1 Lap	90.32	1:45.920	6	6	
DNF	90	Aeziah DIVINE	BMU	Honda - Fibre Tec Honda By MLav Racing	8	14:46.543	2 Laps	28.194	87.45	1:48.336	4	16	

FASTEST LAP

24	Ryan FROST	GBR	Honda - Fibre Tec Honda By MLav Racing	8	1:45.569	91.80 mph	147.73 kph
----	------------	-----	--	---	----------	-----------	------------

New Lap Record

Red Flag (end of session): 14:32

Weather / Track : Cloudy / Dry

These results are provisional until the conclusion of any judicial and technical matters.

Date: 03/05/2026 Start: 14:13 Finish: 14:30

Oulton Park International: 2.6920 miles

Race Director: Stuart Higgs

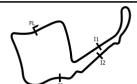
Timekeeper: Richard Evans

S. Higgs

R. EVANS

Digitally Approved at 14:51 Sunday, 03 May 2026

Digitally Approved at 14:43 Sunday, 03 May 2026



Results can be found at www.tsl-timing.com

Printed - 14:37 Sunday, 03 May 2026

2026 ZYN British Superbike Championship - Round 1

R&G Moto4 British Cup

RACE 1 - LAP CHART

LAP 1 @ 14:15:16.542

NO	BEHIND	LAP TIME
16		1:52.141
24	0 Laps	1:52.141
63	0.051	1:52.192
64	0.781	1:52.922
7	0.851	1:52.992
37	0.996	1:53.137
27	1.030	1:53.171
88	1.486	1:53.627
11	2.894	1:55.035
31	3.345	1:55.486
15	3.410	1:55.551
78	3.506	1:55.647
90	4.646	1:56.787
19	4.849	1:56.990
67	5.058	1:57.199
23	5.380	1:57.521
42	6.103	1:58.244
12	9.042	2:01.183
34	9.525	2:01.666
58	10.841	2:02.982
65	21.450	2:13.591

LAP 2 @ 14:17:03.798

NO	BEHIND	LAP TIME
63		1:47.205
24	0.273	1:47.529
16	0.287	1:47.543
64	0.479	1:46.954
37	0.751	1:47.011
7	1.276	1:47.681
88	1.653	1:47.423
27	1.735	1:47.961
31	4.830	1:48.741
11	5.335	1:49.697
15	5.588	1:49.434
78	5.803	1:49.553
90	6.753	1:49.363
19	7.754	1:50.161
67	8.020	1:50.218
23	8.647	1:50.523
42	9.131	1:50.284
12	17.325	1:55.539
34	17.574	1:55.305
58	19.835	1:56.250
65	30.977	1:56.783

LAP 3 @ 14:18:50.780

NO	BEHIND	LAP TIME
63		1:46.982
16	0.253	1:46.948
24	0.948	1:47.657
64	1.203	1:47.706
37	1.319	1:47.550
88	1.824	1:47.153
7	1.967	1:47.673
27	2.085	1:47.332
31	6.598	1:48.750
11	7.267	1:48.914
78	7.714	1:48.893
15	7.977	1:49.371
90	8.515	1:48.744
19	11.003	1:50.231

67	11.164	1:50.126
23	11.573	1:49.908
42	11.998	1:49.849
12	25.230	1:54.887
34	25.824	1:55.232
58	28.515	1:55.662
65	39.477	1:55.482

LAP 4 @ 14:20:37.369

NO	BEHIND	LAP TIME
63		1:46.589
16	0.167	1:46.503
24	0.304	1:45.945
64	1.228	1:46.614 D
37	1.378	1:46.648 D
88	2.195	1:46.960
7	2.330	1:46.952
27	2.570	1:47.074
31	8.707	1:48.698
11	8.962	1:48.284
78	9.323	1:48.198
15	9.943	1:48.555
90	10.262	1:48.336
67	14.052	1:49.477
19	14.709	1:50.295
42	14.729	1:49.320
23	14.920	1:49.936
12	33.885	1:55.244
34	34.045	1:54.810
58	37.722	1:55.796
65	47.434	1:54.546

LAP 5 @ 14:22:24.237

NO	BEHIND	LAP TIME
16		1:46.701
24	0.059	1:46.623
63	0.103	1:46.971
64	0.715	1:46.355 D
37	0.962	1:46.452
88	2.584	1:47.257
27	2.639	1:46.937
7	3.215	1:47.753
11	11.161	1:49.067
31	11.269	1:49.430 D
78	11.290	1:48.835
15	11.630	1:48.555
90	11.919	1:48.525
67	16.020	1:48.836
19	17.891	1:50.050
23	18.019	1:49.967
42	18.365	1:50.504
34	41.200	1:54.023
12	41.567	1:54.550
58	47.561	1:56.707
65	54.110	1:53.544

LAP 6 @ 14:24:10.463

NO	BEHIND	LAP TIME
16		1:46.226
63	0.122	1:46.245
24	0.187	1:46.354
64	0.409	1:45.920
37	0.777	1:46.041
88	3.628	1:47.270

27	3.769	1:47.356
7	3.954	1:46.965
31	14.436	1:49.393
11	14.464	1:49.529
78	14.544	1:49.480
15	14.755	1:49.351
90	14.961	1:49.268
67	18.661	1:48.867
42	21.384	1:49.245
19	21.411	1:49.746
23	21.558	1:49.765
34	48.550	1:53.576
12	49.227	1:53.886
58	57.636	1:56.301
65	1:01.783	1:53.899

LAP 7 @ 14:25:56.289

NO	BEHIND	LAP TIME
16		1:45.826
63	0.287	1:45.991
24	0.499	1:46.138
64	0.684	1:46.101
37	0.735	1:45.784
88	5.037	1:47.235
7	5.156	1:47.028
27	5.209	1:47.266
31	17.486	1:48.876
11	17.626	1:48.988
15	17.665	1:48.736
78	17.839	1:49.121
90	18.076	1:48.941
67	21.616	1:48.781
19	25.598	1:50.013
42	25.713	1:50.155
23	25.862	1:50.130
34	56.010	1:53.286
12	57.188	1:53.787
58	1:08.132	1:56.322
65	1:09.823	1:53.866

LAP 8 @ 14:27:42.286

NO	BEHIND	LAP TIME
16		1:45.997
24	0.071	1:45.569
64	0.464	1:45.777 D
63	0.575	1:46.285
37	0.651	1:45.913
7	6.641	1:47.482
27	6.669	1:47.457
88	6.928	1:47.888
31	20.398	1:48.909
11	20.497	1:48.868
15	20.721	1:49.053
78	21.451	1:49.609
67	24.047	1:48.428
90	28.658	1:56.579 P
23	30.358	1:50.493
19	30.363	1:50.762
42	30.412	1:50.696
34	1:03.506	1:53.493
12	1:05.617	1:54.426
65	1:18.272	1:54.446
58	1:18.915	1:56.780

LAP 9 @ 14:29:28.047

NO	BEHIND	LAP TIME
24		1:45.690
16	0.170	1:45.931
63	0.849	1:46.035
37	0.942	1:46.052
7	8.467	1:47.587
88	8.627	1:47.460
27	8.679	1:47.771
31	23.911	1:49.274
11	23.928	1:49.192
15	23.938	1:48.978
78	24.163	1:48.473
67	26.625	1:48.339
19	34.634	1:50.032
42	34.773	1:50.122
23	34.919	1:50.322
34	1:11.615	1:53.870
12	1:13.582	1:53.726
65	1:26.125	1:53.614
58	1:28.342	1:55.188

LAP 10 @ 14:31:14.275

NO	BEHIND	LAP TIME
16		1:46.058
63	0.195	1:45.574
24	0.246	1:46.474
37	0.414	1:45.700
88	9.607	1:47.208
7	9.695	1:47.456
27	9.709	1:47.258
15	26.286	1:48.576
78	29.124	1:51.189
67	29.495	1:49.098
31	31.462	1:53.779
42	38.630	1:50.085
23	38.805	1:50.114
19	38.846	1:50.440

2026 ZYN British Superbike Championship - Round 1

R&G Moto4 British Cup

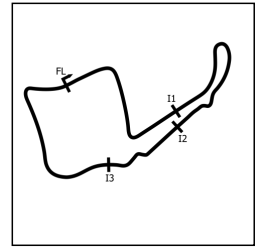
RACE 1 - POSITION CHART

No	Name	Lap										
		Pos	1	2	3	4	5	6	7	8	9	10
63	DUNABIE	1	16	63	63	63	16	16	16	16	24	16
16	BURROWS	2	24	24	16	16	24	63	63	24	16	63
24	FROST	3	63	16	24	24	63	24	24	64	63	24
7	FITCHETT	4	64	64	64	64	64	64	64	63	37	37
37	HOLT	5	7	37	37	37	37	37	37	37	7	88
64	EDMUNDS	6	37	7	88	88	88	88	88	7	88	7
27	COOPER	7	27	88	7	7	27	27	7	27	27	27
88	FOSTER	8	88	27	27	27	7	7	27	88	31	15
11	BISHOP	9	11	31	31	31	11	31	31	31	11	78
31	MCCARTNEY	10	31	11	11	11	31	11	11	11	15	67
78	WILLIAMS	11	15	15	78	78	78	78	15	15	78	31
15	DAY	12	78	78	15	15	15	15	78	78	67	42
67	BOWES	13	90	90	90	90	90	90	90	67	19	23
23	REMESAL-LOMAS	14	19	19	19	67	67	67	67	90	42	19
19	HUMPHRIES	15	67	67	67	19	19	42	19	23	23	
90	DIVINE	16	23	23	23	42	23	19	42	19	34	
42	TREVORROW	17	42	42	42	23	42	23	23	42	12	
12	HOOPER	18	12	12	12	12	34	34	34	34	65	
34	CUNNINGHAM	19	34	34	34	34	12	12	12	12	58	
65	RHODES	20	58	58	58	58	58	58	58	58	65	
58	RHODES	21	65	65	65	65	65	65	65	65	58	

2026 ZYN British Superbike Championship - Round 1

R&G Moto4 British Cup

RACE 1 - SECTOR ANALYSIS



SECTOR 1 = FL to I1, SECTOR 2 = I1 to I2, SECTOR 3 = I2 to I3, SECTOR 4 = I3 to FL, DIFF = Difference To Personal Best Lap, P = Crossed Finish Line in Pit Lane, D = Time Disallowed

P1 16		Jack BURROWS				Honda - Burrows Engineering / RK Racing						
IDEAL LAP TIME : 1:45.591		BEST LAP TIME : 1:45.826				DIFFERENCE : 0.235						
LAP	SECTOR 1	SECTOR 2		SECTOR 3		SECTOR 4		LAP TIME	MPH	DIFF	TIME OF DAY	
1 -		117.1	30.082	91.5	20.960	103.8	29.696	107.3	1:52.141	86.42	6.315	14:15:16.542
2 -	26.906	113.3	30.100	89.9	21.116	103.7	29.421	108.2	1:47.543	90.11	1.717	14:17:04.085
3 -	26.410	116.1	29.870	93.3	20.994	103.7	29.674	109.2	1:46.948	90.61	1.122	14:18:51.033
4 -	26.291	116.7	29.708	93.2	20.928	103.5	29.576	109.6	1:46.503	90.99	0.677	14:20:37.536
5 -	26.433	115.9	29.669	91.9	21.001	102.4	29.598	108.4	1:46.701	90.82	0.875	14:22:24.237
6 -	26.339	115.1	29.455	92.4	21.006	102.9	29.426	108.5	1:46.226	91.23	0.400	14:24:10.463
7 -	26.237	115.5	29.305	92.1	20.881	102.6	29.403	108.4	1:45.826 (1)	91.57		14:25:56.289
8 -	26.270	114.7	29.506	92.0	20.881	102.9	29.340	108.9	1:45.997 (3)	91.42	0.171	14:27:42.286
9 -	26.201	115.5	29.271	92.1	20.817	102.7	29.642	108.9	1:45.931 (2)	91.48	0.105	14:29:28.217
10 -	26.407	115.3	29.397	92.0	20.779	102.9	29.475	108.4	1:46.058	91.37	0.232	14:31:14.275

P2 63		Jack DUNABIE				Honda - Kovara Projects / RS Racing						
IDEAL LAP TIME : 1:45.335		BEST LAP TIME : 1:45.574				DIFFERENCE : 0.239						
LAP	SECTOR 1	SECTOR 2		SECTOR 3		SECTOR 4		LAP TIME	MPH	DIFF	TIME OF DAY	
1 -		116.7	30.332	94.2	21.106	104.2	29.418	111.2	1:52.192	86.38	6.618	14:15:16.593
2 -	26.848	117.9	29.711	92.3	21.076	102.6	29.570	109.6	1:47.205	90.39	1.631	14:17:03.798
3 -	26.648	115.7	29.771	93.0	21.018	103.0	29.545	109.2	1:46.982	90.58	1.408	14:18:50.780
4 -	26.494	115.1	29.521	93.2	21.109	103.2	29.465	109.1	1:46.589	90.92	1.015	14:20:37.369
5 -	26.540	115.7	29.879	94.3	21.254	105.1	29.298	112.5	1:46.971	90.59	1.397	14:22:24.340
6 -	26.341	115.3	29.409	94.6	21.046	105.3	29.449	111.4	1:46.245	91.21	0.671	14:24:10.585
7 -	26.409	116.7	29.375	93.8	20.884	104.6	29.323	109.8	1:45.991 (2)	91.43	0.417	14:25:56.576
8 -	26.433	116.9	29.254	94.2	21.125	105.8	29.473	111.8	1:46.285	91.18	0.711	14:27:42.861
9 -	26.548	117.5	29.350	92.8	20.975	103.8	29.162	110.7	1:46.035 (3)	91.39	0.461	14:29:28.896
10 -	26.108	116.9	29.382	94.5	20.811	106.5	29.273	110.3	1:45.574 (1)	91.79		14:31:14.470

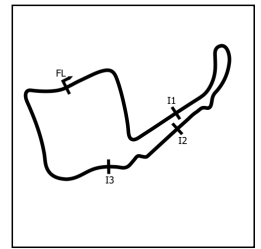
P3 24		Ryan FROST				Honda - Fibre Tec Honda By MLav Racing						
IDEAL LAP TIME : 1:45.335		BEST LAP TIME : 1:45.569				DIFFERENCE : 0.234						
LAP	SECTOR 1	SECTOR 2		SECTOR 3		SECTOR 4		LAP TIME	MPH	DIFF	TIME OF DAY	
1 -		113.5	30.009	92.9	21.071	102.1	29.848	108.7	1:52.141	86.42	6.572	14:15:16.542
2 -	26.885	113.9	30.091	91.4	20.875	104.0	29.678	108.5	1:47.529	90.12	1.960	14:17:04.071
3 -	26.549	118.1	29.820	94.9	21.706	103.2	29.582	110.3	1:47.657	90.02	2.088	14:18:51.728
4 -	26.376	116.3	29.398	93.7	20.827	104.0	29.344	111.1	1:45.945 (3)	91.47	0.376	14:20:37.673
5 -	26.398	117.1	29.808	95.4	21.018	103.4	29.399	111.4	1:46.623	90.89	1.054	14:22:24.296
6 -	26.678	117.1	29.240	94.9	21.001	106.1	29.435	112.9	1:46.354	91.12	0.785	14:24:10.650
7 -	26.394	118.1	29.425	95.1	20.862	106.1	29.457	110.5	1:46.138	91.30	0.569	14:25:56.788
8 -	26.286	118.5	29.246	95.3	20.925	104.3	29.112	111.2	1:45.569 (1)	91.80		14:27:42.357
9 -	26.403	116.9	29.110	93.7	20.895	104.6	29.282	109.4	1:45.690 (2)	91.69	0.121	14:29:28.047
10 -	26.586	113.7	29.450	93.9	21.029	104.3	29.409	112.4	1:46.474	91.02	0.905	14:31:14.521

P4 37		Marco HOLT				Honda - City Lifting / RS Racing						
IDEAL LAP TIME : 1:45.218		BEST LAP TIME : 1:45.700				DIFFERENCE : 0.482						
LAP	SECTOR 1	SECTOR 2		SECTOR 3		SECTOR 4		LAP TIME	MPH	DIFF	TIME OF DAY	
1 -		115.7	30.370	94.6	21.040	103.0	29.705	110.3	1:53.137	85.65	7.437	14:15:17.538
2 -	26.813	117.3	29.675	94.5	20.996	104.3	29.527	109.4	1:47.011	90.56	1.311	14:17:04.549
3 -	26.731	115.7	29.739	92.8	21.154	103.5	29.926	110.9	1:47.550	90.10	1.850	14:18:52.099
4 -	26.738	115.7	29.411	93.8	20.989	104.5	29.510	110.3	1:46.648 D	90.87	0.948	14:20:38.747
5 -	26.477	116.9	29.485	93.4	20.920	105.0	29.570	110.5	1:46.452	91.03	0.752	14:22:25.199
6 -	26.445	116.7	29.423	92.6	20.794	103.8	29.379	110.9	1:46.041	91.39	0.341	14:24:11.240
7 -	26.351	116.7	29.282	94.2	20.796	105.6	29.355	112.2	1:45.784 (2)	91.61	0.084	14:25:57.024
8 -	26.479	117.5	29.337	94.6	20.750	106.0	29.347	112.0	1:45.913 (3)	91.50	0.213	14:27:42.937
9 -	26.721	116.9	29.180	92.1	20.948	104.8	29.203	111.1	1:46.052	91.38	0.352	14:29:28.989
10 -	26.085	117.9	29.397	94.5	20.866	105.5	29.352	111.1	1:45.700 (1)	91.68		14:31:14.689

2026 ZYN British Superbike Championship - Round 1

R&G Moto4 British Cup

RACE 1 - SECTOR ANALYSIS



SECTOR 1 = FL to I1, SECTOR 2 = I1 to I2, SECTOR 3 = I2 to I3, SECTOR 4 = I3 to FL, DIFF = Difference To Personal Best Lap, P = Crossed Finish Line in Pit Lane, D = Time Disallowed

P5 88		Mason FOSTER				Honda - Mortimer Racing						
IDEAL LAP TIME : 1:46.626		BEST LAP TIME : 1:46.960				DIFFERENCE : 0.334						
LAP	SECTOR 1	SECTOR 2		SECTOR 3		SECTOR 4		LAP TIME	MPH	DIFF	TIME OF DAY	
1 -		118.1	30.454	93.9	21.121	104.3	29.859	109.6	1:53.627	85.29	6.667	14:15:18.028
2 -	26.733	117.3	29.998	92.5	21.139	103.8	29.553	110.5	1:47.423	90.21	0.463	14:17:05.451
3 -	26.630	116.9	29.811	93.5	21.049	105.3	29.663	110.0	1:47.153 (2)	90.44	0.193	14:18:52.604
4 -	26.668	115.7	29.788	93.2	20.938	103.0	29.566	109.2	1:46.960 (1)	90.60		14:20:39.564
5 -	26.752	115.9	29.688	92.9	20.981	102.9	29.836	109.2	1:47.257	90.35	0.297	14:22:26.821
6 -	26.802	116.1	29.865	92.1	21.011	103.4	29.592	109.1	1:47.270	90.34	0.310	14:24:14.091
7 -	26.752	115.9	29.765	92.8	20.981	103.0	29.737	108.9	1:47.235	90.37	0.275	14:26:01.326
8 -	26.797	114.1	30.243	94.2	21.241	104.3	29.607	110.5	1:47.888	89.82	0.928	14:27:49.214
9 -	26.914	116.1	30.077	94.2	20.991	105.6	29.478	111.1	1:47.460	90.18	0.500	14:29:36.674
10 -	26.720	115.9	29.877	93.7	20.830	104.8	29.781	108.4	1:47.208 (3)	90.39	0.248	14:31:23.882

P6 15		Harrison DAY				Honda - LRA Moto supported by HV Solutions						
IDEAL LAP TIME : 1:47.864		BEST LAP TIME : 1:48.555				DIFFERENCE : 0.691						
LAP	SECTOR 1	SECTOR 2		SECTOR 3		SECTOR 4		LAP TIME	MPH	DIFF	TIME OF DAY	
1 -		117.7	30.695	94.5	21.530	102.9	30.455	108.4	1:55.551	83.86	6.996	14:15:19.952
2 -	27.168	118.1	30.731	93.5	21.421	104.5	30.114	111.8	1:49.434	88.55	0.879	14:17:09.386
3 -	27.106	116.9	30.515	92.8	21.389	104.5	30.361	111.1	1:49.371	88.60	0.816	14:18:58.757
4 -	26.978	117.3	30.359	93.2	21.271	105.0	29.947	111.4	1:48.555 (1)	89.27		14:20:47.312
5 -	26.858	117.9	30.281	94.6	21.245	106.0	30.171	111.1	1:48.555 (1)	89.27		14:22:35.867
6 -	26.939	117.7	30.819	93.8	21.474	105.1	30.119	111.4	1:49.351	88.62	0.796	14:24:25.218
7 -	27.306	117.3	30.391	94.2	21.256	105.6	29.783	111.4	1:48.736	89.12	0.181	14:26:13.954
8 -	27.223	116.5	30.088	94.1	21.293	104.8	30.449	110.9	1:49.053	88.86	0.498	14:28:03.007
9 -	27.156	117.5	30.370	94.6	21.412	104.5	30.040	110.0	1:48.978	88.92	0.423	14:29:51.985
10 -	27.161	115.9	29.978	93.7	21.363	103.4	30.074	109.2	1:48.576 (3)	89.25	0.021	14:31:40.561

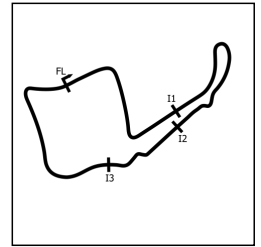
P7 78		Joshua WILLIAMS				Honda - Dunsley Heat Racing						
IDEAL LAP TIME : 1:47.957		BEST LAP TIME : 1:48.198				DIFFERENCE : 0.241						
LAP	SECTOR 1	SECTOR 2		SECTOR 3		SECTOR 4		LAP TIME	MPH	DIFF	TIME OF DAY	
1 -		113.5	30.995	92.6	21.411	102.2	30.123	109.1	1:55.647	83.80	7.449	14:15:20.048
2 -	27.179	116.3	30.995	92.3	21.298	103.2	30.081	109.8	1:49.553	88.46	1.355	14:17:09.601
3 -	27.029	115.3	30.657	92.1	21.362	103.0	29.845	108.0	1:48.893	88.99	0.695	14:18:58.494
4 -	26.698	116.1	30.318	92.4	21.276	102.6	29.906	108.0	1:48.198 (1)	89.57		14:20:46.692
5 -	26.805	114.9	30.633	93.2	21.273	101.8	30.124	107.7	1:48.835 (3)	89.04	0.637	14:22:35.527
6 -	27.036	114.5	30.757	90.9	21.419	101.9	30.268	109.4	1:49.480	88.52	1.282	14:24:25.007
7 -	27.010	114.5	30.141	91.9	21.318	101.3	30.652	108.4	1:49.121	88.81	0.923	14:26:14.128
8 -	27.490	115.5	30.245	93.2	21.377	102.9	30.497	108.2	1:49.609	88.41	1.411	14:28:03.737
9 -	26.880	115.3	30.160	92.4	21.323	103.0	30.110	108.9	1:48.473 (2)	89.34	0.275	14:29:52.210
10 -	27.272	114.7	31.374	87.3	21.749	101.2	30.794	106.0	1:51.189	87.16	2.991	14:31:43.399

P8 67		George BOWES				Honda - A Edwards Racing						
IDEAL LAP TIME : 1:48.167		BEST LAP TIME : 1:48.339				DIFFERENCE : 0.172						
LAP	SECTOR 1	SECTOR 2		SECTOR 3		SECTOR 4		LAP TIME	MPH	DIFF	TIME OF DAY	
1 -		116.1	31.339	91.8	22.014	101.8	30.412	107.5	1:57.199	82.69	8.860	14:15:21.600
2 -	27.570	111.8	31.060	90.4	21.519	101.3	30.069	107.5	1:50.218	87.92	1.879	14:17:11.818
3 -	27.407	113.9	30.863	91.5	21.297	102.2	30.559	106.8	1:50.126	88.00	1.787	14:19:01.944
4 -	27.502	112.4	30.426	91.1	21.373	101.3	30.176	106.8	1:49.477	88.52	1.138	14:20:51.421
5 -	27.089	113.7	30.329	91.0	21.340	101.3	30.078	107.5	1:48.836	89.04	0.497	14:22:40.257
6 -	27.077	113.7	30.333	91.0	21.429	101.6	30.028	107.0	1:48.867	89.01	0.528	14:24:29.124
7 -	27.131	113.3	30.160	90.9	21.310	101.8	30.180	107.0	1:48.781 (3)	89.09	0.442	14:26:17.905
8 -	26.970	113.7	30.135	90.5	21.355	101.8	29.968	107.2	1:48.428 (2)	89.38	0.089	14:28:06.333
9 -	27.142	112.5	30.047	90.8	21.213	101.9	29.937	106.8	1:48.339 (1)	89.45		14:29:54.672
10 -	27.037	113.5	30.627	89.3	21.482	101.3	29.952	107.2	1:49.098	88.83	0.759	14:31:43.770

2026 ZYN British Superbike Championship - Round 1

R&G Moto4 British Cup

RACE 1 - SECTOR ANALYSIS



SECTOR 1 = FL to I1, SECTOR 2 = I1 to I2, SECTOR 3 = I2 to I3, SECTOR 4 = I3 to FL, DIFF = Difference To Personal Best Lap, P = Crossed Finish Line in Pit Lane, D = Time Disallowed

P9 31		Henry McCARTNEY				Honda - Stanford Racing						
IDEAL LAP TIME : 1:48.366		BEST LAP TIME : 1:48.698				DIFFERENCE : 0.332						
LAP	SECTOR 1	SECTOR 2	SECTOR 3	SECTOR 4	LAP TIME	MPH	DIFF	TIME OF DAY				
1 -		112.0	30.602	91.5	21.398	99.2	30.352	106.3	1:55.486	83.91	6.788	14:15:19.887
2 -	27.067	111.6	30.140	89.8	21.353	99.5	30.181	105.3	1:48.741 (2)	89.12	0.043	14:17:08.628
3 -	27.116	111.1	30.157	89.8	21.241	99.8	30.236	104.6	1:48.750 (3)	89.11	0.052	14:18:57.378
4 -	27.072	111.2	30.071	90.3	21.296	99.7	30.259	105.0	1:48.698 (1)	89.15		14:20:46.076
5 -	27.361	112.2	30.323	90.0	21.335	99.5	30.411	106.1	1:49.430 D	88.56	0.732	14:22:35.506
6 -	27.157	112.4	30.591	90.1	21.397	98.3	30.248	105.8	1:49.393	88.59	0.695	14:24:24.899
7 -	27.155	111.2	29.960	89.9	21.385	99.1	30.376	105.0	1:48.876	89.01	0.178	14:26:13.775
8 -	27.055	111.8	30.183	90.0	21.388	98.9	30.283	104.6	1:48.909	88.98	0.211	14:28:02.684
9 -	27.222	112.0	30.525	90.3	21.370	98.5	30.157	105.1	1:49.274	88.68	0.576	14:29:51.958
10 -	27.366	112.7	34.601	80.1	21.702	100.0	30.110	105.5	1:53.779	85.17	5.081	14:31:45.737

P10 42		Thorley TREVORROW				Honda - Fibre Tec Honda By MLav Racing						
IDEAL LAP TIME : 1:48.947		BEST LAP TIME : 1:49.245				DIFFERENCE : 0.298						
LAP	SECTOR 1	SECTOR 2	SECTOR 3	SECTOR 4	LAP TIME	MPH	DIFF	TIME OF DAY				
1 -		115.7	31.453	92.1	21.895	102.1	30.810	109.1	1:58.244	81.95	8.999	14:15:22.645
2 -	27.285	115.5	30.739	92.1	21.800	101.8	30.460	108.9	1:50.284	87.87	1.039	14:17:12.929
3 -	27.239	114.9	30.611	92.9	21.624	102.2	30.375	109.4	1:49.849 (3)	88.22	0.604	14:19:02.778
4 -	27.091	115.7	30.405	92.6	21.630	102.1	30.194	108.0	1:49.320 (2)	88.65	0.075	14:20:52.098
5 -	27.761	116.1	31.003	93.0	21.555	102.7	30.185	109.2	1:50.504	87.70	1.259	14:22:42.602
6 -	27.104	116.5	30.311	92.4	21.624	101.9	30.206	107.8	1:49.245 (1)	88.71		14:24:31.847
7 -	27.368	116.5	30.663	90.0	21.671	101.5	30.453	108.7	1:50.155	87.97	0.910	14:26:22.002
8 -	27.536	113.1	30.766	90.4	21.629	102.2	30.765	106.1	1:50.696	87.54	1.451	14:28:12.698
9 -	27.668	114.1	30.553	93.0	21.360	102.4	30.541	109.1	1:50.122	88.00	0.877	14:30:02.820
10 -	27.241	114.9	30.588	90.6	21.718	101.0	30.538	107.0	1:50.085	88.03	0.840	14:31:52.905

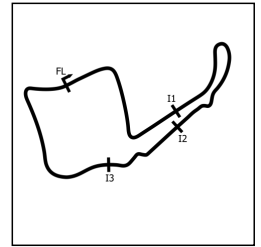
P11 23		Alex REMESAL-LOMAS				Honda - Fibre Tec Honda By MLav Racing						
IDEAL LAP TIME : 1:49.329		BEST LAP TIME : 1:49.765				DIFFERENCE : 0.436						
LAP	SECTOR 1	SECTOR 2	SECTOR 3	SECTOR 4	LAP TIME	MPH	DIFF	TIME OF DAY				
1 -		116.9	31.315	92.8	21.690	103.4	30.523	109.4	1:57.521	82.46	7.756	14:15:21.922
2 -	27.471	116.5	31.209	92.8	21.496	102.7	30.347	109.8	1:50.523	87.68	0.758	14:17:12.445
3 -	27.241	115.5	30.908	92.4	21.402	103.2	30.357	109.6	1:49.908 (2)	88.17	0.143	14:19:02.353
4 -	27.202	116.3	31.089	93.0	21.528	103.7	30.117	110.0	1:49.936 (3)	88.15	0.171	14:20:52.289
5 -	27.469	116.7	31.010	92.5	21.318	103.4	30.170	109.6	1:49.967	88.12	0.202	14:22:42.256
6 -	27.206	116.5	30.894	92.8	21.506	103.5	30.159	111.1	1:49.765 (1)	88.29		14:24:32.021
7 -	27.390	115.5	30.898	92.3	21.553	103.7	30.289	110.7	1:50.130	87.99	0.365	14:26:22.151
8 -	27.518	116.1	31.003	92.0	21.527	103.7	30.445	107.2	1:50.493	87.70	0.728	14:28:12.644
9 -	27.948	115.1	30.722	92.9	21.425	103.0	30.227	110.7	1:50.322	87.84	0.557	14:30:02.966
10 -	27.172	115.7	31.249	91.6	21.390	103.5	30.303	109.4	1:50.114	88.01	0.349	14:31:53.080

P12 19		Tyler HUMPHRIES				Honda - Fibre Tec Honda By MLav Racing						
IDEAL LAP TIME : 1:49.287		BEST LAP TIME : 1:49.746				DIFFERENCE : 0.459						
LAP	SECTOR 1	SECTOR 2	SECTOR 3	SECTOR 4	LAP TIME	MPH	DIFF	TIME OF DAY				
1 -		116.1	31.072	94.2	21.758	102.9	30.351	109.8	1:56.990	82.83	7.244	14:15:21.391
2 -	27.768	112.9	30.584	92.5	21.321	102.9	30.488	109.2	1:50.161	87.97	0.415	14:17:11.552
3 -	27.558	115.1	30.759	92.8	21.362	103.0	30.552	108.7	1:50.231	87.91	0.485	14:19:01.783
4 -	27.530	114.5	30.669	92.0	21.582	102.9	30.514	107.5	1:50.295	87.86	0.549	14:20:52.078
5 -	27.610	115.3	30.636	93.2	21.270	102.9	30.534	108.9	1:50.050	88.06	0.304	14:22:42.128
6 -	27.284	116.3	30.382	93.0	21.566	102.4	30.514	110.9	1:49.746 (1)	88.30		14:24:31.874
7 -	27.285	114.9	30.731	91.9	21.470	102.4	30.527	109.2	1:50.013 (2)	88.09	0.267	14:26:21.887
8 -	27.529	115.3	30.833	90.0	21.569	101.8	30.831	108.0	1:50.762	87.49	1.016	14:28:12.649
9 -	27.574	114.9	30.572	92.9	21.340	102.6	30.546	109.1	1:50.032 (3)	88.07	0.286	14:30:02.681
10 -	27.296	115.3	30.847	93.3	21.581	100.9	30.716	110.7	1:50.440	87.75	0.694	14:31:53.121

2026 ZYN British Superbike Championship - Round 1

R&G Moto4 British Cup

RACE 1 - SECTOR ANALYSIS



SECTOR 1 = FL to I1, SECTOR 2 = I1 to I2, SECTOR 3 = I2 to I3, SECTOR 4 = I3 to FL, DIFF = Difference To Personal Best Lap, P = Crossed Finish Line in Pit Lane, D = Time Disallowed

P13 34		Charlie CUNNINGHAM				Honda - Mortimer Racing						
IDEAL LAP TIME : 1:52.977		BEST LAP TIME : 1:53.286				DIFFERENCE : 0.309						
LAP	SECTOR 1	SECTOR 2		SECTOR 3		SECTOR 4		LAP TIME	MPH	DIFF	TIME OF DAY	
1 -		112.7	32.637	90.5	22.319	100.1	31.458	106.5	2:01.666	79.65	8.380	14:15:26.067
2 -	28.446	112.4	32.524	90.6	22.596	98.6	31.739	105.6	1:55.305	84.04	2.019	14:17:21.372
3 -	28.868	109.4	32.408	90.5	22.219	100.4	31.737	105.0	1:55.232	84.10	1.946	14:19:16.604
4 -	28.328	110.9	32.457	90.9	22.367	99.7	31.658	105.8	1:54.810	84.41	1.524	14:21:11.414
5 -	28.469	110.9	32.097	91.8	22.194	98.5	31.263	104.0	1:54.023	84.99	0.737	14:23:05.437
6 -	28.123	110.3	31.863	87.9	22.313	98.9	31.277	104.5	1:53.576 (3)	85.32	0.290	14:24:59.013
7 -	28.180	110.3	31.902	88.4	22.036	99.2	31.168	105.0	1:53.286 (1)	85.54		14:26:52.299
8 -	27.941	110.7	31.903	87.8	22.358	98.1	31.291	104.3	1:53.493 (2)	85.39	0.207	14:28:45.792
9 -	28.191	110.3	31.832	89.0	22.532	98.6	31.315	104.0	1:53.870	85.10	0.584	14:30:39.662

P14 12		Archie HOOPER				Honda - AH Racing						
IDEAL LAP TIME : 1:53.391		BEST LAP TIME : 1:53.726				DIFFERENCE : 0.335						
LAP	SECTOR 1	SECTOR 2		SECTOR 3		SECTOR 4		LAP TIME	MPH	DIFF	TIME OF DAY	
1 -		114.3	32.412	91.9	22.341	100.9	31.336	108.7	2:01.183	79.97	7.457	14:15:25.584
2 -	28.811	113.9	32.409	90.8	22.700	100.1	31.619	107.2	1:55.539	83.87	1.813	14:17:21.123
3 -	28.938	112.7	32.195	91.9	22.363	101.2	31.391	108.0	1:54.887	84.35	1.161	14:19:16.010
4 -	28.487	112.7	32.648	91.6	22.509	100.1	31.600	107.5	1:55.244	84.09	1.518	14:21:11.254
5 -	28.534	113.1	32.121	91.6	22.620	102.1	31.275	107.8	1:54.550	84.60	0.824	14:23:05.804
6 -	28.649	113.7	31.868	91.3	22.237	102.2	31.132	108.5	1:53.886 (3)	85.09	0.160	14:24:59.690
7 -	28.613	113.5	31.856	90.8	22.193	102.4	31.125	108.0	1:53.787 (2)	85.17	0.061	14:26:53.477
8 -	28.244	113.7	32.382	89.5	22.282	101.6	31.518	107.5	1:54.426	84.69	0.700	14:28:47.903
9 -	28.375	113.9	31.954	91.0	22.166	101.5	31.231	107.7	1:53.726 (1)	85.21		14:30:41.629

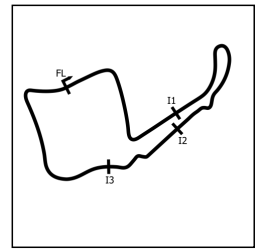
P15 65		Lilly RHODES				Honda - Wilson Racing						
IDEAL LAP TIME : 1:53.264		BEST LAP TIME : 1:53.544				DIFFERENCE : 0.280						
LAP	SECTOR 1	SECTOR 2		SECTOR 3		SECTOR 4		LAP TIME	MPH	DIFF	TIME OF DAY	
1 -		110.0	33.489	88.1	23.647	97.1	32.500	105.5	2:13.591	72.54	20.047	14:15:37.992
2 -	29.182	110.7	32.410	90.0	22.790	99.1	32.401	105.6	1:56.783	82.98	3.239	14:17:34.775
3 -	28.839	109.8	32.230	90.9	22.542	99.7	31.871	106.1	1:55.482	83.92	1.938	14:19:30.257
4 -	28.428	111.4	32.088	91.0	22.500	100.0	31.530	106.1	1:54.546	84.60	1.002	14:21:24.803
5 -	28.177	112.7	31.763	91.1	22.198	100.4	31.406	106.5	1:53.544 (1)	85.35		14:23:18.347
6 -	28.089	112.7	31.765	90.8	22.561	99.1	31.484	106.6	1:53.899	85.08	0.355	14:25:12.246
7 -	28.172	112.5	31.655	90.1	22.552	100.3	31.487	107.0	1:53.866 (3)	85.11	0.322	14:27:06.112
8 -	28.139	112.7	32.128	91.1	22.617	99.4	31.562	105.5	1:54.446	84.68	0.902	14:29:00.558
9 -	28.426	112.5	31.668	90.6	22.182	100.3	31.338	105.8	1:53.614 (2)	85.30	0.070	14:30:54.172

P16 58		Max RHODES				Honda - Wilson Racing						
IDEAL LAP TIME : 1:54.964		BEST LAP TIME : 1:55.188				DIFFERENCE : 0.224						
LAP	SECTOR 1	SECTOR 2		SECTOR 3		SECTOR 4		LAP TIME	MPH	DIFF	TIME OF DAY	
1 -		112.4	33.185	89.9	22.672	99.2	31.755	105.6	2:02.982	78.80	7.794	14:15:27.383
2 -	28.850	111.1	32.631	89.1	22.752	98.5	32.017	105.6	1:56.250	83.36	1.062	14:17:23.633
3 -	28.807	109.8	32.588	89.2	22.428	100.1	31.839	105.5	1:55.662 (2)	83.78	0.474	14:19:19.295
4 -	28.703	108.9	32.844	89.5	22.499	99.2	31.750	104.3	1:55.796 (3)	83.69	0.608	14:21:15.091
5 -	28.916	110.0	32.856	89.2	22.869	98.5	32.066	101.8	1:56.707	83.03	1.519	14:23:11.798
6 -	28.959	109.8	32.714	89.0	22.653	97.8	31.975	105.5	1:56.301	83.32	1.113	14:25:08.099
7 -	28.994	108.9	32.753	88.8	22.449	98.5	32.126	105.0	1:56.322	83.31	1.134	14:27:04.421
8 -	29.014	110.3	32.812	88.5	22.998	99.1	31.956	105.3	1:56.780	82.98	1.592	14:29:01.201
9 -	28.570	110.9	32.450	88.7	22.194	99.8	31.974	105.1	1:55.188 (1)	84.13		14:30:56.389

2026 ZYN British Superbike Championship - Round 1

R&G Moto4 British Cup

RACE 1 - SECTOR ANALYSIS



SECTOR 1 = FL to I1, SECTOR 2 = I1 to I2, SECTOR 3 = I2 to I3, SECTOR 4 = I3 to FL, DIFF = Difference To Personal Best Lap, P = Crossed Finish Line in Pit Lane, D = Time Disallowed

P17 7		Luke FITCHETT				Honda - Kovara Projects / RS Racing						
IDEAL LAP TIME : 1:46.651		BEST LAP TIME : 1:46.952				DIFFERENCE : 0.301						
LAP	SECTOR 1	SECTOR 2		SECTOR 3		SECTOR 4		LAP TIME	MPH	DIFF	TIME OF DAY	
1 -	116.1	30.161	93.7	21.111	103.8	30.070	107.8	1:52.992	85.76	6.040	14:15:17.393	
2 -	26.802	115.9	29.656	93.9	21.622	102.4	29.601	109.8	1:47.681	90.00	0.729	14:17:05.074
3 -	26.861	114.5	29.687	93.4	21.222	102.7	29.903	110.3	1:47.673	90.00	0.721	14:18:52.747
4 -	26.691	116.7	29.784	93.7	20.973	103.8	29.504	109.6	1:46.952 (1)	90.61		14:20:39.699
5 -	26.800	115.9	29.823	94.1	20.908	103.5	30.222	105.3	1:47.753	89.93	0.801	14:22:27.452
6 -	26.746	115.9	29.548	93.8	21.030	104.2	29.641	109.6	1:46.965 (2)	90.60	0.013	14:24:14.417
7 -	26.715	116.5	29.739	93.9	21.001	104.6	29.573	109.6	1:47.028 (3)	90.54	0.076	14:26:01.445
8 -	26.921	115.5	29.752	91.8	21.192	102.2	29.617	107.7	1:47.482	90.16	0.530	14:27:48.927
9 -	27.030	113.1	29.941	92.5	21.074	102.2	29.542	107.8	1:47.587	90.07	0.635	14:29:36.514
10 -	26.813	114.3	29.694	92.6	20.941	101.9	30.008	107.3	1:47.456	90.18	0.504	14:31:23.970

P18 27		Hudson COOPER				Honda - Rides R Us / NW Racing						
IDEAL LAP TIME : 1:46.615		BEST LAP TIME : 1:46.937				DIFFERENCE : 0.322						
LAP	SECTOR 1	SECTOR 2		SECTOR 3		SECTOR 4		LAP TIME	MPH	DIFF	TIME OF DAY	
1 -	117.3	30.292	94.1	21.202	104.2	29.658	111.4	1:53.171	85.63	6.234	14:15:17.572	
2 -	26.812	115.9	30.328	91.8	21.291	104.5	29.530	111.8	1:47.961	89.76	1.024	14:17:05.533
3 -	26.587	115.9	30.100	92.8	21.076	103.7	29.569	111.2	1:47.332	90.29	0.395	14:18:52.865
4 -	26.756	117.7	29.805	94.2	21.015	103.7	29.498	110.1	1:47.074 (2)	90.51	0.137	14:20:39.939
5 -	26.548	117.1	29.652	94.1	20.917	103.7	29.820	111.2	1:46.937 (1)	90.62		14:22:26.876
6 -	26.781	115.9	29.930	93.7	20.992	105.1	29.653	109.4	1:47.356	90.27	0.419	14:24:14.232
7 -	26.635	116.1	29.908	93.2	21.003	104.0	29.720	109.8	1:47.266	90.34	0.329	14:26:01.498
8 -	26.621	116.5	29.911	92.6	21.345	103.0	29.580	110.5	1:47.457	90.18	0.520	14:27:48.955
9 -	26.971	113.9	30.093	93.9	21.034	103.8	29.673	112.4	1:47.771	89.92	0.834	14:29:36.726
10 -	26.694	114.9	29.952	95.3	20.992	103.7	29.620	108.2	1:47.258 (3)	90.35	0.321	14:31:23.984

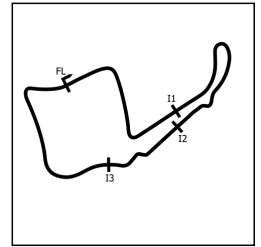
P19 11		Jensen BISHOP				Honda - Wilson Racing						
IDEAL LAP TIME : 1:48.201		BEST LAP TIME : 1:48.284				DIFFERENCE : 0.083						
LAP	SECTOR 1	SECTOR 2		SECTOR 3		SECTOR 4		LAP TIME	MPH	DIFF	TIME OF DAY	
1 -	116.3	30.662	92.5	21.521	103.0	30.289	108.7	1:55.035	84.24	6.751	14:15:19.436	
2 -	27.457	114.1	30.660	91.6	21.485	102.9	30.095	108.9	1:49.697	88.34	1.413	14:17:09.133
3 -	27.312	114.3	30.328	91.8	21.239	103.0	30.035	108.7	1:48.914 (3)	88.98	0.630	14:18:58.047
4 -	26.958	115.1	30.118	92.3	21.172	102.7	30.036	108.4	1:48.284 (1)	89.49		14:20:46.331
5 -	27.102	116.3	30.596	92.6	21.182	103.2	30.187	108.5	1:49.067	88.85	0.783	14:22:35.398
6 -	27.160	113.9	30.595	91.4	21.484	101.6	30.290	108.0	1:49.529	88.48	1.245	14:24:24.927
7 -	27.474	115.9	30.183	92.0	21.090	104.0	30.241	108.9	1:48.988	88.92	0.704	14:26:13.915
8 -	27.416	116.7	30.130	93.8	21.266	103.8	30.056	107.8	1:48.868 (2)	89.01	0.584	14:28:02.783
9 -	27.140	115.9	30.413	91.8	21.449	100.7	30.190	108.0	1:49.192	88.75	0.908	14:29:51.975
10 -	27.342	115.3										

P20 64		Clayton EDMUNDS				Honda - City Lifting / RS Racing						
IDEAL LAP TIME : 1:45.687		BEST LAP TIME : 1:45.920				DIFFERENCE : 0.233						
LAP	SECTOR 1	SECTOR 2		SECTOR 3		SECTOR 4		LAP TIME	MPH	DIFF	TIME OF DAY	
1 -	116.7	30.259	93.0	20.986	104.0	29.921	107.5	1:52.922	85.82	7.002	14:15:17.323	
2 -	26.737	113.9	29.626	92.8	21.193	103.0	29.398	109.1	1:46.954 (3)	90.61	1.034	14:17:04.277
3 -	26.511	116.5	29.908	93.7	21.385	102.1	29.902	109.2	1:47.706	89.97	1.786	14:18:51.983
4 -	26.515	114.3	29.600	92.6	20.960	102.7	29.539	108.5	1:46.614 D	90.90	0.694	14:20:38.597
5 -	26.414	115.3	29.573	92.6	20.908	102.9	29.460	109.2	1:46.355 D	91.12	0.435	14:22:24.952
6 -	26.344	116.7	29.376	92.9	20.869	103.2	29.331	110.7	1:45.920 (1)	91.49		14:24:10.872
7 -	26.317	117.9	29.440	94.2	20.910	104.0	29.434	109.6	1:46.101 (2)	91.34	0.181	14:25:56.973
8 -	26.259	117.5	29.344	94.1	20.959	104.3	29.215	109.1	1:45.777 D	91.62		14:27:42.750

2026 ZYN British Superbike Championship - Round 1

R&G Moto4 British Cup

RACE 1 - SECTOR ANALYSIS



SECTOR 1 = FL to I1, SECTOR 2 = I1 to I2 SECTOR 3 = I2 to I3, SECTOR 4 = I3 to FL, DIFF = Difference To Personal Best Lap, P = Crossed Finish Line in Pit Lane, D = Time Disallowed

P21 90		Aeziah DIVINE				Honda - Fibre Tec Honda By MLav Racing							
IDEAL LAP TIME : 1:48.022		BEST LAP TIME : 1:48.336				DIFFERENCE : 0.314							
LAP	SECTOR 1	SECTOR 2		SECTOR 3		SECTOR 4		LAP TIME	MPH	DIFF	TIME OF DAY		
1 -		115.3	31.252	91.8	21.816	101.0	30.373	107.5	1:56.787	82.98	8.451	14:15:21.188	
2 -	27.256	114.3	30.494	91.6	21.539	101.0	30.074	108.5	1:49.363	88.61	1.027	14:17:10.551	
3 -	27.165	113.9	30.350	92.4	21.320	101.8	29.909	108.9	1:48.744 (3)	89.12	0.408	14:18:59.295	
4 -	26.930	114.3	30.199	92.0	21.339	102.1	29.868	108.5	1:48.336 (1)	89.45		14:20:47.631	
5 -	26.737	115.1	30.509	92.3	21.435	102.2	29.844	108.5	1:48.525 (2)	89.30	0.189	14:22:36.156	
6 -	26.806	116.3	30.963	92.5	21.420	103.0	30.079	109.4	1:49.268	88.69	0.932	14:24:25.424	
7 -	27.302	115.7	30.539	92.5	21.242	102.7	29.858	109.4	1:48.941	88.95	0.605	14:26:14.365	
8 -	27.119	114.9	30.236	92.8	21.407	100.7		IN PIT	1:56.579	P	83.13	8.243	14:28:10.944

2026 ZYN British Superbike Championship - Round 1

R&G Moto4 British Cup

RACE 1 - BEST SECTORS

SECTOR 1				SECTOR 2		SECTOR 3		SECTOR 4		IDEAL / BEST COMPARISON					
POS	NO	TIME	NO	TIME	NO	TIME	NO	TIME	POS	NO	NAME	IDEAL	BEST	DIFF	
												PERFECT LAP	1:45.057		
1	37	26.085	24	29.110	37	20.750	24	29.112	1	37	HOLT	1:45.218	1:45.700	0.482	
2	63	26.108	37	29.180	16	20.779	63	29.162	2	24	FROST	1:45.335	1:45.569	0.234	
3	16	26.201	63	29.254	63	20.811	37	29.203	3	63	DUNABIE	1:45.335	1:45.574	0.239	
4	64	26.259	16	29.271	24	20.827	64	29.215	4	16	BURROWS	1:45.591	1:45.826	0.235	
5	24	26.286	64	29.344	88	20.830	16	29.340	5	64	EDMUNDS	1:45.687	1:45.920	0.233	
6	27	26.548	7	29.548	64	20.869	88	29.478	6	27	COOPER	1:46.615	1:46.937	0.322	
7	88	26.630	27	29.652	7	20.908	27	29.498	7	88	FOSTER	1:46.626	1:46.960	0.334	
8	7	26.691	88	29.688	27	20.917	7	29.504	8	7	FITCHETT	1:46.651	1:46.952	0.301	
9	78	26.698	31	29.960	11	21.090	15	29.783	9	15	DAY	1:47.864	1:48.555	0.691	
10	90	26.737	15	29.978	67	21.213	90	29.844	10	78	WILLIAMS	1:47.957	1:48.198	0.241	
11	15	26.858	67	30.047	31	21.241	78	29.845	11	90	DIVINE	1:48.022	1:48.336	0.314	
12	11	26.958	11	30.118	90	21.242	67	29.937	12	67	BOWES	1:48.167	1:48.339	0.172	
13	67	26.970	78	30.141	15	21.245	11	30.035	13	11	BISHOP	1:48.201	1:48.284	0.083	
14	31	27.055	90	30.199	19	21.270	31	30.110	14	31	McCARTNEY	1:48.366	1:48.698	0.332	
15	42	27.091	42	30.311	78	21.273	23	30.117	15	42	TREVORROW	1:48.947	1:49.245	0.298	
16	23	27.172	19	30.382	23	21.318	42	30.185	16	19	HUMPHRIES	1:49.287	1:49.746	0.459	
17	19	27.284	23	30.722	42	21.360	19	30.351	17	23	REMESAL-LOMAS	1:49.329	1:49.765	0.436	
18	34	27.941	65	31.655	34	22.036	12	31.125	18	34	CUNNINGHAM	1:52.977	1:53.286	0.309	
19	65	28.089	34	31.832	12	22.166	34	31.168	19	65	RHODES	1:53.264	1:53.544	0.280	
20	12	28.244	12	31.856	65	22.182	65	31.338	20	12	HOOPER	1:53.391	1:53.726	0.335	
21	58	28.570	58	32.450	58	22.194	58	31.750	21	58	RHODES	1:54.964	1:55.188	0.224	

2026 ZYN British Superbike Championship - Round 1

R&G Moto4 British Cup

RACE 1 - BEST SPEEDS

POS	INTERMEDIATE 1			INTERMEDIATE 2			INTERMEDIATE 3			FINISH LINE		
	NO	NAME	MPH	NO	NAME	MPH	NO	NAME	MPH	NO	NAME	MPH
1	24	FROST	118.5	24	FROST	95.4	63	DUNABIE	106.5	24	FROST	112.9
2	88	FOSTER	118.1	27	COOPER	95.3	24	FROST	106.1	63	DUNABIE	112.5
3	15	DAY	118.1	63	DUNABIE	94.6	37	HOLT	106.0	27	COOPER	112.4
4	63	DUNABIE	117.9	37	HOLT	94.6	15	DAY	106.0	37	HOLT	112.2
5	37	HOLT	117.9	15	DAY	94.6	88	FOSTER	105.6	15	DAY	111.8
6	64	EDMUNDS	117.9	88	FOSTER	94.2	27	COOPER	105.1	88	FOSTER	111.1
7	27	COOPER	117.7	19	HUMPHRIES	94.2	7	FITCHETT	104.6	23	REMESAL-LOMAS	111.1
8	16	BURROWS	117.1	64	EDMUNDS	94.2	64	EDMUNDS	104.3	19	HUMPHRIES	110.9
9	23	REMESAL-LOMAS	116.9	7	FITCHETT	94.1	11	BISHOP	104.0	64	EDMUNDS	110.7
10	7	FITCHETT	116.7	11	BISHOP	93.8	16	BURROWS	103.8	7	FITCHETT	110.3
11	11	BISHOP	116.7	16	BURROWS	93.3	23	REMESAL-LOMAS	103.7	78	WILLIAMS	109.8
12	42	TREVORROW	116.5	78	WILLIAMS	93.2	78	WILLIAMS	103.2	16	BURROWS	109.6
13	78	WILLIAMS	116.3	42	TREVORROW	93.0	19	HUMPHRIES	103.0	42	TREVORROW	109.4
14	19	HUMPHRIES	116.3	23	REMESAL-LOMAS	93.0	90	DIVINE	103.0	90	DIVINE	109.4
15	90	DIVINE	116.3	90	DIVINE	92.8	42	TREVORROW	102.7	11	BISHOP	108.9
16	67	BOWES	116.1	12	HOOPER	91.9	12	HOOPER	102.4	12	HOOPER	108.7
17	12	HOOPER	114.3	67	BOWES	91.8	67	BOWES	102.2	67	BOWES	107.5
18	31	McCARTNEY	112.7	34	CUNNINGHAM	91.8	34	CUNNINGHAM	100.4	65	RHODES	107.0
19	34	CUNNINGHAM	112.7	31	McCARTNEY	91.5	65	RHODES	100.4	34	CUNNINGHAM	106.5
20	65	RHODES	112.7	65	RHODES	91.1	58	RHODES	100.1	31	McCARTNEY	106.3
21	58	RHODES	112.4	58	RHODES	89.9	31	McCARTNEY	100.0	58	RHODES	105.6

2026 ZYN British Superbike Championship - Round 1

R&G Moto4 British Cup

RACE 1 - TOP SPEEDS @ INTERMEDIATE 1

POS	NO	NAME	VEHICLE	TOP 5 SPEEDS (MPH)					AVG	BEST
1	24	FROST	Honda	118.5	118.1	118.1	117.1	117.1	117.8	118.5
2	88	FOSTER	Honda	118.1	117.3	116.9	116.1	116.1	116.9	118.1
3	15	DAY	Honda	118.1	117.9	117.7	117.7	117.5	117.8	118.1
4	63	DUNABIE	Honda	117.9	117.5	116.9	116.9	116.7	117.2	117.9
5	64	EDMUNDS	Honda	117.9	117.5	116.7	116.7	116.5	117.0	117.9
6	37	HOLT	Honda	117.9	117.5	117.3	116.9	116.9	117.3	117.9
7	27	COOPER	Honda	117.7	117.3	117.1	116.5	116.1	116.9	117.7
8	16	BURROWS	Honda	117.1	116.7	116.1	115.9	115.5	116.2	117.1
9	23	REMESAL-LOMAS	Honda	116.9	116.7	116.5	116.5	116.3	116.5	116.9
10	7	FITCHETT	Honda	116.7	116.5	116.1	115.9	115.9	116.2	116.7
11	11	BISHOP	Honda	116.7	116.3	116.3	115.9	115.9	116.2	116.7
12	42	TREVORROW	Honda	116.5	116.5	116.1	115.7	115.7	116.1	116.5
13	78	WILLIAMS	Honda	116.3	116.1	115.5	115.3	115.3	115.7	116.3
14	90	DIVINE	Honda	116.3	115.7	115.3	115.1	114.9	115.4	116.3
15	19	HUMPHRIES	Honda	116.3	116.1	115.3	115.3	115.3	115.6	116.3
16	67	BOWES	Honda	116.1	113.9	113.7	113.7	113.7	114.2	116.1
17	12	HOOPER	Honda	114.3	113.9	113.9	113.7	113.7	113.9	114.3
18	34	CUNNINGHAM	Honda	112.7	112.4	110.9	110.9	110.7	111.5	112.7
19	65	RHODES	Honda	112.7	112.7	112.7	112.5	112.5	112.7	112.7
20	31	McCARTNEY	Honda	112.7	112.4	112.2	112.0	112.0	112.2	112.7
21	58	RHODES	Honda	112.4	111.1	110.9	110.3	110.0	110.9	112.4

2026 ZYN British Superbike Championship - Round 1

R&G Moto4 British Cup

RACE 1 - FASTEST LAP CLASSIFICATION

POS	RACE POS	NO	NAME	NAT	ENTRY	BEST	ON
1	3	24	Ryan FROST	GBR	Honda - Fibre Tec Honda By MLav Racing	1:45.569	8
2	2	63	Jack DUNABIE	GBR	Honda - Kovara Projects / RS Racing	1:45.574	10
3	4	37	Marco HOLT	GBR	Honda - City Lifting / RS Racing	1:45.700	10
4	1	16	Jack BURROWS	GBR	Honda - Burrows Engineering / RK Racing	1:45.826	7
5	20	64	Clayton EDMUNDS	GBR	Honda - City Lifting / RS Racing	1:45.920	6
6	18	27	Hudson COOPER	GBR	Honda - Rides R Us / NW Racing	1:46.937	5
7	17	7	Luke FITCHETT	GBR	Honda - Kovara Projects / RS Racing	1:46.952	4
8	5	88	Mason FOSTER	GBR	Honda - Mortimer Racing	1:46.960	4
9	7	78	Joshua WILLIAMS	GBR	Honda - Dunsley Heat Racing	1:48.198	4
10	19	11	Jensen BISHOP	GBR	Honda - Wilson Racing	1:48.284	4
11	21	90	Aeziah DIVINE	BMU	Honda - Fibre Tec Honda By MLav Racing	1:48.336	4
12	8	67	George BOWES	GBR	Honda - A Edwards Racing	1:48.339	9
13	6	15	Harrison DAY	GBR	Honda - LRA Moto supported by HV Solutions	1:48.555	4
14	9	31	Henry McCARTNEY	GBR	Honda - Stanford Racing	1:48.698	4
15	10	42	Thorley TREVORROW	GBR	Honda - Fibre Tec Honda By MLav Racing	1:49.245	6
16	12	19	Tyler HUMPHRIES	GBR	Honda - Fibre Tec Honda By MLav Racing	1:49.746	6
17	11	23	Alex REMESAL-LOMAS	ESP	Honda - Fibre Tec Honda By MLav Racing	1:49.765	6
18	13	34	Charlie CUNNINGHAM	GBR	Honda - Mortimer Racing	1:53.286	7
19	15	65	Lilly RHODES	GBR	Honda - Wilson Racing	1:53.544	5
20	14	12	Archie HOOPER	GBR	Honda - AH Racing	1:53.726	9
21	16	58	Max RHODES	GBR	Honda - Wilson Racing	1:55.188	9

2026 ZYN British Superbike Championship - Round 1

R&G Moto4 British Cup

RACE 1 - STATISTICS

Competitors Started	21
Planned Start	2026-05-03 @ 14:05:00.000
Actual Start	2026-05-03 @ 14:13:24.400
Finish Time	2026-05-03 @ 14:30:39.661
Track Length	2.6920mi.
Total Laps	201
Total Distance Covered	541.0977mi.

Session Fastest Lap History

NO	NAME	LAP TIME	TIME OF DAY	LAP	VEHICLE
63	Jack DUNABIE	1:47.205	14:17:03.798	2	Honda
64	Clayton EDMUNDS	1:46.954	14:17:04.277	2	Honda
16	Jack BURROWS	1:46.948	14:18:51.033	3	Honda
63	Jack DUNABIE	1:46.589	14:20:37.369	4	Honda
16	Jack BURROWS	1:46.503	14:20:37.536	4	Honda
24	Ryan FROST	1:45.945	14:20:37.673	4	Honda
64	Clayton EDMUNDS	1:45.920	14:24:10.872	6	Honda
16	Jack BURROWS	1:45.826	14:25:56.289	7	Honda
37	Marco HOLT	1:45.784	14:25:57.024	7	Honda
24	Ryan FROST	1:45.569	14:27:42.357	8	Honda

Session Leader History

NO	NAME	FROM LAP	LAPS LED	DISTANCE	VEHICLE
16	Jack BURROWS	1	1	2.69 miles	Honda
63	Jack DUNABIE	2	3	8.07 miles	Honda
16	Jack BURROWS	5	4	10.76 miles	Honda
24	Ryan FROST	9	1	2.69 miles	Honda
16	Jack BURROWS	10	1	2.69 miles	Honda

Flag History

TYPE	TIME OF DAY
GREEN	14:13:24.400
FINISH	14:30:39.661

Flag Statistics

TYPE	COUNT	TOTAL LAPS	TOTAL TIME
Green	1	10	20:39.063
Red	0	0	0.000
Safety Car	0	0	0.000
FCY	0	0	0.000

2026 ZYN British Superbike Championship - Round 1

R&G Moto4 British Cup

RACE 1 - SESSION NOTES

TIME	MESSAGE
14:03:08	PITLANE OPEN
14:08:01	PITLANE CLOSED
14:08:13	3 MINUTES TO WARM UP LAP
14:10:00	1 MINUTE TO WARM UP LAP
14:10:30	30 SECONDS TO WARM UP LAP
14:10:46	GREEN FLAG - WARM UP LAP
14:12:52	RACE START
14:14:08	NO JUMP STARTS
14:27:11	BLACK/WHITE FLAG NO. 64 TRACK LIMITS
14:27:50	TWO THIRDS DISTANCE COMPLETED
14:28:19	NO.64 FALLER AT T1 OLD HALL - RIDER OK
14:28:33	NO.90 ENTERED PITS
14:31:00	NO.11 FALLER AT T7/8/9 BRITTENS - RIDER OK
14:32:34	RED FLAG
14:33:44	NO.7 & 27 FALLER AT T7/8/9 BRITTENS - RIDER BEING ASSESSED

2026 ZYN British Superbike Championship - Round 1

R&G Moto4 British Cup

RACE 1 - WEATHER CONDITIONS

