

2026 ZYN British Superbike Championship - Round 1

R&G Moto4 British Cup

RACE 2 - CLASSIFICATION

Race Distance: 12 Laps / 32.30 miles



POS	NO	NAME	NAT	ENTRY	LAPS	TIME	GAP	DIFF	MPH	BEST	ON	GRD	↑↓
1	24	Ryan FROST	GBR	Honda - Fibre Tec Honda By MLav Racing	12	21:22.951			90.64	1:45.927	12	1	0
2	16	Jack BURROWS	GBR	Honda - Burrows Engineering / RK Racing	12	21:23.210	0.259	0.259	90.62	1:46.094	9	4	2
3	37	Marco HOLT	GBR	Honda - City Lifting / RS Racing	12	21:23.274	0.323	0.064	90.62	1:45.862	12	3	0
4	63	Jack DUNABIE	GBR	Honda - Kovara Projects / RS Racing	12	21:23.315	0.364	0.041	90.62	1:45.593	9	2	-2
5	88	Mason FOSTER	GBR	Honda - Mortimer Racing	12	21:26.006	3.055	2.691	90.43	1:46.243	6	7	2
6	7	Luke FITCHETT	GBR	Honda - Kovara Projects / RS Racing	12	21:26.027	3.076	0.021	90.43	1:46.373	9	6	0
7	78	Joshua WILLIAMS	GBR	Honda - Dunsley Heat Racing	12	21:44.745	21.794	18.718	89.13	1:47.782	10	8	1
8	31	Henry McCARTNEY	GBR	Honda - Stanford Racing	12	21:44.888	21.937	0.143	89.12	1:47.539	2	13	5
9	15	Harrison DAY	GBR	Honda - LRA Moto supported by HV Solutions	12	21:44.908	21.957	0.020	89.12	1:47.465	8	12	3
10	90	Aeziah DIVINE	BMU	Honda - Fibre Tec Honda By MLav Racing	12	21:54.722	31.771	9.814	88.45	1:48.661	12	10	0
11	42	Thorley TREVORROW	GBR	Honda - Fibre Tec Honda By MLav Racing	12	21:55.078	32.127	0.356	88.43	1:48.454	5	14	3
12	19	Tyler HUMPHRIES	GBR	Honda - Fibre Tec Honda By MLav Racing	12	21:55.084	32.133	0.006	88.43	1:48.411	3	15	3
13	67	George BOWES	GBR	Honda - A Edwards Racing	12	21:55.257	32.306	0.173	88.42	1:48.636	6	11	-2
14	23	Alex REMESAL-LOMAS	ESP	Honda - Fibre Tec Honda By MLav Racing	12	22:19.997	57.046	24.740	86.78	1:49.577	9	16	2
15	34	Charlie CUNNINGHAM	GBR	Honda - Mortimer Racing	12	22:44.792	1:21.841	24.795	85.21	1:52.320	2	17	2
16	65	Lilly RHODES	GBR	Honda - Wilson Racing	12	23:09.503	1:46.552	24.711	83.69	1:54.650	12	18	2
17	58	Max RHODES	GBR	Honda - Wilson Racing	12	23:09.985	1:47.034	0.482	83.66	1:54.742	5	20	3

NOT CLASSIFIED

DNF	64	Clayton EDMUNDS	GBR	Honda - City Lifting / RS Racing	10	17:51.514	2 Laps	2 Laps	90.44	1:45.930	9	5	
DNF	11	Jensen BISHOP	GBR	Honda - Wilson Racing	4	7:18.477	8 Laps	6 Laps	88.40	1:48.097	2	9	
DNF	12	Archie HOOPER	GBR	Honda - AH Racing	0							19	

FASTEST LAP

63	Jack DUNABIE	GBR	Honda - Kovara Projects / RS Racing	9	1:45.593			91.77 mph		147.70 kph			
----	--------------	-----	-------------------------------------	---	----------	--	--	-----------	--	------------	--	--	--

Weather / Track : Cloudy / Dry

These results are provisional until the conclusion of any judicial and technical matters.

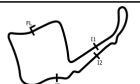
Date: 03/05/2026 Start: 16:56 Finish: 17:17
Oulton Park International: 2.6920 miles

Race Director: Stuart Higgs

Timekeeper: Richard Evans

S. Higgs

R. EVANS



Digitally Approved at 17:24 Sunday, 03 May 2026

Digitally Approved at 17:23 Sunday, 03 May 2026

Results can be found at www.tsl-timing.com

Printed - 17:19 Sunday, 03 May 2026



2026 ZYN British Superbike Championship - Round 1

R&G Moto4 British Cup

RACE 2 - LAP CHART

LAP 1 @ 16:58:11.235			58	28.175	1:55.249	58	53.882	1:55.631	LAP 10 @ 17:14:10.176			
NO	BEHIND	LAP TIME	LAP 4 @ 17:03:31.281			LAP 7 @ 17:08:51.363			NO	BEHIND	LAP TIME	
63		1:51.720	NO	BEHIND	LAP TIME	NO	BEHIND	LAP TIME	24		1:46.178	
16	0.175	1:51.895	24		1:46.066	16		1:46.404	16	0.133	1:46.350	
24	0.225	1:51.945	16	0.175	1:46.409	63	0.039	1:46.673	37	0.452	1:46.406	
37	0.293	1:52.013	63	0.268	1:46.276	24	0.131	1:46.787	63	0.622	1:45.647	
64	0.450	1:52.170	37	0.423	1:46.612	64	0.287	1:46.590	64	0.853	1:46.961	
7	0.619	1:52.339	64	1.010	1:46.789	37	0.429	1:46.626	7	1.233	1:46.609	
88	1.117	1:52.837	7	1.139	1:46.770	7	0.640	1:46.646	88	1.463	1:46.346	
15	1.755	1:53.475	88	1.711	1:46.540	88	0.956	1:46.744	15	16.461	1:48.662	
11	2.001	1:53.721	31	6.705	1:48.566	31	10.737	1:47.894	31	16.505	1:48.771	
31	2.811	1:54.531	11	6.711	1:48.515	15	11.072	1:48.072	78	16.638	1:47.782	
78	2.824	1:54.544	15	7.078	1:48.345	78	11.564	1:48.076	42	26.064	1:49.158	
90	3.609	1:55.329	78	7.265	1:48.432	19	17.365	1:49.072	90	26.159	1:49.563	
67	3.685	1:55.405	90	10.323	1:48.694	90	17.510	1:49.376	19	26.269	1:49.687	
42	4.119	1:55.839	42	11.097	1:49.326	42	17.598	1:49.119	67	26.473	1:49.434	
19	5.068	1:56.788	19	11.202	1:49.039	67	17.792	1:49.184	23	38.624	1:50.409	
34	6.547	1:58.267	67	11.229	1:49.273	23	27.256	1:49.958	34	1:06.498	1:53.943	
23	6.657	1:58.377	23	17.332	1:49.742	34	43.428	1:53.330	65	1:29.214	1:55.283	
65	9.651	2:01.371	34	23.881	1:52.445	65	1:02.234	1:55.133	58	1:29.356	1:55.230	
58	10.664	2:02.384	65	35.186	1:55.942	58	1:02.495	1:55.269				
			58	36.935	1:54.994				LAP 11 @ 17:15:56.521			
LAP 2 @ 16:59:58.492			LAP 5 @ 17:05:18.143			LAP 8 @ 17:10:37.865			NO BEHIND LAP TIME			
NO	BEHIND	LAP TIME	NO	BEHIND	LAP TIME	NO	BEHIND	LAP TIME	16		1:46.212	
63		1:47.257	24		1:46.862	16		1:46.502	24	0.018	1:46.363	
16	0.003	1:47.085	16	0.208	1:46.895	24	0.091	1:46.462	63	0.299	1:46.022	
37	0.055	1:47.019	63	0.312	1:46.906	64	0.273	1:46.488	37	0.406	1:46.299	
24	0.125	1:47.157	64	0.435	1:46.287	37	0.459	1:46.532	7	2.222	1:47.334	
64	0.291	1:47.098	37	0.595	1:47.034	7	0.562	1:46.424	88	2.222	1:47.104	
7	0.473	1:47.111	7	0.678	1:46.401	88	0.880	1:46.426	15	19.037	1:48.921	
88	1.085	1:47.225	88	1.189	1:46.340	63	1.693	1:48.156 D	31	19.164	1:49.004	
11	2.841	1:48.097	31	7.913	1:48.070	31	12.004	1:47.769	78	19.335	1:49.042	
15	2.945	1:48.447	15	8.548	1:48.332	15	12.035	1:47.465	90	29.055	1:49.241	
31	3.093	1:47.539	78	8.716	1:48.313	78	13.260	1:48.198	42	29.353	1:49.634	
78	3.600	1:48.033	90	12.370	1:48.909	19	19.832	1:48.969	19	29.366	1:49.442	
90	5.109	1:48.757	42	12.689	1:48.454	90	19.946	1:48.938	67	29.537	1:49.409	
67	5.320	1:48.892	19	12.922	1:48.582	42	20.060	1:48.964	23	42.991	1:50.712	
42	5.612	1:48.750	67	13.192	1:48.825	67	20.222	1:48.932	34	1:14.229	1:54.076	
19	6.541	1:48.730	23	20.566	1:50.096	23	30.949	1:50.195	65	1:37.847	1:54.978	
23	10.021	1:50.621	34	30.105	1:53.086	34	50.604	1:53.678	58	1:38.031	1:55.020	
34	11.610	1:52.320	65	44.515	1:56.191	65	1:10.719	1:54.987				
65	17.176	1:54.782	58	44.815	1:54.742	58	1:11.097	1:55.104	LAP 12 @ 17:17:42.466			
58	19.481	1:56.074							NO BEHIND LAP TIME			
LAP 3 @ 17:01:45.047			LAP 6 @ 17:07:04.707			LAP 9 @ 17:12:23.959			24			1:45.927
NO	BEHIND	LAP TIME	NO	BEHIND	LAP TIME	NO	BEHIND	LAP TIME	16	0.259	1:46.204	
16		1:46.552	24		1:46.564	16		1:46.094	37	0.323	1:45.862	
37	0.045	1:46.545	63	0.022	1:46.274	24	0.039	1:46.042	63	0.364	1:46.010	
24	0.168	1:46.598	16	0.252	1:46.608	64	0.109	1:45.930	88	3.055	1:46.778	
63	0.226	1:46.781	64	0.353	1:46.482	37	0.263	1:45.898	7	3.076	1:46.799	
64	0.455	1:46.719	37	0.459	1:46.428	7	0.841	1:46.373	78	21.794	1:48.404	
7	0.603	1:46.685	7	0.650	1:46.536	63	1.192	1:45.593	31	21.937	1:48.718	
88	1.405	1:46.875	88	0.868	1:46.243	88	1.334	1:46.548	15	21.957	1:48.865	
31	4.373	1:47.835	31	9.499	1:48.150	31	13.951	1:48.041	90	31.771	1:48.661	
11	4.430	1:48.144	15	9.656	1:47.672	15	14.016	1:48.075	42	32.127	1:48.719	
15	4.967	1:48.577	78	10.144	1:47.992	78	15.073	1:47.907	19	32.133	1:48.712	
78	5.067	1:48.022	90	14.790	1:48.984	19	22.799	1:49.061	67	32.306	1:48.714	
90	7.863	1:49.309	19	14.949	1:48.591	90	22.813	1:48.961	23	57.046	2:00.000	
42	8.005	1:48.948	42	15.135	1:49.010	42	23.123	1:49.157	34	1:21.841	1:53.557	
67	8.190	1:49.425	67	15.264	1:48.636	67	23.256	1:49.128	65	1:46.552	1:54.650	
19	8.397	1:48.411	23	23.954	1:49.952	23	34.432	1:49.577	58	1:47.034	1:54.948	
23	13.824	1:50.358	34	36.754	1:53.213	34	58.772	1:54.262				
34	17.670	1:52.615	65	53.757	1:55.806	65	1:20.148	1:55.523				
65	25.478	1:54.857				58	1:20.343	1:55.340				

Weather / Track : Cloudy / Dry

Oulton Park International: 2.6920 miles
Date: 03/05/2026 Start: 16:56 Finish: 17:17

Results can be found at www.tsl-timing.com

Printed - 17:21 Sunday, 03 May 2026

2026 ZYN British Superbike Championship - Round 1

R&G Moto4 British Cup

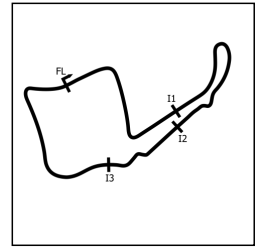
RACE 2 - POSITION CHART

No	Name	Lap												
		Pos	1	2	3	4	5	6	7	8	9	10	11	12
24	FROST	1	63	63	16	24	24	24	16	16	16	24	16	24
63	DUNABIE	2	16	16	37	16	16	63	63	24	24	16	24	16
37	HOLT	3	24	37	24	63	63	16	24	64	64	37	63	37
16	BURROWS	4	37	24	63	37	64	64	64	37	37	63	37	63
64	EDMUNDS	5	64	64	64	64	37	37	37	7	7	64	7	88
7	FITCHETT	6	7	7	7	7	7	7	7	88	63	7	88	7
88	FOSTER	7	88	88	88	88	88	88	88	63	88	88	15	78
78	WILLIAMS	8	15	11	31	31	31	31	31	31	31	15	31	31
11	BISHOP	9	11	15	11	11	15	15	15	15	15	31	78	15
90	DIVINE	10	31	31	15	15	78	78	78	78	78	78	90	90
67	BOWES	11	78	78	78	78	90	90	19	19	19	42	42	42
15	DAY	12	90	90	90	90	42	19	90	90	90	90	19	19
31	MCCARTNEY	13	67	67	42	42	19	42	42	42	42	19	67	67
42	TREVORROW	14	42	42	67	19	67	67	67	67	67	67	23	23
19	HUMPHRIES	15	19	19	19	67	23	23	23	23	23	23	34	34
23	REMESAL-LOMAS	16	34	23	23	23	34	34	34	34	34	34	65	65
34	CUNNINGHAM	17	23	34	34	34	65	65	65	65	65	65	58	58
65	RHODES	18	65	65	65	65	58	58	58	58	58	58		
12	HOOPER	19	58	58	58	58								
58	RHODES	20												

2026 ZYN British Superbike Championship - Round 1

R&G Moto4 British Cup

RACE 2 - SECTOR ANALYSIS



SECTOR 1 = FL to I1, SECTOR 2 = I1 to I2 SECTOR 3 = I2 to I3, SECTOR 4 = I3 to FL, DIFF = Difference To Personal Best Lap, P = Crossed Finish Line in Pit Lane, D = Time Disallowed

P1 24		Ryan FROST				Honda - Fibre Tec Honda By MLav Racing						
IDEAL LAP TIME : 1:45.584		BEST LAP TIME : 1:45.927				DIFFERENCE : 0.343						
LAP	SECTOR 1	SECTOR 2		SECTOR 3		SECTOR 4		LAP TIME	MPH	DIFF	TIME OF DAY	
1 -		115.5	29.869	93.3	20.985	104.5	29.946	110.9	1:51.945	86.57	6.018	16:58:11.460
2 -	26.684	117.1	29.475	92.9	21.150	106.1	29.848	111.8	1:47.157	90.44	1.230	16:59:58.617
3 -	26.800	116.5	29.702	95.0	20.773	106.1	29.323	111.6	1:46.598	90.91	0.671	17:01:45.215
4 -	26.550	115.7	29.224	95.0	20.800	103.0	29.492	109.1	1:46.066 (3)	91.37	0.139	17:03:31.281
5 -	26.626	112.9	29.666	94.7	20.935	102.7	29.635	108.7	1:46.862	90.68	0.935	17:05:18.143
6 -	26.416	114.5	29.553	93.7	21.093	104.3	29.502	109.2	1:46.564	90.94	0.637	17:07:04.707
7 -	26.776	116.3	29.690	93.7	20.934	106.0	29.387	110.5	1:46.787	90.75	0.860	17:08:51.494
8 -	26.578	117.1	29.632	94.7	20.740	104.5	29.512	110.9	1:46.462	91.03	0.535	17:10:37.956
9 -	26.379	117.3	29.319	94.7	20.720	103.5	29.624	110.0	1:46.042 (2)	91.39	0.115	17:12:23.998
10 -	26.637	114.1	29.363	93.0	20.860	103.0	29.318	109.2	1:46.178	91.27	0.251	17:14:10.176
11 -	26.462	113.3	29.471	93.8	21.060	105.1	29.370	110.3	1:46.363	91.11	0.436	17:15:56.539
12 -	26.462	116.9	29.276	95.0	20.663	104.0	29.526	109.8	1:45.927 (1)	91.49		17:17:42.466

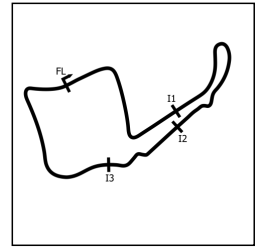
P2 16		Jack BURROWS				Honda - Burrows Engineering / RK Racing						
IDEAL LAP TIME : 1:45.615		BEST LAP TIME : 1:46.094				DIFFERENCE : 0.479						
LAP	SECTOR 1	SECTOR 2		SECTOR 3		SECTOR 4		LAP TIME	MPH	DIFF	TIME OF DAY	
1 -		116.9	29.735	92.6	21.029	103.2	29.632	109.6	1:51.895	86.61	5.801	16:58:11.410
2 -	26.428	113.7	29.726	91.4	21.043	102.2	29.888	107.3	1:47.085	90.50	0.991	16:59:58.495
3 -	26.483	114.1	29.565	92.4	20.957	102.2	29.547	108.4	1:46.552	90.95	0.458	17:01:45.047
4 -	26.339	114.3	29.542	92.5	20.943	104.5	29.585	109.6	1:46.409	91.07	0.315	17:03:31.456
5 -	26.445	113.9	29.555	92.4	21.060	101.6	29.835	109.2	1:46.895	90.66	0.801	17:05:18.351
6 -	26.189	114.3	29.531	92.0	20.969	102.1	29.919	108.5	1:46.608	90.90	0.514	17:07:04.959
7 -	26.483	116.7	29.514	91.4	20.891	101.9	29.516	108.0	1:46.404	91.08	0.310	17:08:51.363
8 -	26.579	117.1	29.648	93.2	20.783	102.2	29.492	108.5	1:46.502	90.99	0.408	17:10:37.865
9 -	26.338	114.7	29.405	91.5	20.984	104.0	29.367	108.0	1:46.094 (1)	91.34		17:12:23.959
10 -	26.666	113.9	29.596	92.8	20.820	104.0	29.268	109.2	1:46.350	91.12	0.256	17:14:10.309
11 -	26.313	114.7	29.464	92.0	20.939	102.2	29.496	108.5	1:46.212 (3)	91.24	0.118	17:15:56.521
12 -	26.338	114.7	29.375	92.9	20.825	104.2	29.666	108.4	1:46.204 (2)	91.25	0.110	17:17:42.725

P3 37		Marco HOLT				Honda - City Lifting / RS Racing						
IDEAL LAP TIME : 1:45.468		BEST LAP TIME : 1:45.862				DIFFERENCE : 0.394						
LAP	SECTOR 1	SECTOR 2		SECTOR 3		SECTOR 4		LAP TIME	MPH	DIFF	TIME OF DAY	
1 -		116.1	30.062	94.1	21.043	104.5	29.642	111.4	1:52.013	86.51	6.151	16:58:11.528
2 -	26.771	116.7	29.546	94.5	21.106	105.3	29.596	110.9	1:47.019	90.55	1.157	16:59:58.547
3 -	26.799	117.9	29.447	92.6	20.775	104.0	29.524	110.7	1:46.545	90.95	0.683	17:01:45.092
4 -	26.721	116.9	29.689	94.5	20.730	106.0	29.472	111.2	1:46.612	90.90	0.750	17:03:31.704
5 -	26.411	117.1	29.724	94.6	21.024	104.6	29.875	110.5	1:47.034	90.54	1.172	17:05:18.738
6 -	26.721	118.5	29.506	93.0	20.830	104.0	29.371	110.3	1:46.428	91.05	0.566	17:07:05.166
7 -	26.514	116.7	29.729	95.0	20.996	105.3	29.387	110.7	1:46.626	90.89	0.764	17:08:51.792
8 -	26.539	116.9	29.669	94.9	20.782	104.0	29.542	110.3	1:46.532	90.97	0.670	17:10:38.324
9 -	26.624	115.3	29.227	93.7	20.680	105.0	29.367	110.0	1:45.898 (2)	91.51	0.036	17:12:24.222
10 -	26.631	117.5	29.574	93.4	20.756	104.6	29.445	109.1	1:46.406	91.07	0.544	17:14:10.628
11 -	26.584	115.1	29.626	94.3	20.820	105.6	29.269	109.6	1:46.299 (3)	91.17	0.437	17:15:56.927
12 -	26.424	116.5	29.515	94.9	20.773	105.0	29.150	109.4	1:45.862 (1)	91.54		17:17:42.789

2026 ZYN British Superbike Championship - Round 1

R&G Moto4 British Cup

RACE 2 - SECTOR ANALYSIS



SECTOR 1 = FL to I1, SECTOR 2 = I1 to I2 SECTOR 3 = I2 to I3, SECTOR 4 = I3 to FL, DIFF = Difference To Personal Best Lap, P = Crossed Finish Line in Pit Lane, D = Time Disallowed

P4 63		Jack DUNABIE				Honda - Kovara Projects / RS Racing						
IDEAL LAP TIME : 1:45.382		BEST LAP TIME : 1:45.593				DIFFERENCE : 0.211						
LAP	SECTOR 1	SECTOR 2		SECTOR 3		SECTOR 4		LAP TIME	MPH	DIFF	TIME OF DAY	
1 -		114.7	29.833	93.3	21.030	103.4	29.790	109.1	1:51.720	86.74	6.127	16:58:11.235
2 -	26.758	116.9	29.740	95.3	20.954	105.8	29.805	106.5	1:47.257	90.35	1.664	16:59:58.492
3 -	26.766	116.9	29.700	95.0	20.855	105.5	29.460	112.0	1:46.781	90.75	1.188	17:01:45.273
4 -	26.596	119.1	29.447	94.3	20.817	105.5	29.416	112.2	1:46.276	91.18	0.683	17:03:31.549
5 -	26.496	116.1	29.719	94.5	20.980	104.6	29.711	112.0	1:46.906	90.65	1.313	17:05:18.455
6 -	26.376	117.5	29.522	93.8	20.964	106.0	29.412	110.9	1:46.274	91.19	0.681	17:07:04.729
7 -	26.664	115.5	29.707	93.9	20.904	105.0	29.398	110.1	1:46.673	90.85	1.080	17:08:51.402
8 -	26.467	115.5	29.491	93.4	22.922	103.8	29.276	110.9	1:48.156 D	89.60	2.563	17:10:39.558
9 -	26.221	117.1	29.278	93.8	20.716	106.6	29.378	110.0	1:45.593 (1)	91.77		17:12:25.151
10 -	26.247	116.9	29.457	92.9	20.776	104.5	29.167	111.4	1:45.647 (2)	91.73	0.054	17:14:10.798
11 -	26.417	116.3	29.537	94.2	20.802	105.1	29.266	110.0	1:46.022	91.40	0.429	17:15:56.820
12 -	26.513	115.5	29.456	94.6	20.734	105.0	29.307	110.5	1:46.010 (3)	91.41	0.417	17:17:42.830

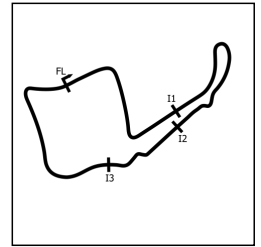
P5 88		Mason FOSTER				Honda - Mortimer Racing						
IDEAL LAP TIME : 1:46.005		BEST LAP TIME : 1:46.243				DIFFERENCE : 0.238						
LAP	SECTOR 1	SECTOR 2		SECTOR 3		SECTOR 4		LAP TIME	MPH	DIFF	TIME OF DAY	
1 -		117.1	30.372	93.3	21.190	103.4	29.627	109.8	1:52.837	85.88	6.594	16:58:12.352
2 -	26.731	114.9	29.822	93.2	20.965	103.7	29.707	109.6	1:47.225	90.38	0.982	16:59:59.577
3 -	26.600	115.7	29.804	92.9	20.915	103.5	29.556	109.6	1:46.875	90.67	0.632	17:01:46.452
4 -	26.605	114.9	29.560	93.2	20.857	103.7	29.518	109.4	1:46.540	90.96	0.297	17:03:32.992
5 -	26.456	115.9	29.542	92.9	20.907	103.0	29.435	109.6	1:46.340 (2)	91.13	0.097	17:05:19.332
6 -	26.413	116.9	29.667	93.8	20.791	104.2	29.372	110.5	1:46.243 (1)	91.21		17:07:05.575
7 -	26.351	119.6	29.963	94.2	20.939	104.8	29.491	109.8	1:46.744	90.79	0.501	17:08:52.319
8 -	26.511	115.1	29.652	93.9	20.854	104.5	29.409	110.0	1:46.426	91.06	0.183	17:10:38.745
9 -	26.424	117.5	29.679	92.4	20.810	104.5	29.635	109.1	1:46.548	90.95	0.305	17:12:25.293
10 -	26.300	118.1	29.719	94.1	20.892	105.0	29.435	110.5	1:46.346 (3)	91.12	0.103	17:14:11.639
11 -	26.328	117.7	29.809	92.6	21.140	102.9	29.827	107.5	1:47.104	90.48	0.861	17:15:58.743
12 -	26.821	113.5	29.555	93.8	20.812	104.2	29.590	107.3	1:46.778	90.76	0.535	17:17:45.521

P6 7		Luke FITCHETT				Honda - Kovara Projects / RS Racing						
IDEAL LAP TIME : 1:45.820		BEST LAP TIME : 1:46.373				DIFFERENCE : 0.553						
LAP	SECTOR 1	SECTOR 2		SECTOR 3		SECTOR 4		LAP TIME	MPH	DIFF	TIME OF DAY	
1 -		117.3	29.900	93.8	21.027	103.7	29.527	110.7	1:52.339	86.26	5.966	16:58:11.854
2 -	26.774	117.1	29.655	94.5	21.042	104.0	29.640	110.5	1:47.111	90.47	0.738	16:59:58.965
3 -	26.733	116.7	29.905	93.5	20.792	104.0	29.255	110.9	1:46.685	90.84	0.312	17:01:45.650
4 -	26.656	116.3	29.691	94.3	20.919	104.3	29.504	110.7	1:46.770	90.76	0.397	17:03:32.420
5 -	26.655	115.3	29.477	94.3	20.712	104.5	29.557	111.4	1:46.401 (2)	91.08	0.028	17:05:18.821
6 -	26.608	116.1	29.665	94.2	20.828	104.2	29.435	110.3	1:46.536	90.96	0.163	17:07:05.357
7 -	26.488	117.9	29.809	94.3	20.987	104.2	29.362	110.1	1:46.646	90.87	0.273	17:08:52.003
8 -	26.455	117.7	29.798	94.3	20.855	104.3	29.316	110.1	1:46.424 (3)	91.06	0.051	17:10:38.427
9 -	26.586	117.5	29.556	92.3	20.766	103.4	29.465	109.4	1:46.373 (1)	91.10		17:12:24.800
10 -	26.657	117.3	29.579	94.3	21.079	104.0	29.294	110.1	1:46.609	90.90	0.236	17:14:11.409
11 -	26.483	116.1	29.892	90.9	21.446	103.4	29.513	106.3	1:47.334	90.29	0.961	17:15:58.743
12 -	26.722	114.5	29.398	93.5	20.903	102.6	29.776	107.0	1:46.799	90.74	0.426	17:17:45.542

2026 ZYN British Superbike Championship - Round 1

R&G Moto4 British Cup

RACE 2 - SECTOR ANALYSIS



SECTOR 1 = FL to I1, SECTOR 2 = I1 to I2, SECTOR 3 = I2 to I3, SECTOR 4 = I3 to FL, DIFF = Difference To Personal Best Lap, P = Crossed Finish Line in Pit Lane, D = Time Disallowed

P7 78		Joshua WILLIAMS				Honda - Dunsley Heat Racing						
IDEAL LAP TIME : 1:47.347		BEST LAP TIME : 1:47.782				DIFFERENCE : 0.435						
LAP	SECTOR 1	SECTOR 2		SECTOR 3		SECTOR 4		LAP TIME	MPH	DIFF	TIME OF DAY	
1 -		116.7	30.617	91.9	21.427	102.1	30.044	108.2	1:54.544	84.60	6.762	16:58:14.059
2 -	26.972	114.3	29.816	92.8	21.346	102.2	29.899	108.5	1:48.033	89.70	0.251	17:00:02.092
3 -	26.580	116.7	30.420	92.8	21.178	103.5	29.844	107.3	1:48.022	89.71	0.240	17:01:50.114
4 -	26.871	115.3	30.444	93.0	21.114	102.6	30.003	108.2	1:48.432	89.37	0.650	17:03:38.546
5 -	27.055	116.5	30.089	93.2	21.255	103.0	29.914	108.2	1:48.313	89.47	0.531	17:05:26.859
6 -	26.879	115.3	29.887	93.0	21.236	101.5	29.990	108.2	1:47.992 (3)	89.74	0.210	17:07:14.851
7 -	26.833	115.3	29.987	91.4	21.214	102.2	30.042	108.2	1:48.076	89.67	0.294	17:09:02.927
8 -	26.665	115.7	30.248	92.5	21.145	102.1	30.140	107.7	1:48.198	89.57	0.416	17:10:51.125
9 -	26.910	114.3	29.903	92.3	21.137	101.3	29.957	107.3	1:47.907 (2)	89.81	0.125	17:12:39.032
10 -	26.802	114.7	29.947	92.1	21.107	102.1	29.926	108.5	1:47.782 (1)	89.91		17:14:26.814
11 -	27.164	115.1	30.370	92.6	21.315	96.9	30.193	107.0	1:49.042	88.87	1.260	17:16:15.856
12 -	26.972	112.5	30.194	91.8	21.362	101.8	29.876	107.3	1:48.404	89.39	0.622	17:18:04.260

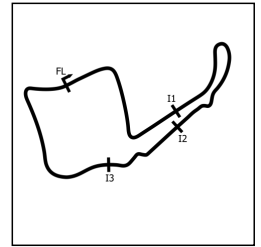
P8 31		Henry McCARTNEY				Honda - Stanford Racing						
IDEAL LAP TIME : 1:47.022		BEST LAP TIME : 1:47.539				DIFFERENCE : 0.517						
LAP	SECTOR 1	SECTOR 2		SECTOR 3		SECTOR 4		LAP TIME	MPH	DIFF	TIME OF DAY	
1 -		114.5	30.379	92.3	21.033	101.8	29.820	106.5	1:54.531	84.61	6.992	16:58:14.046
2 -	26.540	113.9	29.632	91.6	21.139	101.6	30.228	108.4	1:47.539 (1)	90.11		17:00:01.585
3 -	26.941	113.5	29.813	90.5	21.083	100.3	29.998	105.5	1:47.835 (3)	89.87	0.296	17:01:49.420
4 -	27.212	112.4	30.052	91.1	21.094	100.0	30.208	105.5	1:48.566	89.26	1.027	17:03:37.986
5 -	27.038	112.0	29.878	90.8	21.153	99.7	30.001	105.5	1:48.070	89.67	0.531	17:05:26.056
6 -	26.992	110.9	29.826	90.5	21.227	99.2	30.105	105.1	1:48.150	89.60	0.611	17:07:14.206
7 -	26.866	111.8	29.790	89.0	21.211	99.8	30.027	105.5	1:47.894	89.82	0.355	17:09:02.100
8 -	26.905	111.2	29.808	90.8	21.030	100.4	30.026	105.8	1:47.769 (2)	89.92	0.230	17:10:49.869
9 -	26.911	111.2	29.819	90.6	21.153	100.1	30.158	105.1	1:48.041	89.70	0.502	17:12:37.910
10 -	26.937	111.6	29.934	88.8	21.480	99.8	30.420	105.1	1:48.771	89.09	1.232	17:14:26.681
11 -	27.276	111.4	29.828	91.5	21.684	100.1	30.216	105.8	1:49.004	88.90	1.465	17:16:15.685
12 -	27.202	111.6	29.943	91.0	21.229	101.0	30.344	104.0	1:48.718	89.14	1.179	17:18:04.403

P9 15		Harrison DAY				Honda - LRA Moto supported by HV Solutions						
IDEAL LAP TIME : 1:47.338		BEST LAP TIME : 1:47.465				DIFFERENCE : 0.127						
LAP	SECTOR 1	SECTOR 2		SECTOR 3		SECTOR 4		LAP TIME	MPH	DIFF	TIME OF DAY	
1 -		118.1	30.129	94.2	21.286	104.6	29.709	110.3	1:53.475	85.40	6.010	16:58:12.990
2 -	26.892	116.9	29.959	93.3	21.374	102.7	30.222	110.9	1:48.447	89.36	0.982	17:00:01.437
3 -	26.889	117.1	30.648	92.9	21.147	105.1	29.893	110.0	1:48.577	89.25	1.112	17:01:50.014
4 -	26.801	117.3	30.496	94.2	21.101	105.1	29.947	110.7	1:48.345	89.44	0.880	17:03:38.359
5 -	27.121	117.7	30.033	93.7	21.220	104.3	29.958	109.6	1:48.332	89.45	0.867	17:05:26.691
6 -	26.911	117.1	29.805	93.9	21.030	104.3	29.926	110.5	1:47.672 (2)	90.00	0.207	17:07:14.363
7 -	26.969	116.1	29.984	92.8	21.181	104.3	29.938	110.0	1:48.072 (3)	89.67	0.607	17:09:02.435
8 -	26.848	117.5	29.809	94.3	21.047	104.6	29.761	111.1	1:47.465 (1)	90.18		17:10:49.900
9 -	27.170	115.3	29.798	94.1	21.150	104.0	29.957	109.8	1:48.075	89.67	0.610	17:12:37.975
10 -	26.966	116.7	29.973	94.3	21.399	103.0	30.324	108.4	1:48.662	89.18	1.197	17:14:26.637
11 -	27.024	115.3	29.989	93.0	21.638	102.4	30.270	109.2	1:48.921	88.97	1.456	17:16:15.558
12 -	27.038	114.5	30.086	93.2	21.246	102.9	30.495	108.0	1:48.865	89.02	1.400	17:18:04.423

2026 ZYN British Superbike Championship - Round 1

R&G Moto4 British Cup

RACE 2 - SECTOR ANALYSIS



SECTOR 1 = FL to I1, SECTOR 2 = I1 to I2 SECTOR 3 = I2 to I3, SECTOR 4 = I3 to FL, DIFF = Difference To Personal Best Lap, P = Crossed Finish Line in Pit Lane, D = Time Disallowed

P10 90		Aeziah DIVINE				Honda - Fibre Tec Honda By MLav Racing						
IDEAL LAP TIME : 1:48.244		BEST LAP TIME : 1:48.661				DIFFERENCE : 0.417						
LAP	SECTOR 1	SECTOR 2		SECTOR 3		SECTOR 4		LAP TIME	MPH	DIFF	TIME OF DAY	
1 -		114.7	30.500	92.3	21.834	101.8	30.068	107.7	1:55.329	84.03	6.668	16:58:14.844
2 -	27.023	114.3	30.350	92.0	21.446	101.5	29.938	107.8	1:48.757 (3)	89.10	0.096	17:00:03.601
3 -	27.328	113.7	30.264	91.8	21.597	100.6	30.120	107.3	1:49.309	88.65	0.648	17:01:52.910
4 -	27.152	113.3	30.144	92.0	21.386	100.9	30.012	107.7	1:48.694 (2)	89.16	0.033	17:03:41.604
5 -	27.107	113.3	30.284	92.3	21.377	100.7	30.141	107.2	1:48.909	88.98	0.248	17:05:30.513
6 -	27.230	114.3	30.224	92.3	21.417	101.6	30.113	106.8	1:48.984	88.92	0.323	17:07:19.497
7 -	27.118	113.3	30.666	92.3	21.374	102.2	30.218	108.9	1:49.376	88.60	0.715	17:09:08.873
8 -	27.023	115.3	30.496	91.9	21.262	102.6	30.157	109.2	1:48.938	88.96	0.277	17:10:57.811
9 -	27.052	112.9	30.544	93.0	21.355	102.6	30.010	106.1	1:48.961	88.94	0.300	17:12:46.772
10 -	27.329	112.9	30.244	91.6	21.610	101.3	30.380	108.7	1:49.563	88.45	0.902	17:14:36.335
11 -	27.211	113.5	30.619	91.9	21.309	101.0	30.102	106.3	1:49.241	88.71	0.580	17:16:25.576
12 -	27.243	112.9	30.021	92.1	21.345	101.2	30.052	106.5	1:48.661 (1)	89.18		17:18:14.237

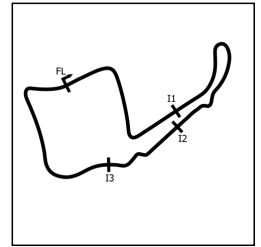
P11 42		Thorley TREVORROW				Honda - Fibre Tec Honda By MLav Racing						
IDEAL LAP TIME : 1:48.069		BEST LAP TIME : 1:48.454				DIFFERENCE : 0.385						
LAP	SECTOR 1	SECTOR 2		SECTOR 3		SECTOR 4		LAP TIME	MPH	DIFF	TIME OF DAY	
1 -		116.3	30.832	93.3	21.681	103.0	30.237	109.2	1:55.839	83.66	7.385	16:58:15.354
2 -	27.071	115.3	30.224	93.5	21.502	102.6	29.953	109.6	1:48.750 (3)	89.11	0.296	17:00:04.104
3 -	27.044	115.5	30.489	91.6	21.364	102.4	30.051	110.0	1:48.948	88.95	0.494	17:01:53.052
4 -	27.029	113.9	30.527	90.9	21.533	102.2	30.237	107.7	1:49.326	88.64	0.872	17:03:42.378
5 -	26.912	114.1	30.079	92.4	21.320	102.1	30.143	108.0	1:48.454 (1)	89.35		17:05:30.832
6 -	26.972	116.5	30.315	92.9	21.458	103.5	30.265	108.9	1:49.010	88.90	0.556	17:07:19.842
7 -	26.884	115.7	30.858	92.6	21.308	102.6	30.069	109.4	1:49.119	88.81	0.665	17:09:08.961
8 -	26.964	114.9	30.516	92.9	21.518	103.0	29.966	107.3	1:48.964	88.94	0.510	17:10:57.925
9 -	27.091	114.5	30.475	93.8	21.492	102.7	30.099	109.2	1:49.157	88.78	0.703	17:12:47.082
10 -	27.155	112.5	30.256	93.4	21.403	100.7	30.344	107.3	1:49.158	88.78	0.704	17:14:36.240
11 -	27.425	114.9	30.742	93.2	21.257	103.4	30.210	108.0	1:49.634	88.39	1.180	17:16:25.874
12 -	27.207	114.9	29.975	92.9	21.294	102.4	30.243	107.2	1:48.719 (2)	89.14	0.265	17:18:14.593

P12 19		Tyler HUMPHRIES				Honda - Fibre Tec Honda By MLav Racing						
IDEAL LAP TIME : 1:48.108		BEST LAP TIME : 1:48.411				DIFFERENCE : 0.303						
LAP	SECTOR 1	SECTOR 2		SECTOR 3		SECTOR 4		LAP TIME	MPH	DIFF	TIME OF DAY	
1 -		116.7	30.973	93.3	21.435	103.4	30.306	109.6	1:56.788	82.98	8.377	16:58:16.303
2 -	27.227	115.9	30.299	93.2	21.132	103.5	30.072	109.4	1:48.730	89.13	0.319	17:00:05.033
3 -	27.058	116.5	30.130	93.9	21.181	104.6	30.042	110.7	1:48.411 (1)	89.39		17:01:53.444
4 -	26.978	117.3	30.680	92.8	21.198	104.3	30.183	110.3	1:49.039	88.87	0.628	17:03:42.483
5 -	26.883	118.1	30.315	92.3	21.056	103.0	30.328	110.3	1:48.582 (2)	89.25	0.171	17:05:31.065
6 -	26.989	117.5	30.134	94.5	21.257	102.4	30.211	109.6	1:48.591 (3)	89.24	0.180	17:07:19.656
7 -	26.980	116.9	30.682	94.1	21.140	102.9	30.270	108.9	1:49.072	88.85	0.661	17:09:08.728
8 -	27.101	115.7	30.391	92.4	21.215	103.0	30.262	108.7	1:48.969	88.93	0.558	17:10:57.697
9 -	27.157	116.7	30.358	92.9	21.211	102.6	30.335	107.7	1:49.061	88.86	0.650	17:12:46.758
10 -	27.397	113.7	30.571	93.3	21.273	102.9	30.446	111.1	1:49.687	88.35	1.276	17:14:36.445
11 -	27.122	115.9	30.692	91.8	21.291	102.9	30.337	110.7	1:49.442	88.55	1.031	17:16:25.887
12 -	27.110	115.9	30.127	94.6	21.274	102.6	30.201	110.0	1:48.712	89.14	0.301	17:18:14.599

2026 ZYN British Superbike Championship - Round 1

R&G Moto4 British Cup

RACE 2 - SECTOR ANALYSIS



SECTOR 1 = FL to I1, SECTOR 2 = I1 to I2, SECTOR 3 = I2 to I3, SECTOR 4 = I3 to FL, DIFF = Difference To Personal Best Lap, P = Crossed Finish Line in Pit Lane, D = Time Disallowed

P13 67		George BOWES				Honda - A Edwards Racing						
IDEAL LAP TIME : 1:48.230		BEST LAP TIME : 1:48.636				DIFFERENCE : 0.406						
LAP	SECTOR 1	SECTOR 2		SECTOR 3		SECTOR 4		LAP TIME	MPH	DIFF	TIME OF DAY	
1 -		114.9	30.601	92.3	21.747	102.7	30.069	109.2	1:55.405	83.97	6.769	16:58:14.920
2 -	27.028	114.3	30.384	92.5	21.423	102.1	30.057	108.0	1:48.892	88.99	0.256	17:00:03.812
3 -	27.197	113.7	30.736	91.5	21.344	101.6	30.148	109.1	1:49.425	88.56	0.789	17:01:53.237
4 -	26.963	114.7	30.602	92.3	21.441	103.0	30.267	108.2	1:49.273	88.68	0.637	17:03:42.510
5 -	27.032	116.1	30.374	92.4	21.097	102.6	30.322	108.4	1:48.825 (3)	89.05	0.189	17:05:31.335
6 -	27.024	115.3	30.195	92.3	21.244	102.9	30.173	109.1	1:48.636 (1)	89.20		17:07:19.971
7 -	26.975	115.5	30.799	92.8	21.266	103.2	30.144	108.7	1:49.184	88.76	0.548	17:09:09.155
8 -	27.049	114.7	30.512	92.8	21.363	103.0	30.008	108.7	1:48.932	88.96	0.296	17:10:58.087
9 -	27.086	115.3	30.646	92.0	21.265	103.4	30.131	109.4	1:49.128	88.80	0.492	17:12:47.215
10 -	27.068	112.2	30.721	92.0	21.311	102.2	30.334	108.2	1:49.434	88.55	0.798	17:14:36.649
11 -	27.210	114.1	30.907	92.1	21.235	102.6	30.057	109.4	1:49.409	88.57	0.773	17:16:26.058
12 -	27.114	115.7	30.285	92.5	21.064	102.9	30.251	107.3	1:48.714 (2)	89.14	0.078	17:18:14.772

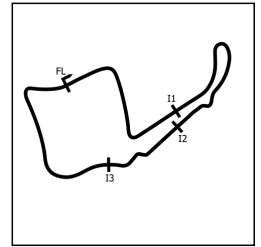
P14 23		Alex REMESAL-LOMAS				Honda - Fibre Tec Honda By MLav Racing						
IDEAL LAP TIME : 1:49.452		BEST LAP TIME : 1:49.577				DIFFERENCE : 0.125						
LAP	SECTOR 1	SECTOR 2		SECTOR 3		SECTOR 4		LAP TIME	MPH	DIFF	TIME OF DAY	
1 -		115.1	31.316	91.3	21.825	102.2	30.541	110.0	1:58.377	81.86	8.800	16:58:17.892
2 -	27.404	114.5	30.991	91.8	21.668	102.1	30.558	108.0	1:50.621	87.60	1.044	17:00:08.513
3 -	27.506	114.1	30.858	91.8	21.553	102.4	30.441	106.6	1:50.358	87.81	0.781	17:01:58.871
4 -	27.292	113.7	30.588	92.3	21.501	102.1	30.361	106.6	1:49.742 (2)	88.30	0.165	17:03:48.613
5 -	27.401	114.5	30.607	91.8	21.429	102.2	30.659	107.8	1:50.096	88.02	0.519	17:05:38.709
6 -	27.318	113.9	30.599	91.9	21.546	101.8	30.489	108.7	1:49.952 (3)	88.14	0.375	17:07:28.661
7 -	27.276	111.8	30.662	91.5	21.661	102.1	30.359	108.0	1:49.958	88.13	0.381	17:09:18.619
8 -	27.316	113.7	30.497	91.9	21.841	101.5	30.541	108.4	1:50.195	87.94	0.618	17:11:08.814
9 -	27.264	113.9	30.561	92.0	21.490	101.9	30.262	108.5	1:49.577 (1)	88.44		17:12:58.391
10 -	27.523	112.2	30.821	89.7	21.638	101.5	30.427	108.5	1:50.409	87.77	0.832	17:14:48.800
11 -	27.319	113.7	31.112	91.3	21.576	100.9	30.705	108.2	1:50.712	87.53	1.135	17:16:39.512
12 -	27.493	113.1	37.147	64.2	24.206	98.9	31.154	107.2	2:00.000	80.76	10.423	17:18:39.512

P15 34		Charlie CUNNINGHAM				Honda - Mortimer Racing						
IDEAL LAP TIME : 1:51.785		BEST LAP TIME : 1:52.320				DIFFERENCE : 0.535						
LAP	SECTOR 1	SECTOR 2		SECTOR 3		SECTOR 4		LAP TIME	MPH	DIFF	TIME OF DAY	
1 -		112.7	31.379	89.7	22.160	100.4	31.011	105.8	1:58.267	81.94	5.947	16:58:17.782
2 -	27.950	111.6	31.185	89.2	22.302	99.5	30.883	105.0	1:52.320 (1)	86.28		17:00:10.102
3 -	28.017	109.2	31.474	89.7	22.018	99.7	31.106	104.0	1:52.615 (3)	86.05	0.295	17:02:02.717
4 -	27.987	110.5	31.445	89.1	21.767	99.4	31.246	103.8	1:52.445 (2)	86.18	0.125	17:03:55.162
5 -	28.031	110.0	31.726	89.0	21.995	99.5	31.334	104.8	1:53.086	85.69	0.766	17:05:48.248
6 -	28.121	110.0	31.581	88.8	21.999	99.1	31.512	103.8	1:53.213	85.60	0.893	17:07:41.461
7 -	28.263	110.3	31.719	88.4	22.015	99.5	31.333	104.0	1:53.330	85.51	1.010	17:09:34.791
8 -	28.386	108.9	31.718	89.2	22.079	98.2	31.495	104.0	1:53.678	85.25	1.358	17:11:28.469
9 -	28.329	108.4	31.967	88.7	22.178	98.8	31.788	103.8	1:54.262	84.81	1.942	17:13:22.731
10 -	28.475	108.2	31.788	89.0	22.252	98.3	31.428	103.5	1:53.943	85.05	1.623	17:15:16.674
11 -	28.237	109.4	32.221	89.5	22.130	98.9	31.488	103.5	1:54.076	84.95	1.756	17:17:10.750
12 -	28.212	110.1	31.605	89.0	22.347	98.9	31.393	103.5	1:53.557	85.34	1.237	17:19:04.307

2026 ZYN British Superbike Championship - Round 1

R&G Moto4 British Cup

RACE 2 - SECTOR ANALYSIS



SECTOR 1 = FL to I1, SECTOR 2 = I1 to I2, SECTOR 3 = I2 to I3, SECTOR 4 = I3 to FL, DIFF = Difference To Personal Best Lap, P = Crossed Finish Line in Pit Lane, D = Time Disallowed

P16 65		Lilly RHODES				Honda - Wilson Racing						
IDEAL LAP TIME : 1:54.218		BEST LAP TIME : 1:54.650				DIFFERENCE : 0.432						
LAP	SECTOR 1	SECTOR 2	SECTOR 3	SECTOR 4	LAP TIME	MPH	DIFF	TIME OF DAY				
1 -		114.3	32.397	91.3	22.510	101.2	31.506	106.0	2:01.371	79.84	6.721	16:58:20.886
2 -	28.424	111.6	32.110	89.9	22.572	100.0	31.676	106.3	1:54.782 (2)	84.43	0.132	17:00:15.668
3 -	28.385	111.2	32.233	90.4	22.588	99.7	31.651	105.0	1:54.857 (3)	84.37	0.207	17:02:10.525
4 -	28.519	112.2	32.855	89.4	22.715	99.1	31.853	105.3	1:55.942	83.58	1.292	17:04:06.467
5 -	28.613	111.6	32.409	90.0	22.655	99.7	32.514	104.3	1:56.191	83.40	1.541	17:06:02.658
6 -	28.832	112.0	32.309	90.6	22.601	100.0	32.064	105.3	1:55.806	83.68	1.156	17:07:58.464
7 -	28.756	112.2	32.176	90.3	22.553	99.2	31.648	105.6	1:55.133	84.17	0.483	17:09:53.597
8 -	28.678	111.4	32.121	90.0	22.552	99.5	31.636	106.0	1:54.987	84.28	0.337	17:11:48.584
9 -	28.687	110.9	32.354	89.0	22.672	99.2	31.810	106.0	1:55.523	83.89	0.873	17:13:44.107
10 -	28.764	111.1	32.219	90.5	22.575	99.7	31.725	105.8	1:55.283	84.06	0.633	17:15:39.390
11 -	28.647	110.7	32.182	90.8	22.448	99.2	31.701	105.3	1:54.978	84.28	0.328	17:17:34.368
12 -	28.565	111.8	31.971	90.3	22.356	99.2	31.758	105.8	1:54.650 (1)	84.52		17:19:29.018

P17 58		Max RHODES				Honda - Wilson Racing						
IDEAL LAP TIME : 1:54.199		BEST LAP TIME : 1:54.742				DIFFERENCE : 0.543						
LAP	SECTOR 1	SECTOR 2	SECTOR 3	SECTOR 4	LAP TIME	MPH	DIFF	TIME OF DAY				
1 -		112.9	32.651	90.9	22.493	100.4	31.875	105.1	2:02.384	79.18	7.642	16:58:21.899
2 -	28.706	110.1	32.708	90.1	22.581	96.1	32.079	105.5	1:56.074	83.49	1.332	17:00:17.973
3 -	28.585	109.6	32.578	89.7	22.393	99.5	31.693	105.8	1:55.249	84.09	0.507	17:02:13.222
4 -	28.531	110.7	32.326	89.8	22.587	99.7	31.550	105.3	1:54.994 (3)	84.27	0.252	17:04:08.216
5 -	28.391	110.9	32.294	89.8	22.298	99.2	31.759	105.5	1:54.742 (1)	84.46		17:06:02.958
6 -	28.758	111.8	32.486	90.1	22.371	99.8	32.016	105.8	1:55.631	83.81	0.889	17:07:58.589
7 -	28.844	110.5	32.273	90.6	22.402	98.6	31.750	105.0	1:55.269	84.07	0.527	17:09:53.858
8 -	28.570	111.6	32.292	89.4	22.397	99.7	31.845	105.6	1:55.104	84.19	0.362	17:11:48.962
9 -	28.444	110.0	32.338	89.5	22.691	99.2	31.867	105.1	1:55.340	84.02	0.598	17:13:44.302
10 -	28.679	109.2	32.254	91.3	22.566	98.9	31.731	104.6	1:55.230	84.10	0.488	17:15:39.532
11 -	28.617	109.4	32.377	89.9	22.269	97.9	31.757	104.6	1:55.020	84.25	0.278	17:17:34.552
12 -	29.085	107.8	32.073	89.2	22.185	99.5	31.605	104.5	1:54.948 (2)	84.31	0.206	17:19:29.500

P18 64		Clayton EDMUNDS				Honda - City Lifting / RS Racing						
IDEAL LAP TIME : 1:45.537		BEST LAP TIME : 1:45.930				DIFFERENCE : 0.393						
LAP	SECTOR 1	SECTOR 2	SECTOR 3	SECTOR 4	LAP TIME	MPH	DIFF	TIME OF DAY				
1 -		114.9	30.075	93.0	21.012	103.2	29.585	110.1	1:52.170	86.39	6.240	16:58:11.685
2 -	26.738	117.1	29.681	93.3	20.976	104.5	29.703	110.0	1:47.098	90.49	1.168	16:59:58.783
3 -	26.738	116.9	29.847	93.4	20.717	104.5	29.417	110.0	1:46.719	90.81	0.789	17:01:45.502
4 -	26.597	116.5	29.734	93.3	20.978	103.2	29.480	109.1	1:46.789	90.75	0.859	17:03:32.291
5 -	26.716	113.9	29.358	93.8	20.737	103.7	29.476	110.9	1:46.287 (2)	91.18	0.357	17:05:18.578
6 -	26.343	117.1	29.557	93.7	21.033	103.5	29.549	108.4	1:46.482 (3)	91.01	0.552	17:07:05.060
7 -	26.494	116.7	29.732	94.1	20.991	104.3	29.373	110.5	1:46.590	90.92	0.660	17:08:51.650
8 -	26.399	117.3	29.887	93.9	20.929	104.2	29.273	109.6	1:46.488	91.00	0.558	17:10:38.138
9 -	26.416	115.9	29.258	94.2	20.887	104.2	29.369	107.7	1:45.930 (1)	91.48		17:12:24.068
10 -	26.696	115.9	30.178	92.6	20.827	103.8	29.260	109.8	1:46.961	90.60	1.031	17:14:11.029
11 -	26.302	116.5										

P19 11		Jensen BISHOP				Honda - Wilson Racing						
IDEAL LAP TIME : 1:47.649		BEST LAP TIME : 1:48.097				DIFFERENCE : 0.448						
LAP	SECTOR 1	SECTOR 2	SECTOR 3	SECTOR 4	LAP TIME	MPH	DIFF	TIME OF DAY				
1 -		115.9	30.462	93.7	21.233	104.3	29.778	110.3	1:53.721	85.21	5.624	16:58:13.236
2 -	26.860	116.7	29.966	93.3	21.162	102.6	30.109	109.6	1:48.097 (1)	89.65		17:00:01.333
3 -	26.903	114.7	30.369	93.0	21.100	103.2	29.772	110.0	1:48.144 (2)	89.61	0.047	17:01:49.477
4 -	27.180	114.7	30.338	93.3	21.058	103.4	29.939	108.4	1:48.515 (3)	89.30	0.418	17:03:37.992
5 -	27.294	116.3	29.967	92.6	21.051	103.2						

P20 12		Archie HOOPER				Honda - AH Racing						
IDEAL LAP TIME :		BEST LAP TIME :				DIFFERENCE :						
LAP	SECTOR 1	SECTOR 2	SECTOR 3	SECTOR 4	LAP TIME	MPH	DIFF	TIME OF DAY				
1 -		112.7	32.262	92.1	22.449	101.6						

2026 ZYN British Superbike Championship - Round 1

R&G Moto4 British Cup

RACE 2 - BEST SECTORS

SECTOR 1				SECTOR 2		SECTOR 3		SECTOR 4		IDEAL / BEST COMPARISON					
POS	NO	TIME	NO	TIME	NO	TIME	NO	TIME	POS	NO	NAME	IDEAL	BEST	DIFF	
												PERFECT LAP	1:45.226		
1	16	26.189	24	29.224	24	20.663	37	29.150	1	63	DUNABIE	1:45.382	1:45.593	0.211	
2	63	26.221	37	29.227	37	20.680	63	29.167	2	37	HOLT	1:45.468	1:45.862	0.394	
3	88	26.300	64	29.258	7	20.712	7	29.255	3	64	EDMUNDS	1:45.537	1:45.930	0.393	
4	64	26.302	63	29.278	63	20.716	64	29.260	4	24	FROST	1:45.584	1:45.927	0.343	
5	24	26.379	16	29.375	64	20.717	16	29.268	5	16	BURROWS	1:45.615	1:46.094	0.479	
6	37	26.411	7	29.398	16	20.783	24	29.318	6	7	FITCHETT	1:45.820	1:46.373	0.553	
7	7	26.455	88	29.542	88	20.791	88	29.372	7	88	FOSTER	1:46.005	1:46.243	0.238	
8	31	26.540	31	29.632	31	21.030	15	29.709	8	31	McCARTNEY	1:47.022	1:47.539	0.517	
9	78	26.580	15	29.798	15	21.030	11	29.772	9	15	DAY	1:47.338	1:47.465	0.127	
10	15	26.801	78	29.816	11	21.051	31	29.820	10	78	WILLIAMS	1:47.347	1:47.782	0.435	
11	11	26.860	11	29.966	19	21.056	78	29.844	11	11	BISHOP	1:47.649	1:48.097	0.448	
12	19	26.883	42	29.975	67	21.064	90	29.938	12	42	TREVORROW	1:48.069	1:48.454	0.385	
13	42	26.884	90	30.021	78	21.107	42	29.953	13	19	HUMPHRIES	1:48.108	1:48.411	0.303	
14	67	26.963	19	30.127	42	21.257	67	30.008	14	67	BOWES	1:48.230	1:48.636	0.406	
15	90	27.023	67	30.195	90	21.262	19	30.042	15	90	DIVINE	1:48.244	1:48.661	0.417	
16	23	27.264	23	30.497	23	21.429	23	30.262	16	23	REMESAL-LOMAS	1:49.452	1:49.577	0.125	
17	34	27.950	34	31.185	34	21.767	34	30.883	17	34	CUNNINGHAM	1:51.785	1:52.320	0.535	
18	65	28.385	65	31.971	58	22.185	65	31.506	18	58	RHODES	1:54.199	1:54.742	0.543	
19	58	28.391	58	32.073	65	22.356	58	31.550	19	65	RHODES	1:54.218	1:54.650	0.432	
20			12	32.262	12	22.449									

2026 ZYN British Superbike Championship - Round 1

R&G Moto4 British Cup

RACE 2 - BEST SPEEDS

POS	INTERMEDIATE 1			INTERMEDIATE 2			INTERMEDIATE 3			FINISH LINE		
	NO	NAME	MPH	NO	NAME	MPH	NO	NAME	MPH	NO	NAME	MPH
1	88	FOSTER	119.6	63	DUNABIE	95.3	63	DUNABIE	106.6	63	DUNABIE	112.2
2	63	DUNABIE	119.1	24	FROST	95.0	24	FROST	106.1	24	FROST	111.8
3	37	HOLT	118.5	37	HOLT	95.0	37	HOLT	106.0	37	HOLT	111.4
4	15	DAY	118.1	19	HUMPHRIES	94.6	15	DAY	105.1	7	FITCHETT	111.4
5	19	HUMPHRIES	118.1	7	FITCHETT	94.5	88	FOSTER	105.0	15	DAY	111.1
6	7	FITCHETT	117.9	15	DAY	94.3	19	HUMPHRIES	104.6	19	HUMPHRIES	111.1
7	24	FROST	117.3	88	FOSTER	94.2	16	BURROWS	104.5	64	EDMUNDS	110.9
8	64	EDMUNDS	117.3	64	EDMUNDS	94.2	7	FITCHETT	104.5	88	FOSTER	110.5
9	16	BURROWS	117.1	42	TREVORROW	93.8	64	EDMUNDS	104.5	11	BISHOP	110.3
10	78	WILLIAMS	116.7	11	BISHOP	93.7	11	BISHOP	104.3	42	TREVORROW	110.0
11	11	BISHOP	116.7	16	BURROWS	93.2	78	WILLIAMS	103.5	23	REMESAL-LOMAS	110.0
12	42	TREVORROW	116.5	78	WILLIAMS	93.2	42	TREVORROW	103.5	16	BURROWS	109.6
13	67	BOWES	116.1	90	DIVINE	93.0	67	BOWES	103.4	67	BOWES	109.4
14	90	DIVINE	115.3	67	BOWES	92.8	90	DIVINE	102.6	90	DIVINE	109.2
15	23	REMESAL-LOMAS	115.1	31	McCARTNEY	92.3	23	REMESAL-LOMAS	102.4	78	WILLIAMS	108.5
16	31	McCARTNEY	114.5	23	REMESAL-LOMAS	92.3	31	McCARTNEY	101.8	31	McCARTNEY	108.4
17	65	RHODES	114.3	12	HOOPER	92.1	12	HOOPER	101.6	65	RHODES	106.3
18	58	RHODES	112.9	65	RHODES	91.3	65	RHODES	101.2	34	CUNNINGHAM	105.8
19	34	CUNNINGHAM	112.7	58	RHODES	91.3	34	CUNNINGHAM	100.4	58	RHODES	105.8
20	12	HOOPER	112.7	34	CUNNINGHAM	89.7	58	RHODES	100.4			

2026 ZYN British Superbike Championship - Round 1

R&G Moto4 British Cup

RACE 2 - TOP SPEEDS @ INTERMEDIATE 1

POS	NO	NAME	VEHICLE	TOP 5 SPEEDS (MPH)					AVG	BEST
1	88	FOSTER	Honda	119.6	118.1	117.7	117.5	117.1	118.0	119.6
2	63	DUNABIE	Honda	119.1	117.5	117.1	116.9	116.9	117.5	119.1
3	37	HOLT	Honda	118.5	117.9	117.5	117.1	116.9	117.6	118.5
4	15	DAY	Honda	118.1	117.7	117.5	117.3	117.1	117.5	118.1
5	19	HUMPHRIES	Honda	118.1	117.5	117.3	116.9	116.7	117.3	118.1
6	7	FITCHETT	Honda	117.9	117.7	117.5	117.3	117.3	117.5	117.9
7	64	EDMUNDS	Honda	117.3	117.1	117.1	116.9	116.7	117.0	117.3
8	24	FROST	Honda	117.3	117.1	117.1	116.9	116.5	116.9	117.3
9	16	BURROWS	Honda	117.1	116.9	116.7	114.7	114.7	116.0	117.1
10	78	WILLIAMS	Honda	116.7	116.7	116.5	115.7	115.3	116.1	116.7
11	11	BISHOP	Honda	116.7	115.9	114.7	114.7		115.5	116.7
12	42	TREVORROW	Honda	116.5	116.3	115.7	115.5	115.3	115.8	116.5
13	67	BOWES	Honda	116.1	115.7	115.5	115.3	115.3	115.5	116.1
14	90	DIVINE	Honda	115.3	114.7	114.3	114.3	113.7	114.4	115.3
15	23	REMESAL-LOMAS	Honda	115.1	114.5	114.5	114.1	113.9	114.4	115.1
16	31	McCARTNEY	Honda	114.5	113.9	113.5	112.4	112.0	113.2	114.5
17	65	RHODES	Honda	114.3	112.2	112.2	112.0	111.8	112.5	114.3
18	58	RHODES	Honda	112.9	111.8	111.6	110.9	110.7	111.6	112.9
19	34	CUNNINGHAM	Honda	112.7	111.6	110.5	110.3	110.1	111.1	112.7

2026 ZYN British Superbike Championship - Round 1

R&G Moto4 British Cup

RACE 2 - FASTEST LAP CLASSIFICATION

POS	RACE POS	NO	NAME	NAT	ENTRY	BEST	ON
1	4	63	Jack DUNABIE	GBR	Honda - Kovara Projects / RS Racing	1:45.593	9
2	3	37	Marco HOLT	GBR	Honda - City Lifting / RS Racing	1:45.862	12
3	1	24	Ryan FROST	GBR	Honda - Fibre Tec Honda By MLav Racing	1:45.927	12
4	18	64	Clayton EDMUNDS	GBR	Honda - City Lifting / RS Racing	1:45.930	9
5	2	16	Jack BURROWS	GBR	Honda - Burrows Engineering / RK Racing	1:46.094	9
6	5	88	Mason FOSTER	GBR	Honda - Mortimer Racing	1:46.243	6
7	6	7	Luke FITCHETT	GBR	Honda - Kovara Projects / RS Racing	1:46.373	9
8	9	15	Harrison DAY	GBR	Honda - LRA Moto supported by HV Solutions	1:47.465	8
9	8	31	Henry McCARTNEY	GBR	Honda - Stanford Racing	1:47.539	2
10	7	78	Joshua WILLIAMS	GBR	Honda - Dunsley Heat Racing	1:47.782	10
11	19	11	Jensen BISHOP	GBR	Honda - Wilson Racing	1:48.097	2
12	12	19	Tyler HUMPHRIES	GBR	Honda - Fibre Tec Honda By MLav Racing	1:48.411	3
13	11	42	Thorley TREVORROW	GBR	Honda - Fibre Tec Honda By MLav Racing	1:48.454	5
14	13	67	George BOWES	GBR	Honda - A Edwards Racing	1:48.636	6
15	10	90	Aeziah DIVINE	BMU	Honda - Fibre Tec Honda By MLav Racing	1:48.661	12
16	14	23	Alex REMESAL-LOMAS	ESP	Honda - Fibre Tec Honda By MLav Racing	1:49.577	9
17	15	34	Charlie CUNNINGHAM	GBR	Honda - Mortimer Racing	1:52.320	2
18	16	65	Lilly RHODES	GBR	Honda - Wilson Racing	1:54.650	12
19	17	58	Max RHODES	GBR	Honda - Wilson Racing	1:54.742	5

2026 ZYN British Superbike Championship - Round 1

R&G Moto4 British Cup

RACE 2 - STATISTICS

Competitors Started	20
Planned Start	2026-05-03 @ 16:55:00.000
Actual Start	2026-05-03 @ 16:56:19.514
Finish Time	2026-05-03 @ 17:17:42.465
Track Length	2.6920mi.
Total Laps	218
Total Distance Covered	586.8622mi.

Session Fastest Lap History

NO	NAME	LAP TIME	TIME OF DAY	LAP	VEHICLE
63	Jack DUNABIE	1:47.257	16:59:58.492	2	Honda
16	Jack BURROWS	1:47.085	16:59:58.495	2	Honda
37	Marco HOLT	1:47.019	16:59:58.547	2	Honda
16	Jack BURROWS	1:46.552	17:01:45.047	3	Honda
37	Marco HOLT	1:46.545	17:01:45.092	3	Honda
24	Ryan FROST	1:46.066	17:03:31.281	4	Honda
24	Ryan FROST	1:46.042	17:12:23.998	9	Honda
64	Clayton EDMUNDS	1:45.930	17:12:24.068	9	Honda
37	Marco HOLT	1:45.898	17:12:24.222	9	Honda
63	Jack DUNABIE	1:45.593	17:12:25.151	9	Honda

Session Leader History

NO	NAME	FROM LAP	LAPS LED	DISTANCE	VEHICLE
63	Jack DUNABIE	1	2	5.38 miles	Honda
16	Jack BURROWS	3	1	2.69 miles	Honda
24	Ryan FROST	4	3	8.07 miles	Honda
16	Jack BURROWS	7	3	8.07 miles	Honda
24	Ryan FROST	10	1	2.69 miles	Honda
16	Jack BURROWS	11	1	2.69 miles	Honda
24	Ryan FROST	12	1	2.69 miles	Honda

Flag History

TYPE	TIME OF DAY
GREEN	16:56:19.514
FINISH	17:17:42.465

Flag Statistics

TYPE	COUNT	TOTAL LAPS	TOTAL TIME
Green	1	12	24:41.575
Red	0	0	0.000
Safety Car	0	0	0.000
FCY	0	0	0.000

2026 ZYN British Superbike Championship - Round 1

R&G Moto4 British Cup

RACE 2 - SESSION NOTES

TIME	MESSAGE
16:46:14	PITLANE OPEN
16:51:03	PITLANE CLOSED
16:51:09	3 MINUTES TO WARM UP LAP
16:53:05	1 MINUTE TO WARM UP LAP
16:53:28	30 SECONDS TO WARM UP LAP
16:53:40	GREEN FLAG - WARM UP LAP
16:55:39	RACE START
16:56:53	NO JUMP STARTS
16:58:30	NO.12 FALLER AT T16 LODGE - RIDER OK
17:05:38	NO.11 FALLER AT T16 LODGE - RIDER OK
17:10:40	TWO THIRDS DISTANCE COMPLETED
17:15:24	NO.64 FALLER AT T7/8/9 BRITTENS - RIDER OK
17:17:42	CHEQUERED FLAG

2026 ZYN British Superbike Championship - Round 1

R&G Moto4 British Cup

RACE 2 - WEATHER CONDITIONS

