

2026 ZYN British Superbike Championship - Round 1

R&G Moto4 British Cup

RACE 3 - CLASSIFICATION

Race Distance: 12 Laps / 32.30 miles

POS	NO	NAME	NAT	ENTRY	LAPS	TIME	GAP	DIFF	MPH	BEST	ON	GRD	↑↓
1	24	Ryan FROST	GBR	Honda - Fibre Tec Honda By MLav Racing	12	21:20.930			90.78	1:45.813	12	3	2
2	16	Jack BURROWS	GBR	Honda - Burrows Engineering / RK Racing	12	21:21.944	1.014	1.014	90.71	1:45.769	2	5	3
3	67	George BOWES	GBR	Honda - A Edwards Racing	12	21:41.015	20.085	19.071	89.38	1:47.405	7	14	11
4	90	Aeziah DIVINE	BMU	Honda - Fibre Tec Honda By MLav Racing	12	21:41.082	20.152	0.067	89.38	1:47.467	12	15	11
5	78	Joshua WILLIAMS	GBR	Honda - Dunsley Heat Racing	12	21:41.934	21.004	0.852	89.32	1:47.495	9	10	5
6	15	Harrison DAY	GBR	Honda - LRA Moto supported by HV Solutions	12	21:50.325	29.395	8.391	88.75	1:48.062	7	8	2
7	34	Charlie CUNNINGHAM	GBR	Honda - Mortimer Racing	12	22:46.041	1:25.111	55.716	85.13	1:52.390	2	17	10
8	12	Archie HOOPER	GBR	Honda - AH Racing	12	22:54.483	1:33.553	8.442	84.61	1:52.612	12	20	12
9	58	Max RHODES	GBR	Honda - Wilson Racing	12	22:56.455	1:35.525	1.972	84.48	1:53.267	10	19	10
10	65	Lilly RHODES	GBR	Honda - Wilson Racing	12	22:56.908	1:35.978	0.453	84.46	1:52.973	11	18	8

NOT CLASSIFIED

DNF	88	Mason FOSTER	GBR	Honda - Mortimer Racing	5	9:02.457	7 Laps	7 Laps	89.32	1:47.240	2	6	
DNF	63	Jack DUNABIE	GBR	Honda - Kovara Projects / RS Racing	2	3:36.809	10 Laps	3 Laps	89.39	1:46.086	2	1	
DNF	37	Marco HOLT	GBR	Honda - City Lifting / RS Racing	2	3:37.676	10 Laps	0.867	89.04	1:46.682	2	2	
DNF	31	Henry McCARTNEY	GBR	Honda - Stanford Racing	2	3:38.974	10 Laps	1.298	88.51	1:46.536	2	9	
DNF	64	Clayton EDMUNDS	GBR	Honda - City Lifting / RS Racing	1	1:51.523	11 Laps	1 Lap	86.89			4	
DNF	7	Luke FITCHETT	GBR	Honda - Kovara Projects / RS Racing	1	1:52.474	11 Laps	0.951	86.16			7	
DNF	11	Jensen BISHOP	GBR	Honda - Wilson Racing	0							11	
DNF	19	Tyler HUMPHRIES	GBR	Honda - Fibre Tec Honda By MLav Racing	0							12	
DNF	42	Thorley TREVORROW	GBR	Honda - Fibre Tec Honda By MLav Racing	0							13	
DNF	23	Alex REMESAL-LOMAS	ESP	Honda - Fibre Tec Honda By MLav Racing	0							16	

FASTEST LAP

16	Jack BURROWS	GBR	Honda - Burrows Engineering / RK Racing	2	1:45.769		91.62 mph		147.45 kph				
----	--------------	-----	---	---	----------	--	-----------	--	------------	--	--	--	--

Weather / Track : Cloudy / Dry

These results are provisional until the conclusion of any judicial and technical matters.

Date: 04/05/2026 Start: 13:45 Finish: 14:07

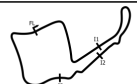
Oulton Park International: 2.6920 miles

Race Director: Stuart Higgs

Timekeeper: Richard Evans

S. Higgs

R. EVANS



Digitally Approved at 14:18 Monday, 04 May 2026

Digitally Approved at 14:16 Monday, 04 May 2026

Results can be found at www.tsl-timing.com

Printed - 14:09 Monday, 04 May 2026

2026 ZYN British Superbike Championship - Round 1

R&G Moto4 British Cup

RACE 3 - LAP CHART

LAP 1 @ 13:47:34.662

NO	BEHIND	LAP TIME
63		1:50.723
24	0.197	1:50.920
37	0.271	1:50.994
16	0.489	1:51.212
64	0.800	1:51.523
88	1.161	1:51.884
31	1.715	1:52.438
7	1.751	1:52.474
78	2.585	1:53.308
15	2.741	1:53.464
67	4.291	1:55.014
90	4.441	1:55.164
34	7.094	1:57.817
12	9.419	2:00.142
65	10.049	2:00.772
58	10.146	2:00.869

LAP 2 @ 13:49:20.748

NO	BEHIND	LAP TIME
63		1:46.086
16	0.172	1:45.769
24	0.321	1:46.210
37	0.867	1:46.682
31	2.165	1:46.536
88	2.315	1:47.240
78	4.242	1:47.743
15	4.990	1:48.335
90	6.632	1:48.277
67	6.679	1:48.474
34	13.398	1:52.390
12	18.194	1:54.861
65	18.717	1:54.754
58	18.859	1:54.799

LAP 3 @ 13:51:07.581

NO	BEHIND	LAP TIME
16		1:46.661
24	0.089	1:46.601
88	3.497	1:48.015
78	5.461	1:48.052
15	7.323	1:49.166
67	8.226	1:48.380
90	8.334	1:48.535
34	19.484	1:52.919
12	26.219	1:54.858
65	26.923	1:55.039
58	27.076	1:55.050

LAP 4 @ 13:52:53.969

NO	BEHIND	LAP TIME
24		1:46.299
16	0.153	1:46.541
88	4.680	1:47.571
78	6.992	1:47.919
67	9.763	1:47.925
90	9.840	1:47.894
15	11.731	1:50.796 D
34	26.493	1:53.397
12	33.978	1:54.147
65	34.424	1:53.889
58	34.971	1:54.283

LAP 5 @ 13:54:40.367

NO	BEHIND	LAP TIME
16		1:46.245
24	0.070	1:46.468
88	6.029	1:47.747
78	8.877	1:48.283
67	11.105	1:47.740
90	11.325	1:47.883
15	13.522	1:48.189
34	33.546	1:53.451
12	41.566	1:53.986
65	42.068	1:54.042
58	42.220	1:53.647

LAP 6 @ 13:56:26.920

NO	BEHIND	LAP TIME
16		1:46.553
24	0.123	1:46.606
78	11.089	1:48.765
67	12.248	1:47.696
90	12.319	1:47.547
15	15.313	1:48.344
34	39.989	1:52.996
65	50.181	1:54.666
58	50.258	1:54.591
12	52.129	1:57.116 D

LAP 7 @ 13:58:12.997

NO	BEHIND	LAP TIME
24		1:45.954
16	0.170	1:46.247
78	13.247	1:48.235
67	13.576	1:47.405
90	13.800	1:47.558
15	17.298	1:48.062
34	46.950	1:53.038
58	58.532	1:54.351
65	59.165	1:55.061
12	59.170	1:53.118

LAP 8 @ 13:59:59.277

NO	BEHIND	LAP TIME
24		1:46.280
16	0.208	1:46.318
67	14.945	1:47.649
90	15.155	1:47.635
78	15.602	1:48.635
15	19.335	1:48.317
34	53.566	1:52.896
58	1:06.923	1:54.671
65	1:07.149	1:54.264
12	1:07.200	1:54.310

LAP 9 @ 14:01:45.834

NO	BEHIND	LAP TIME
24		1:46.557
16	0.187	1:46.536
90	16.116	1:47.518
67	16.151	1:47.763
78	16.540	1:47.495
15	21.290	1:48.512

34	1:00.769	1:53.760
12	1:13.962	1:53.319
58	1:14.226	1:53.860
65	1:14.986	1:54.394

LAP 10 @ 14:03:32.637

NO	BEHIND	LAP TIME
16		1:46.616
24	0.093	1:46.896
67	16.968	1:47.620
90	17.128	1:47.815
78	17.487	1:47.750
15	23.328	1:48.841
34	1:08.414	1:54.448
12	1:20.177	1:53.018
58	1:20.690	1:53.267
65	1:21.536	1:53.353

LAP 11 @ 14:05:19.017

NO	BEHIND	LAP TIME
16		1:46.380
24	0.039	1:46.326
67	18.366	1:47.778
90	18.537	1:47.789
78	19.067	1:47.960
15	26.251	1:49.303
34	1:16.579	1:54.545
12	1:26.793	1:52.996
58	1:27.702	1:53.392
65	1:28.129	1:52.973

LAP 12 @ 14:07:04.869

NO	BEHIND	LAP TIME
24		1:45.813
16	1.014	1:46.866
67	20.085	1:47.571
90	20.152	1:47.467
78	21.004	1:47.789
15	29.395	1:48.996
34	1:25.111	1:54.384
12	1:33.553	1:52.612
58	1:35.525	1:53.675
65	1:35.978	1:53.701

2026 ZYN British Superbike Championship - Round 1

R&G Moto4 British Cup

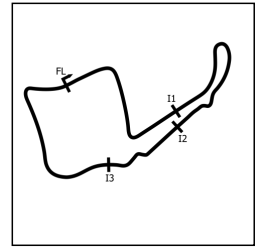
RACE 3 - POSITION CHART

No	Name	Lap Pos	Lap											
			1	2	3	4	5	6	7	8	9	10	11	12
63	DUNABIE	1	63	63	16	24	16	16	24	24	24	16	16	24
37	HOLT	2	24	16	24	16	24	24	16	16	16	24	24	16
24	FROST	3	37	24	88	88	88	78	78	67	90	67	67	67
64	EDMUNDS	4	16	37	78	78	78	67	67	90	67	90	90	90
16	BURROWS	5	64	31	15	67	67	90	90	78	78	78	78	78
88	FOSTER	6	88	88	67	90	90	15	15	15	15	15	15	15
7	FITCHETT	7	31	78	90	15	15	34	34	34	34	34	34	34
15	DAY	8	7	15	34	34	34	65	58	58	12	12	12	12
31	McCARTNEY	9	78	90	12	12	12	58	65	65	58	58	58	58
78	WILLIAMS	10	15	67	65	65	65	12	12	12	65	65	65	65
11	BISHOP	11	67	34	58	58	58							
19	HUMPHRIES	12	90	12										
42	TREVORROW	13	34	65										
67	BOWES	14	12	58										
90	DIVINE	15	65											
23	REMESAL-LOMAS	16	58											
34	CUNNINGHAM	17												
65	RHODES	18												
58	RHODES	19												
12	HOOPER	20												

2026 ZYN British Superbike Championship - Round 1

R&G Moto4 British Cup

RACE 3 - SECTOR ANALYSIS



SECTOR 1 = FL to I1, SECTOR 2 = I1 to I2, SECTOR 3 = I2 to I3, SECTOR 4 = I3 to FL, DIFF = Difference To Personal Best Lap, P = Crossed Finish Line in Pit Lane, D = Time Disallowed

P1 24		Ryan FROST				Honda - Fibre Tec Honda By MLav Racing						
IDEAL LAP TIME : 1:45.495		BEST LAP TIME : 1:45.813				DIFFERENCE : 0.318						
LAP	SECTOR 1	SECTOR 2		SECTOR 3		SECTOR 4		LAP TIME	MPH	DIFF	TIME OF DAY	
1 -		114.7	29.373	94.7	20.804	104.5	29.628	109.4	1:50.920	87.37	5.107	13:47:34.859
2 -	26.418	115.7	29.616	94.7	20.916	105.6	29.260	110.9	1:46.210 (3)	91.24	0.397	13:49:21.069
3 -	26.316	117.5	29.796	95.0	20.887	103.8	29.602	109.6	1:46.601	90.91	0.788	13:51:07.670
4 -	26.546	114.3	29.507	92.4	20.800	103.5	29.446	108.9	1:46.299	91.17	0.486	13:52:53.969
5 -	26.582	114.3	29.448	94.5	20.715	103.0	29.723	109.1	1:46.468	91.02	0.655	13:54:40.437
6 -	26.589	115.1	29.549	94.9	20.863	104.6	29.605	108.4	1:46.606	90.90	0.793	13:56:27.043
7 -	26.568	114.9	29.320	94.3	20.624	104.2	29.442	109.2	1:45.954 (2)	91.46	0.141	13:58:12.997
8 -	26.656	114.3	29.470	93.3	20.664	103.8	29.490	109.1	1:46.280	91.18	0.467	13:59:59.277
9 -	26.631	112.5	29.462	93.5	20.815	104.5	29.649	109.2	1:46.557	90.94	0.744	14:01:45.834
10 -	26.729	111.8	29.830	94.2	20.755	102.1	29.582	108.7	1:46.896	90.66	1.083	14:03:32.730
11 -	26.506	116.1	29.540	94.6	20.816	106.0	29.464	109.6	1:46.326	91.14	0.513	14:05:19.056
12 -	26.568	116.7	29.348	95.5	20.599	104.5	29.298	108.7	1:45.813 (1)	91.58		14:07:04.869

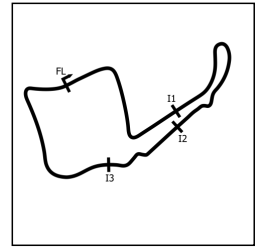
P2 16		Jack BURROWS				Honda - Burrows Engineering / RK Racing						
IDEAL LAP TIME : 1:45.488		BEST LAP TIME : 1:45.769				DIFFERENCE : 0.281						
LAP	SECTOR 1	SECTOR 2		SECTOR 3		SECTOR 4		LAP TIME	MPH	DIFF	TIME OF DAY	
1 -		115.7	29.528	93.8	20.923	104.2	29.257	109.8	1:51.212	87.14	5.443	13:47:35.151
2 -	26.174	115.3	29.510	94.3	20.818	104.6	29.267	109.6	1:45.769 (1)	91.62		13:49:20.920
3 -	26.387	116.1	29.816	93.0	20.913	102.6	29.545	108.0	1:46.661	90.86	0.892	13:51:07.581
4 -	26.645	112.0	29.765	93.0	20.738	104.0	29.393	109.2	1:46.541	90.96	0.772	13:52:54.122
5 -	26.497	113.7	29.748	93.2	20.641	104.0	29.359	108.2	1:46.245 (2)	91.21	0.476	13:54:40.367
6 -	26.562	113.3	29.558	93.2	20.813	102.9	29.620	107.8	1:46.553	90.95	0.784	13:56:26.920
7 -	26.527	113.5	29.721	93.7	20.601	104.6	29.398	109.1	1:46.247 (3)	91.21	0.478	13:58:13.167
8 -	26.564	112.7	29.622	93.8	20.671	104.0	29.461	107.5	1:46.318	91.15	0.549	13:59:59.485
9 -	26.403	113.3	29.733	93.4	20.712	104.2	29.688	109.1	1:46.536	90.96	0.767	14:01:46.021
10 -	26.593	112.5	29.612	93.4	20.857	101.2	29.554	108.2	1:46.616	90.89	0.847	14:03:32.637
11 -	26.406	113.3	29.619	92.8	20.838	102.9	29.517	108.2	1:46.380	91.10	0.611	14:05:19.017
12 -	26.480	113.5	29.456	93.4	20.831	105.1	30.099	101.5	1:46.866	90.68	1.097	14:07:05.883

P3 67		George BOWES				Honda - A Edwards Racing						
IDEAL LAP TIME : 1:47.182		BEST LAP TIME : 1:47.405				DIFFERENCE : 0.223						
LAP	SECTOR 1	SECTOR 2		SECTOR 3		SECTOR 4		LAP TIME	MPH	DIFF	TIME OF DAY	
1 -		115.9	30.773	93.0	21.470	102.4	29.849	107.7	1:55.014	84.26	7.609	13:47:38.953
2 -	26.936	113.1	29.881	93.0	21.040	103.7	30.617	107.8	1:48.474	89.34	1.069	13:49:27.427
3 -	27.197	115.7	30.280	93.8	21.073	104.3	29.830	107.5	1:48.380	89.41	0.975	13:51:15.807
4 -	27.007	113.5	29.937	93.7	21.043	102.9	29.938	107.7	1:47.925	89.79	0.520	13:53:03.732
5 -	26.958	113.1	29.833	92.5	21.082	102.7	29.867	107.7	1:47.740	89.95	0.335	13:54:51.472
6 -	26.861	113.5	30.055	93.3	20.963	103.0	29.817	108.2	1:47.696	89.98	0.291	13:56:39.168
7 -	26.786	113.5	29.935	93.2	21.081	104.0	29.603	108.7	1:47.405 (1)	90.23		13:58:26.573
8 -	26.848	112.9	29.917	92.9	21.000	102.7	29.884	107.5	1:47.649	90.02	0.244	14:00:14.222
9 -	26.830	112.9	29.946	92.9	21.036	102.7	29.951	107.8	1:47.763	89.93	0.358	14:02:01.985
10 -	26.870	112.9	29.988	93.2	21.010	102.6	29.752	107.2	1:47.620 (3)	90.05	0.215	14:03:49.605
11 -	26.914	112.7	29.998	93.2	21.043	102.7	29.823	107.7	1:47.778	89.91	0.373	14:05:37.383
12 -	27.006	112.7	29.830	92.9	20.963	103.4	29.772	107.8	1:47.571 (2)	90.09	0.166	14:07:24.954

2026 ZYN British Superbike Championship - Round 1

R&G Moto4 British Cup

RACE 3 - SECTOR ANALYSIS



SECTOR 1 = FL to I1, SECTOR 2 = I1 to I2, SECTOR 3 = I2 to I3, SECTOR 4 = I3 to FL, DIFF = Difference To Personal Best Lap, P = Crossed Finish Line in Pit Lane, D = Time Disallowed

P4 90		Aeziah DIVINE				Honda - Fibre Tec Honda By MLav Racing						
IDEAL LAP TIME : 1:47.272		BEST LAP TIME : 1:47.467				DIFFERENCE : 0.195						
LAP	SECTOR 1	SECTOR 2		SECTOR 3		SECTOR 4		LAP TIME	MPH	DIFF	TIME OF DAY	
1 -		114.3	30.638	93.8	21.504	102.9	29.792	108.7	1:55.164	84.15	7.697	13:47:39.103
2 -	26.874	114.1	30.173	93.3	21.174	102.1	30.056	106.6	1:48.277	89.50	0.810	13:49:27.380
3 -	27.180	113.7	30.080	92.5	21.165	102.1	30.110	107.8	1:48.535	89.29	1.068	13:51:15.915
4 -	26.977	112.9	30.139	93.5	21.042	102.7	29.736	109.4	1:47.894	89.82	0.427	13:53:03.809
5 -	26.973	114.1	30.011	93.2	21.167	102.4	29.732	108.5	1:47.883	89.83	0.416	13:54:51.692
6 -	26.905	114.5	29.956	93.4	21.082	103.0	29.604	109.4	1:47.547 (3)	90.11	0.080	13:56:39.239
7 -	26.926	114.7	29.945	93.4	21.076	104.0	29.611	108.5	1:47.558	90.10	0.091	13:58:26.797
8 -	26.904	112.5	29.910	92.8	21.094	102.6	29.727	108.0	1:47.635	90.03	0.168	14:00:14.432
9 -	26.947	113.7	29.827	93.9	21.060	102.7	29.684	107.2	1:47.518 (2)	90.13	0.051	14:02:01.950
10 -	27.043	113.7	30.095	93.8	20.994	103.2	29.683	108.7	1:47.815	89.88	0.348	14:03:49.765
11 -	26.863	113.7	30.117	93.9	21.104	102.9	29.705	108.7	1:47.789	89.90	0.322	14:05:37.554
12 -	26.975	113.3	29.880	93.7	20.978	103.0	29.634	109.4	1:47.467 (1)	90.17		14:07:25.021

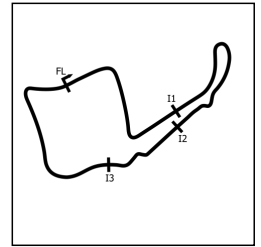
P5 78		Joshua WILLIAMS				Honda - Dunsley Heat Racing						
IDEAL LAP TIME : 1:47.184		BEST LAP TIME : 1:47.495				DIFFERENCE : 0.311						
LAP	SECTOR 1	SECTOR 2		SECTOR 3		SECTOR 4		LAP TIME	MPH	DIFF	TIME OF DAY	
1 -		115.1	30.204	93.0	21.076	103.5	29.826	107.7	1:53.308	85.53	5.813	13:47:37.247
2 -	27.130	113.1	29.958	93.5	20.995	103.0	29.660	107.8	1:47.743 (2)	89.94	0.248	13:49:24.990
3 -	26.895	113.3	30.050	93.2	21.126	101.8	29.981	107.3	1:48.052	89.69	0.557	13:51:13.042
4 -	26.743	113.3	29.861	93.2	21.232	100.4	30.083	107.5	1:47.919	89.80	0.424	13:53:00.961
5 -	27.112	113.3	30.034	93.9	21.084	102.2	30.053	106.8	1:48.283	89.49	0.788	13:54:49.244
6 -	27.123	113.1	30.291	93.0	21.101	102.4	30.250	105.3	1:48.765	89.10	1.270	13:56:38.009
7 -	27.127	112.7	30.022	93.4	21.025	102.6	30.061	106.8	1:48.235	89.53	0.740	13:58:26.244
8 -	27.284	109.8	30.165	95.0	21.233	104.0	29.953	108.5	1:48.635	89.20	1.140	14:00:14.879
9 -	26.830	113.7	29.910	94.5	20.964	101.9	29.791	108.0	1:47.495 (1)	90.15		14:02:02.374
10 -	26.819	114.7	30.056	94.2	21.054	103.8	29.821	108.4	1:47.750 (3)	89.94	0.255	14:03:50.124
11 -	26.721	114.3	30.143	93.5	21.180	103.0	29.916	108.2	1:47.960	89.76	0.465	14:05:38.084
12 -	26.719	109.8	29.841	94.1	21.197	103.8	30.032	108.0	1:47.789	89.90	0.294	14:07:25.873

P6 15		Harrison DAY				Honda - LRA Moto supported by HV Solutions						
IDEAL LAP TIME : 1:47.504		BEST LAP TIME : 1:48.062				DIFFERENCE : 0.558						
LAP	SECTOR 1	SECTOR 2		SECTOR 3		SECTOR 4		LAP TIME	MPH	DIFF	TIME OF DAY	
1 -		116.9	30.128	94.5	21.120	105.6	29.579	111.8	1:53.464	85.41	5.402	13:47:37.403
2 -	27.201	116.5	30.131	95.0	21.113	105.1	29.890	109.2	1:48.335	89.45	0.273	13:49:25.738
3 -	27.443	114.9	30.322	93.8	21.350	104.0	30.051	109.6	1:49.166	88.77	1.104	13:51:14.904
4 -	27.279	114.9	30.161	93.9	23.206	104.0	30.150	109.8	1:50.796 D	87.46	2.734	13:53:05.700
5 -	27.217	114.5	30.031	94.9	21.022	104.6	29.919	110.0	1:48.189 (2)	89.57	0.127	13:54:53.889
6 -	27.025	115.1	30.053	95.0	21.015	104.2	30.251	109.1	1:48.344	89.44	0.282	13:56:42.233
7 -	26.925	115.1	29.988	94.5	21.117	104.6	30.032	109.6	1:48.062 (1)	89.68		13:58:30.295
8 -	27.131	114.1	30.024	94.5	21.012	104.6	30.150	109.4	1:48.317 (3)	89.47	0.255	14:00:18.612
9 -	26.983	114.7	30.195	94.5	21.213	104.3	30.121	109.2	1:48.512	89.31	0.450	14:02:07.124
10 -	27.064	113.7	30.292	94.1	21.216	103.8	30.269	109.4	1:48.841	89.04	0.779	14:03:55.965
11 -	27.437	113.1	30.285	94.6	21.407	103.2	30.174	109.2	1:49.303	88.66	1.241	14:05:45.268
12 -	27.284	113.1	30.235	93.8	21.335	104.0	30.142	108.5	1:48.996	88.91	0.934	14:07:34.264

2026 ZYN British Superbike Championship - Round 1

R&G Moto4 British Cup

RACE 3 - SECTOR ANALYSIS



SECTOR 1 = FL to I1, SECTOR 2 = I1 to I2, SECTOR 3 = I2 to I3, SECTOR 4 = I3 to FL, DIFF = Difference To Personal Best Lap, P = Crossed Finish Line in Pit Lane, D = Time Disallowed

P7 34		Charlie CUNNINGHAM				Honda - Mortimer Racing						
IDEAL LAP TIME : 1:51.902		BEST LAP TIME : 1:52.390				DIFFERENCE : 0.488						
LAP	SECTOR 1	SECTOR 2		SECTOR 3		SECTOR 4		LAP TIME	MPH	DIFF	TIME OF DAY	
1 -		112.9	31.138	92.1	22.108	99.5	31.191	102.1	1:57.817	82.25	5.427	13:47:41.756
2 -	28.232	106.8	31.437	90.3	21.739	99.7	30.982	104.5	1:52.390 (1)	86.22		13:49:34.146
3 -	28.183	108.9	31.601	89.9	21.775	100.0	31.360	103.8	1:52.919 (3)	85.82	0.529	13:51:27.065
4 -	28.139	108.9	31.581	90.6	22.161	98.3	31.516	104.2	1:53.397	85.46	1.007	13:53:20.462
5 -	28.541	107.8	31.838	90.9	21.829	99.7	31.243	103.8	1:53.451	85.42	1.061	13:55:13.913
6 -	28.043	110.0	31.726	90.3	21.950	99.4	31.277	104.0	1:52.996	85.76	0.606	13:57:06.909
7 -	28.102	108.9	31.726	90.3	21.845	100.1	31.365	104.3	1:53.038	85.73	0.648	13:58:59.947
8 -	28.143	109.2	31.594	89.5	21.858	99.7	31.301	103.8	1:52.896 (2)	85.84	0.506	14:00:52.843
9 -	28.131	109.1	32.018	90.6	21.951	98.8	31.660	102.7	1:53.760	85.19	1.370	14:02:46.603
10 -	28.512	107.0	31.935	88.8	22.207	98.9	31.794	103.2	1:54.448	84.67	2.058	14:04:41.051
11 -	28.499	108.7	32.294	90.3	22.077	99.1	31.675	102.7	1:54.545	84.60	2.155	14:06:35.596
12 -	28.373	109.4	31.990	89.4	22.208	97.8	31.813	101.6	1:54.384	84.72	1.994	14:08:29.980

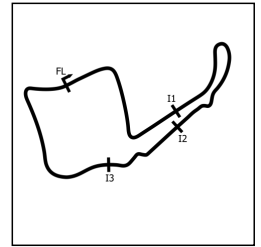
P8 12		Archie HOOPER				Honda - AH Racing						
IDEAL LAP TIME : 1:52.307		BEST LAP TIME : 1:52.612				DIFFERENCE : 0.305						
LAP	SECTOR 1	SECTOR 2		SECTOR 3		SECTOR 4		LAP TIME	MPH	DIFF	TIME OF DAY	
1 -		113.3	31.767	93.3	22.347	101.9	31.601	106.6	2:00.142	80.66	7.530	13:47:44.081
2 -	29.099	110.3	32.035	93.5	22.396	101.0	31.331	107.2	1:54.861	84.37	2.249	13:49:38.942
3 -	28.877	111.8	32.454	93.0	22.282	101.2	31.245	107.5	1:54.858	84.37	2.246	13:51:33.800
4 -	28.639	112.0	31.987	92.4	22.286	101.9	31.235	107.8	1:54.147	84.90	1.535	13:53:27.947
5 -	28.615	111.2	31.911	91.9	22.107	101.8	31.353	107.2	1:53.986	85.02	1.374	13:55:21.933
6 -	28.319	112.0	32.053	92.5	25.341	101.9	31.403	107.8	1:57.146 D	82.74	4.504	13:57:19.049
7 -	28.116	113.7	31.653	93.8	22.008	95.7	31.341	108.4	1:53.118	85.67	0.506	13:59:12.167
8 -	28.842	112.0	31.684	94.1	22.387	98.6	31.397	109.2	1:54.310	84.78	1.698	14:01:06.477
9 -	28.410	114.1	31.657	91.3	21.949	102.4	31.303	107.7	1:53.319	85.52	0.707	14:02:59.796
10 -	28.089	112.0	31.640	93.0	22.144	101.9	31.145	107.5	1:53.018 (3)	85.75	0.406	14:04:52.814
11 -	28.228	111.1	31.606	92.6	22.056	102.2	31.106	107.5	1:52.996 (2)	85.76	0.384	14:06:45.810
12 -	28.141	112.4	31.331	92.3	22.202	101.6	30.938	108.0	1:52.612 (1)	86.05		14:08:38.422

P9 58		Max RHODES				Honda - Wilson Racing						
IDEAL LAP TIME : 1:52.984		BEST LAP TIME : 1:53.267				DIFFERENCE : 0.283						
LAP	SECTOR 1	SECTOR 2		SECTOR 3		SECTOR 4		LAP TIME	MPH	DIFF	TIME OF DAY	
1 -		112.2	32.138	91.9	22.776	100.6	31.163	107.0	2:00.869	80.17	7.602	13:47:44.808
2 -	28.783	110.0	32.420	90.6	22.165	101.0	31.431	106.8	1:54.799	84.41	1.532	13:49:39.607
3 -	28.943	110.5	32.552	91.3	22.129	101.2	31.426	106.3	1:55.050	84.23	1.783	13:51:34.657
4 -	28.395	111.6	31.960	91.5	22.242	100.4	31.686	104.6	1:54.283	84.80	1.016	13:53:28.940
5 -	28.127	110.9	32.086	91.3	22.018	101.8	31.416	104.5	1:53.647 (3)	85.27	0.380	13:55:22.587
6 -	28.217	111.6	32.313	90.6	22.212	100.0	31.849	104.6	1:54.591	84.57	1.324	13:57:17.178
7 -	28.652	109.6	31.932	89.8	22.139	100.1	31.628	104.6	1:54.351	84.75	1.084	13:59:11.529
8 -	28.572	108.0	32.103	89.2	22.448	99.7	31.548	104.2	1:54.671	84.51	1.404	14:01:06.200
9 -	28.634	108.2	31.845	91.1	22.112	100.9	31.269	105.3	1:53.860	85.11	0.593	14:03:00.060
10 -	28.090	110.7	31.772	90.0	22.179	100.3	31.226	105.3	1:53.267 (1)	85.56		14:04:53.327
11 -	28.359	109.6	31.713	90.4	22.039	100.6	31.281	105.1	1:53.392 (2)	85.46	0.125	14:06:46.719
12 -	28.335	109.1	31.757	90.3	22.080	100.0	31.503	104.8	1:53.675	85.25	0.408	14:08:40.394

2026 ZYN British Superbike Championship - Round 1

R&G Moto4 British Cup

RACE 3 - SECTOR ANALYSIS



SECTOR 1 = FL to I1, SECTOR 2 = I1 to I2, SECTOR 3 = I2 to I3, SECTOR 4 = I3 to FL, DIFF = Difference To Personal Best Lap, P = Crossed Finish Line in Pit Lane, D = Time Disallowed

P10 65		Lilly RHODES				Honda - Wilson Racing						
IDEAL LAP TIME : 1:52.626		BEST LAP TIME : 1:52.973				DIFFERENCE : 0.347						
LAP	SECTOR 1	SECTOR 2		SECTOR 3		SECTOR 4		LAP TIME	MPH	DIFF	TIME OF DAY	
1 -		113.7	32.263	91.0	22.426	100.4	31.532	106.6	2:00.772	80.24	7.799	13:47:44.711
2 -	28.811	111.1	32.190	91.8	22.361	100.9	31.392	106.1	1:54.754	84.45	1.781	13:49:39.465
3 -	28.713	112.7	32.570	91.9	22.352	100.7	31.404	106.1	1:55.039	84.24	2.066	13:51:34.504
4 -	28.400	112.0	31.772	91.9	22.392	100.3	31.325	106.1	1:53.889	85.09	0.916	13:53:28.393
5 -	28.313	110.5	32.120	91.6	22.203	100.4	31.406	105.6	1:54.042	84.98	1.069	13:55:22.435
6 -	28.267	112.9	32.079	91.1	22.424	99.7	31.896	104.6	1:54.666	84.51	1.693	13:57:17.101
7 -	28.597	110.7	32.536	91.6	22.449	101.2	31.479	106.1	1:55.061	84.22	2.088	13:59:12.162
8 -	28.507	111.2	31.791	90.8	22.418	101.5	31.548	105.8	1:54.264	84.81	1.291	14:01:06.426
9 -	28.791	112.5	32.146	91.9	22.219	100.1	31.238	106.1	1:54.394	84.71	1.421	14:03:00.820
10 -	28.335	112.4	31.812	91.8	22.099	101.3	31.107	106.8	1:53.353 (2)	85.49	0.380	14:04:54.173
11 -	28.333	111.4	31.604	92.1	21.881	101.9	31.155	106.5	1:52.973 (1)	85.78		14:06:47.146
12 -	28.034	111.8	32.109	91.8	22.276	101.2	31.282	106.3	1:53.701 (3)	85.23	0.728	14:08:40.847

P11 88		Mason FOSTER				Honda - Mortimer Racing						
IDEAL LAP TIME : 1:47.054		BEST LAP TIME : 1:47.240				DIFFERENCE : 0.186						
LAP	SECTOR 1	SECTOR 2		SECTOR 3		SECTOR 4		LAP TIME	MPH	DIFF	TIME OF DAY	
1 -		114.3	29.840	94.1	20.803	104.3	29.484	109.4	1:51.884	86.61	4.644	13:47:35.823
2 -	27.001	113.1	29.876	93.5	20.794	104.5	29.569	108.5	1:47.240 (1)	90.37		13:49:23.063
3 -	27.214	112.7	30.055	92.6	20.954	102.4	29.792	107.0	1:48.015	89.72	0.775	13:51:11.078
4 -	26.961	112.7	29.897	93.2	20.854	102.6	29.859	107.2	1:47.571 (2)	90.09	0.331	13:52:58.649
5 -	26.936	112.9	29.896	93.7	20.944	102.4	29.971	106.8	1:47.747 (3)	89.94	0.507	13:54:46.396
6 -	27.003	112.7										

P12 63		Jack DUNABIE				Honda - Kovara Projects / RS Racing						
IDEAL LAP TIME : 1:46.014		BEST LAP TIME : 1:46.086				DIFFERENCE : 0.072						
LAP	SECTOR 1	SECTOR 2		SECTOR 3		SECTOR 4		LAP TIME	MPH	DIFF	TIME OF DAY	
1 -		113.9	29.559	93.9	20.844	103.5	29.503	109.1	1:50.723	87.52	4.637	13:47:34.662
2 -	26.575	115.1	29.376	94.2	20.809	103.7	29.326	108.7	1:46.086 (1)	91.35		13:49:20.748
3 -	26.503	114.3										

P13 37		Marco HOLT				Honda - City Lifting / RS Racing						
IDEAL LAP TIME : 1:46.387		BEST LAP TIME : 1:46.682				DIFFERENCE : 0.295						
LAP	SECTOR 1	SECTOR 2		SECTOR 3		SECTOR 4		LAP TIME	MPH	DIFF	TIME OF DAY	
1 -		115.7	29.594	94.2	20.750	104.6	29.478	110.5	1:50.994	87.31	4.312	13:47:34.933
2 -	26.687	116.3	29.472	94.7	20.966	103.8	29.557	109.6	1:46.682 (1)	90.84		13:49:21.615

P14 31		Henry McCARTNEY				Honda - Stanford Racing						
IDEAL LAP TIME : 1:46.308		BEST LAP TIME : 1:46.536				DIFFERENCE : 0.228						
LAP	SECTOR 1	SECTOR 2		SECTOR 3		SECTOR 4		LAP TIME	MPH	DIFF	TIME OF DAY	
1 -		114.9	29.782	92.1	20.946	101.8	29.406	106.6	1:52.438	86.19	5.902	13:47:36.377
2 -	26.603	113.3	29.451	91.8	20.848	101.0	29.634	106.0	1:46.536 (1)	90.96		13:49:22.913

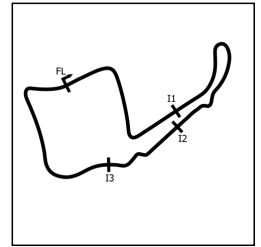
P15 64		Clayton EDMUNDS				Honda - City Lifting / RS Racing						
IDEAL LAP TIME :		BEST LAP TIME :				DIFFERENCE :						
LAP	SECTOR 1	SECTOR 2		SECTOR 3		SECTOR 4		LAP TIME	MPH	DIFF	TIME OF DAY	
1 -		116.5	29.965	94.1	20.877	104.0	29.413	109.2	1:51.523	86.89		13:47:35.462

P16 7		Luke FITCHETT				Honda - Kovara Projects / RS Racing						
IDEAL LAP TIME :		BEST LAP TIME :				DIFFERENCE :						
LAP	SECTOR 1	SECTOR 2		SECTOR 3		SECTOR 4		LAP TIME	MPH	DIFF	TIME OF DAY	
1 -		113.3	29.866	94.2	20.934	103.7	29.612	108.4	1:52.474	86.16		13:47:36.413

2026 ZYN British Superbike Championship - Round 1

R&G Moto4 British Cup

RACE 3 - SECTOR ANALYSIS



SECTOR 1 = FL to I1, SECTOR 2 = I1 to I2 SECTOR 3 = I2 to I3, SECTOR 4 = I3 to FL, DIFF = Difference To Personal Best Lap, P = Crossed Finish Line in Pit Lane, D = Time Disallowed

P18	19	Tyler HUMPHRIES			Honda - Fibre Tec Honda By MLav Racing			
IDEAL LAP TIME :		BEST LAP TIME :		DIFFERENCE :				
LAP	SECTOR 1	SECTOR 2	SECTOR 3	SECTOR 4	LAP TIME	MPH	DIFF	TIME OF DAY
1-	115.9	30.638	93.2					

P19	42	Thorley TREVORROW			Honda - Fibre Tec Honda By MLav Racing			
IDEAL LAP TIME :		BEST LAP TIME :		DIFFERENCE :				
LAP	SECTOR 1	SECTOR 2	SECTOR 3	SECTOR 4	LAP TIME	MPH	DIFF	TIME OF DAY
1-	114.9	30.583	92.9					

2026 ZYN British Superbike Championship - Round 1

R&G Moto4 British Cup

RACE 3 - BEST SECTORS

SECTOR 1		SECTOR 2		SECTOR 3		SECTOR 4		IDEAL / BEST COMPARISON							
POS	NO	TIME	NO	TIME	NO	TIME	NO	TIME	POS	NO	NAME	IDEAL	BEST	DIFF	
												PERFECT LAP	1:45.350		
1	16	26.174	24	29.320	24	20.599	16	29.257	1	16	BURROWS	1:45.488	1:45.769	0.281	
2	24	26.316	63	29.376	16	20.601	24	29.260	2	24	FROST	1:45.495	1:45.813	0.318	
3	63	26.503	31	29.451	37	20.750	63	29.326	3	63	DUNABIE	1:46.014	1:46.086	0.072	
4	31	26.603	16	29.456	88	20.794	31	29.406	4	31	McCARTNEY	1:46.308	1:46.536	0.228	
5	37	26.687	37	29.472	63	20.809	64	29.413	5	37	HOLT	1:46.387	1:46.682	0.295	
6	78	26.719	90	29.827	31	20.848	37	29.478	6	88	FOSTER	1:47.054	1:47.240	0.186	
7	67	26.786	67	29.830	64	20.877	88	29.484	7	67	BOWES	1:47.182	1:47.405	0.223	
8	90	26.863	88	29.840	7	20.934	15	29.579	8	78	WILLIAMS	1:47.184	1:47.495	0.311	
9	15	26.925	78	29.841	67	20.963	67	29.603	9	90	DIVINE	1:47.272	1:47.467	0.195	
10	88	26.936	7	29.866	78	20.964	90	29.604	10	15	DAY	1:47.504	1:48.062	0.558	
11	65	28.034	64	29.965	90	20.978	7	29.612	11	34	CUNNINGHAM	1:51.902	1:52.390	0.488	
12	34	28.043	15	29.988	15	21.012	78	29.660	12	12	HOOPER	1:52.307	1:52.612	0.305	
13	12	28.089	42	30.583	34	21.739	12	30.938	13	65	RHODES	1:52.626	1:52.973	0.347	
14	58	28.090	19	30.638	65	21.881	34	30.982	14	58	RHODES	1:52.984	1:53.267	0.283	
15			34	31.138	12	21.949	65	31.107	15	64	EDMUNDS				
16			12	31.331	58	22.018	58	31.163	16	7	FITCHETT				
17			65	31.604											
18			58	31.713											
19															
20															

2026 ZYN British Superbike Championship - Round 1

R&G Moto4 British Cup

RACE 3 - BEST SPEEDS

POS	INTERMEDIATE 1			INTERMEDIATE 2			INTERMEDIATE 3			FINISH LINE		
	NO	NAME	MPH	NO	NAME	MPH	NO	NAME	MPH	NO	NAME	MPH
1	24	FROST	117.5	24	FROST	95.5	24	FROST	106.0	15	DAY	111.8
2	15	DAY	116.9	78	WILLIAMS	95.0	15	DAY	105.6	24	FROST	110.9
3	64	EDMUNDS	116.5	15	DAY	95.0	16	BURROWS	105.1	37	HOLT	110.5
4	37	HOLT	116.3	37	HOLT	94.7	37	HOLT	104.6	16	BURROWS	109.8
5	16	BURROWS	116.1	16	BURROWS	94.3	88	FOSTER	104.5	90	DIVINE	109.4
6	67	BOWES	115.9	63	DUNABIE	94.2	67	BOWES	104.3	88	FOSTER	109.4
7	19	HUMPHRIES	115.9	7	FITCHETT	94.2	90	DIVINE	104.0	12	HOOPER	109.2
8	78	WILLIAMS	115.1	12	HOOPER	94.1	78	WILLIAMS	104.0	64	EDMUNDS	109.2
9	63	DUNABIE	115.1	88	FOSTER	94.1	64	EDMUNDS	104.0	63	DUNABIE	109.1
10	31	McCARTNEY	114.9	64	EDMUNDS	94.1	63	DUNABIE	103.7	67	BOWES	108.7
11	42	TREVORROW	114.9	90	DIVINE	93.9	7	FITCHETT	103.7	78	WILLIAMS	108.5
12	90	DIVINE	114.7	67	BOWES	93.8	12	HOOPER	102.4	7	FITCHETT	108.4
13	88	FOSTER	114.3	19	HUMPHRIES	93.2	65	RHODES	101.9	58	RHODES	107.0
14	12	HOOPER	114.1	42	TREVORROW	92.9	58	RHODES	101.8	65	RHODES	106.8
15	65	RHODES	113.7	34	CUNNINGHAM	92.1	31	McCARTNEY	101.8	31	McCARTNEY	106.6
16	7	FITCHETT	113.3	65	RHODES	92.1	34	CUNNINGHAM	100.1	34	CUNNINGHAM	104.5
17	34	CUNNINGHAM	112.9	31	McCARTNEY	92.1						
18	58	RHODES	112.2	58	RHODES	91.9						
19												
20												

2026 ZYN British Superbike Championship - Round 1

R&G Moto4 British Cup

RACE 3 - TOP SPEEDS @ INTERMEDIATE 1

POS	NO	NAME	VEHICLE	TOP 5 SPEEDS (MPH)					AVG	BEST
1	24	FROST	Honda	117.5	116.7	116.1	115.7	115.1	116.2	117.5
2	15	DAY	Honda	116.9	116.5	115.1	115.1	114.9	115.7	116.9
3	64	EDMUNDS	Honda	116.5					116.5	116.5
4	37	HOLT	Honda	116.3	115.7				116.0	116.3
5	16	BURROWS	Honda	116.1	115.7	115.3	113.7	113.5	114.8	116.1
6	67	BOWES	Honda	115.9	115.7	113.5	113.5	113.5	114.4	115.9
7	78	WILLIAMS	Honda	115.1	114.7	114.3	113.7	113.3	114.2	115.1
8	63	DUNABIE	Honda	115.1	113.9				114.5	115.1
9	31	McCARTNEY	Honda	114.9	113.3				114.1	114.9
10	90	DIVINE	Honda	114.7	114.5	114.3	114.1	114.1	114.3	114.7
11	88	FOSTER	Honda	114.3	113.1	112.9	112.7	112.7	113.2	114.3
12	12	HOOPER	Honda	114.1	113.7	113.3	112.4	112.0	113.1	114.1
13	65	RHODES	Honda	113.7	112.9	112.7	112.5	112.4	112.9	113.7
14	7	FITCHETT	Honda	113.3					113.3	113.3
15	34	CUNNINGHAM	Honda	112.9	110.0	109.4	109.2	109.1	110.1	112.9
16	58	RHODES	Honda	112.2	111.6	111.6	110.9	110.7	111.4	112.2

2026 ZYN British Superbike Championship - Round 1

R&G Moto4 British Cup

RACE 3 - STATISTICS

Competitors Started 18
Planned Start 2026-05-04 @ 13:45:00.000
Actual Start 2026-05-04 @ 13:45:43.938
Finish Time 2026-05-04 @ 14:07:04.868
Track Length 2.6920mi.
Total Laps 133
Total Distance Covered 358.0397mi.

Session Fastest Lap History

NO	NAME	LAP TIME	TIME OF DAY	LAP	VEHICLE
63	Jack DUNABIE	1:46.086	13:49:20.748	2	Honda
16	Jack BURROWS	1:45.769	13:49:20.920	2	Honda

Session Leader History

NO	NAME	FROM LAP	LAPS LED	DISTANCE	VEHICLE
63	Jack DUNABIE	1	2	5.38 miles	Honda
16	Jack BURROWS	3	1	2.69 miles	Honda
24	Ryan FROST	4	1	2.69 miles	Honda
16	Jack BURROWS	5	2	5.38 miles	Honda
24	Ryan FROST	7	3	8.07 miles	Honda
16	Jack BURROWS	10	2	5.38 miles	Honda
24	Ryan FROST	12	1	2.69 miles	Honda

Flag History

TYPE	TIME OF DAY
GREEN	13:45:43.938
FINISH	14:07:04.868

Flag Statistics

TYPE	COUNT	TOTAL LAPS	TOTAL TIME
Green	1	12	24:43.457
Red	0	0	0.000
Safety Car	0	0	0.000
FCY	0	0	0.000

2026 ZYN British Superbike Championship - Round 1

R&G Moto4 British Cup

RACE 3 - SESSION NOTES

TIME	MESSAGE
13:33:00	PITLANE OPEN
13:34:21	BSB PARC FERME ENDED
13:35:00	NO.11 FALLER AT T10/11 HIZZYS - RIDER OK
13:35:09	BSB PARC FERME ENDED
13:35:28	PITLANE OPEN
13:38:01	PITLANE CLOSED
13:38:07	5 MINUTES TO WARM UP LAP
13:40:02	3 MINUTES TO WARM UP LAP
13:42:02	1 MINUTE TO WARM UP LAP
13:42:33	30 SECONDS TO WARM UP LAP
13:42:48	GREEN FLAG - WARM UP LAP
13:44:56	RACE START
13:44:59	NO.23 STOPPED TECHNICAL PROBLEM - KNICKERBROOK
13:46:04	NO JUMP STARTS
13:47:42	NO.19 & 42 FALLERS AT T10/11 HIZZYS - RIDERS BEING ASSESSED
13:48:28	NO.7 & 64 FALLERS AT T1 OLD HALL - RIDER OKS
13:50:47	NO.37 & 31 FALLERS AT T1 OLD HALL - RIDERS OK
13:51:28	UPDATE: NO.19 & 42 - RIDERS TO MEDICAL CENTRE
13:52:16	NO.63 FALLER AT T5 SHELL - RIDER OK
13:52:30	INCIDENT INVOLVING 19 AND 42 ON LAP 1 UNDER INVESTIGATION
13:55:41	SHE
13:55:53	NO.88 FALLER AT T5 SHELL - RIDER OK
14:00:03	TWO THIRDS DISTANCE COMPLETED
14:07:05	CHEQUERED FLAG

2026 ZYN British Superbike Championship - Round 1

R&G Moto4 British Cup

RACE 3 - WEATHER CONDITIONS

